



PARTS BOOK

KM-1957-7

롤러 구동 포스트 베드형 1본침
본봉 침송 자동사절 재봉기

Post Bed, Wheel Feed With Driven Roller Foot,
1-Needle, Lock Stitch, Needle Feed,
Automatic Thread Trimmer Sewing Machine

KM-1967-7

롤러 구동 포스트 베드형 2본침
본봉 침송 자동사절 재봉기

Post Bed, Wheel Feed With Driven Roller Foot,
2-Needle, Lock Stitch, Needle Feed,
Automatic Thread Trimmer Sewing Machine

PME-120621

Information

A. Parts Book 구성

Structure of Part Book

① **A** Arm, Bed & Machine Body Mechanism
팔, 침대 및 의장품 관계

②

③

④ ⑤ ⑥ ⑦ ⑧ ⑨

Ref. No.	Parts No.	Note	Name of Parts	중 명	Q'ty	Assembly No.
A-1	0P-01284(-03)		Arm	팔	1	
A-2	0P-01007(-06)		Bed	침대	1	
A-4	0P-01010(-00)		Face Plate	면판	1	
A-5	01-00044(-10H)		Face Plate Gasket	면판 가스켓	1	
A-6	01-01174(-4122)		Screw(L)084*mm(2)	볼트	10	
A-7	01-11010(-123D)		Rubber Cap For Face Plate	면판 고무뚜껑	2	
A-9	01-00194(-123D)		Caution S-Screw	경고 스크류	1	
A-8	0P-01017(-00)		Thermap Layer Cover	발열기 피막	1	
A-10	01-02010(-04*mm(2))		Screw(S)084*mm(2)	볼트(S)084*mm(2)	1	
A-11	0P-01174(-00)		Bed Cover(L)	침대 커버(좌)	1	
A-12	01-01444(-123H)		Bed Cover (Gasket,L)	침대 커버 가스켓(좌)	1	
A-13	01-02643(-123D)		Screw(L)084*mm(2)	볼트(L)084*mm(2)	14	
A-13-1	4B-02444(-1000)		Washer	와셔	2	
A-14	0P-01174(-00)		Bed Cover(R)	침대 커버(우)	1	
A-15	01-01744(-123H)		Bed Cover (Gasket,R)	침대 커버 가스켓(우)	1	
A-16	4402010(-100H)		Tank Rubber Cap	고유 탱크 고무뚜껑	1	
A-17	01-00174(-123D)		Thread (Slide with Three Poles)	세우름 슬라이드(3극)	15Set	
A-19	01-02010(-123D)		Thread (Slide(L))	면판 슬라이드(좌)	1	
A-20	01-02010(-123D)		Thread (Slide(R))	면판 슬라이드(우)	3	
A-21	01-01000(-123D)		Thread (Slide(H))	면판 슬라이드(중)	1	
A-22	0P-01043(-00)		Arm Thread Guide Assy	팔용 슬라이드 가이드(조)	1	
A-23	11-01710(-700D)		Nut	너트	1	
A-24	01-02010(-123H)		Thread (Slide(L))	슬라이드(좌)	1	
A-25	0102010(-100H)		Silicon Tank Assy	실리콘 탱크 조립체(조)	15Set	
A-26	0102000(-100H)		Silicon Tank	실리콘 탱크	1	
A-27	0102000(-100H)		Silicon Oil Window	실리콘 유창	1	
A-28	0102400(-100H)		Silicon Part	실리콘 부품	1	
A-29	0P-01000(-00)		Part for Silicon Oil Supply	실리콘 공급 부품 조립체	1	
A-30	01-01044(-100H)		Screw(L)084*mm(2)	볼트(L)	1	
A-31	04-02410(-123D)		Arm Upper Part Rubber Cap	팔용 상부 고무 뚜껑	2	
A-33	04-02010(-100H)		Needle Bar Rubber Cap	바늘봉 고무 뚜껑	1	
A-34	01-04010(-442L)		Rubber Cap(L)	고유 고무뚜껑(좌)	4	
A-35	44-02010(-7400)		Rubber Cap(R)	고유 고무뚜껑(우)	7	
A-36	01-01710(-100H)		Bed Rubber	침대 고무	1	
A-37	0P-01081(-00)		Welder (Sticker,H)	인쇄 스티커(수평)	1	
A-38	0P-01081(-00)		M Welder (Sticker,M)	인쇄 스티커(수직)	1	
A-39	0P-01081(-00)		L Welder (Sticker,L)	인쇄 스티커(수평)	1	
A-40	0P-01081(-00)		K Welder (Sticker,K)	인쇄 스티커(수평)	1	
A-41	01-02110(-123D)		Tap Cover	타프 커버	2	
A-42	01-02114(-123H)		Tap Cover	타프 커버	1	
A-43	41-01414(-100H)		Silobin Winder Assy	실라빈(조)	15Set	
A-44	41-02010(-100H)		Silobin Winder (Base Assy)	실라빈 베이스(조)	1	
A-45	41-02004(-123H)		Silobin Winder (Shaft)	실라빈 구동축	1	
A-46	0P-01000(-00)	S. Other	Sticker(S)	인쇄 스티커(수직)	1	
A-47	01-01010(-700D)		Screw(S)	볼트(S)	1	
A-48	41-02000(-100H)		Silobin Winder	실라빈	1	
A-49	01-01044(-500T)		Screw(L)084*mm(2)	볼트(L)	2	
A-50	41-02000(-100H)		Silobin Winder Action Ring	실라빈 작동링	1	
A-51	41-02000(-100H)		Silobin Winder Shaft Rubber Ring	실라빈 구동축 고무링	1	
A-52	41-02010(-100H)		Silobin Winder L-assy	실라빈 L(조)	1	
A-53	41-02010(-100H)		Silobin Winder Adjusting Plate	실라빈 조정판	1	
A-54	01-01010(-123D)		Screw(L)084*mm(2)	볼트(L)	1	
A-55	01-01194(-123D)		Washer	와셔	1	
A-56	41-02010(-100H)		Silobin Winder Lower Shaft	실라빈 하부 축	1	
A-57	41-02010(-100H)		Silobin Winder Adjusting Term	실라빈 조정판	1	
A-58	0101500(-4113)		Screw(M)X0.7	볼트(M)	1	

Note: P= Heavy Material(중량재), M=Medium Material(중량재), M= Pneumatic Heavy Material(공압식 중량재)
L= Light Material(저중량재), K=Kitt Material(커트재), EL=Large Shuble Hole(대시름 홀재)

①:관계 별 고유 코드

Unique code by mechanism

②:관계 별 고유 명칭

Unique name by mechanism

③:관계도

Explode view

④Ref.No.:파트별 고유 식별 번호

Unique identification number by part

⑤Parts No.:고유 제품 코드

Unique Product code

Ex)

구분 Category	Code	비고 remarks
구 부품 Old part	01-030C-1230	
신 부품 New Part	AS-000000-00	조(組) 파트 Set parts
	GP-000000-00	기구적 파트 Instrumental parts
	EP-000000-00	전기적 파트 Electrical parts

⑥Note:공지사항 표기 및 메모

Refers to notice and memo

⑦품

명:파트의 고유 품명

Name of Part:Unique name of parts

⑧Q'ty :파트의 수량

The number of parts

⑨Assembly no.:조(組) 파트의 식별 번호

Unique identification number by set part

Warning

1. 조에 속한 파트는 개별 조립 시 제품의 파손 또는 재봉 불량 발생될 수 있어 해당 파트에 대한 주문 시에는 조 품목으로만 구입이 가능합니다.
2. 본 책자는 Parts Book으로 제작되었으므로 매뉴얼로 사용 불가합니다.
3. 사전 예고 없이 사양이 변경 될 수도 있습니다.

1. The parts classified as ass'y items may cause damage to the machine or bad sewing when they are separately assembled. Hence, when they are ordered, they can be purchased as ass'y items only.
2. This is a parts book. It cannot be used as a manual.
3. Parts are Subject to change in Design Without Prior Notice.

Note

- 썬스타 제품의 부품은 아래 인터넷주소로 접속하시어 신청할 수 있습니다.
<http://www.sunstarcs.com>
- 가입된 회원께서는 썬스타 포탈 사이트에 로그인후 필요한 부품을 신청할 수 있습니다.
- 부품관리-발주관리-발주등록 항목에서 부품번호와 신청수량을 입력하여 등록하시면 발주가 됩니다.
- 부품번호를 모르시는 경우 파츠북 조회를 클릭하시고 사용하는 기종을 검색하여 선택하시면 해당 기종의 파츠북을 조회할 수 있습니다.
- 파츠북은 관계별로 구분되어 있으며 관계를 알고 있다면 부품 찾기가 용이합니다.

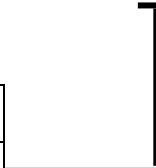
- You can make an order for the parts of Sunstar machine to connect internet address.
<http://www.sunstarcs.com>
- You can request for parts you want after login if you are a registered member.
- In parts Management - Order Management - Order Registration entry, you can place an order by entering the part number and quantity.
- If you don't know the parts number, click the parts book menu bar.
In a download list, you can read parts book by searching model you use.
- This parts book is classified by the mechanism, therefore you can find part easily.

MACHINE MODEL

KM-19 7 - 7

Needle	
5	1-Needle
6	2-Needle

Automatic
Thread Trimmer



CONTENTS

목 차

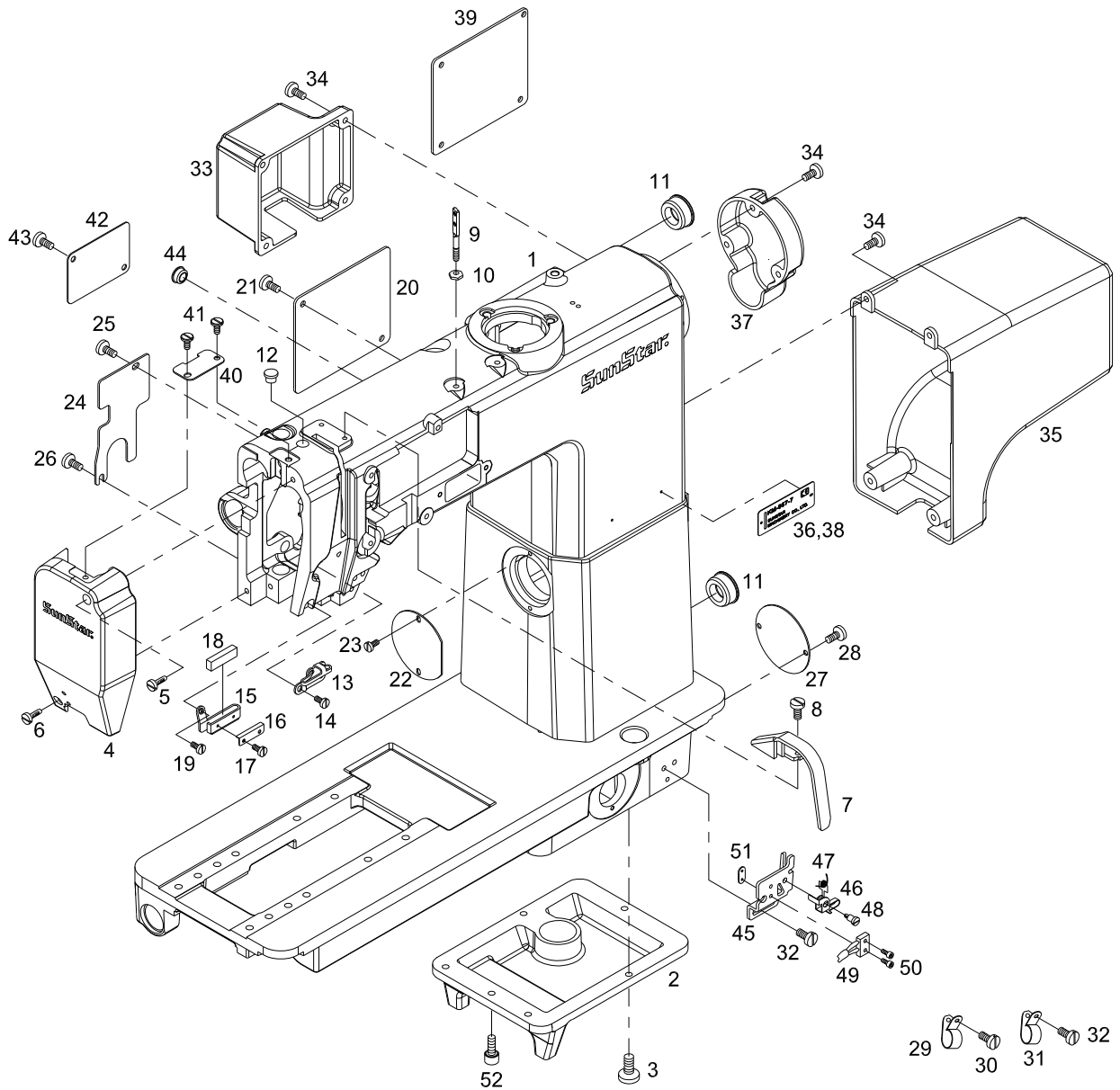
I. Machine Part 기구 파트

A	Machine Body Mechanism 외장 관계	6
B	Upper Shaft & Needle Bar & Thread Take-up Mechanism 상축, 바늘대, 실채기 관계	8
C	Bobbin Winder Mechanism 실감기 관계	10
D	Feed Mechanism 피이드 관계	12
E	Lower Shaft & Middle Shaft Mechanism 하축, 중간축 관계	14
F	Presser Bar Mechanism 누름대 관계	16
G1	Saddle & Hook Mechanism (KM-1957-7) 새들 및 훅 관계 (KM-1957-7)	20
G2	Saddle & Hook Mechanism (KM-1967-7) 새들 및 훅 관계 (KM-1967-7)	24
H	Thread Trimmer Mechanism 사절 관계	28
I1	Needle Bar Rocking Mechanism (KM-1957-7) 바늘대 요동 관계 (KM-1957-7)	32
I2	Needle Bar Rocking Mechanism (KM-1967-7) 바늘대 요동 관계 (KM-1967-7)	34
J1	Thread Tension Adjusting Mechanism (KM-1957-7) 실조절 장치 관계 (KM-1957-7)	36
J2	Thread Tension Adjusting Mechanism (KM-1967-7) 실조절 장치 관계 (KM-1967-7)	38
K	Function Switch Mechanism 기능 스위치 관계	40
L	Program Unit Mechanism 프로그램 유닛 관계	42
M	Air Control Mechanism 공압 관계	44
N	Accessories Mechanism 액세서리 관계	46
O	Roller Edge Guide Mechanism 롤러 엣지 가이드 관계	48
P	Gauge Parts 게이지 관계	50
	Index 인덱스	52

A

Machine Body Mechanism

외장 관계



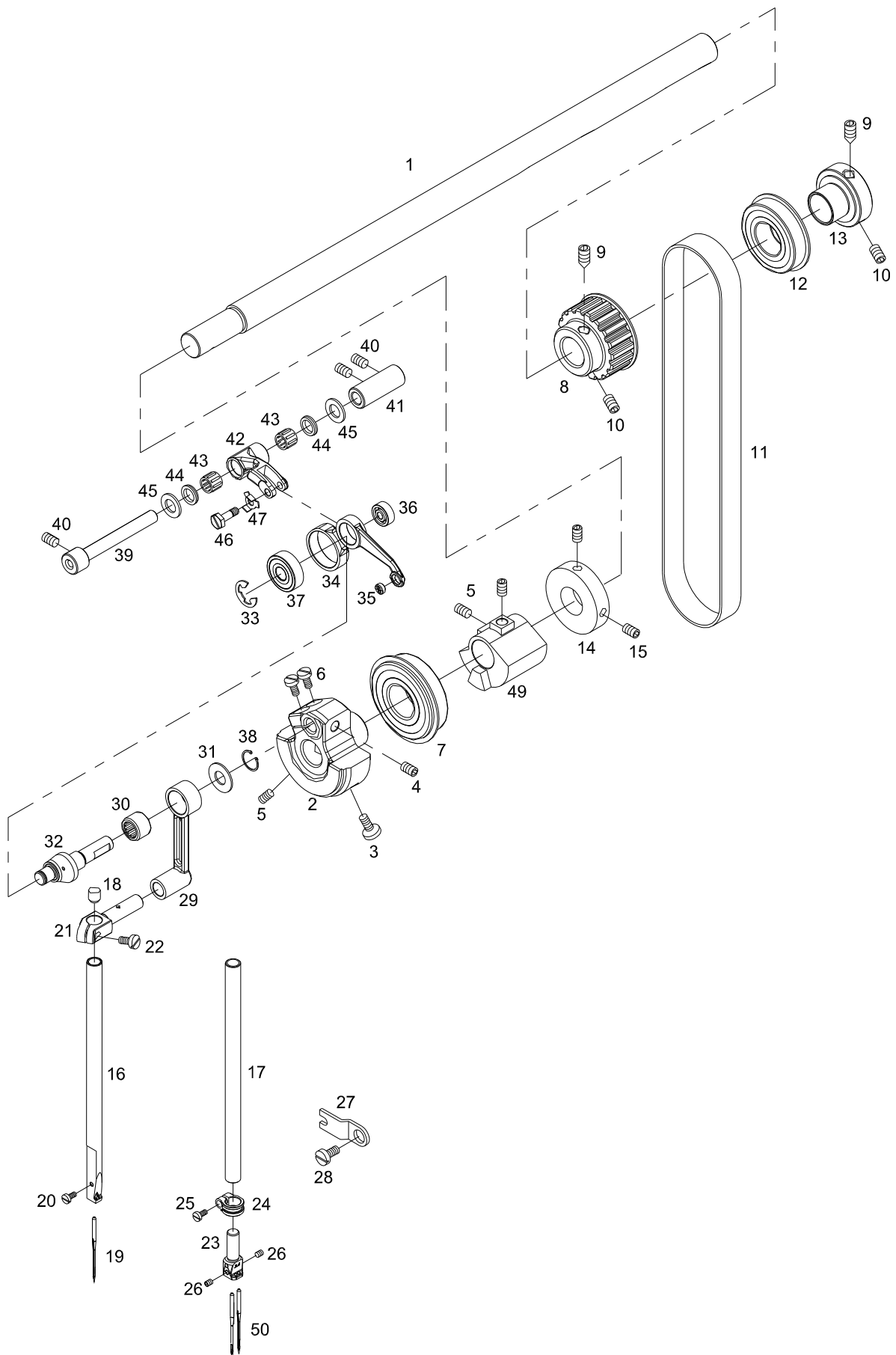


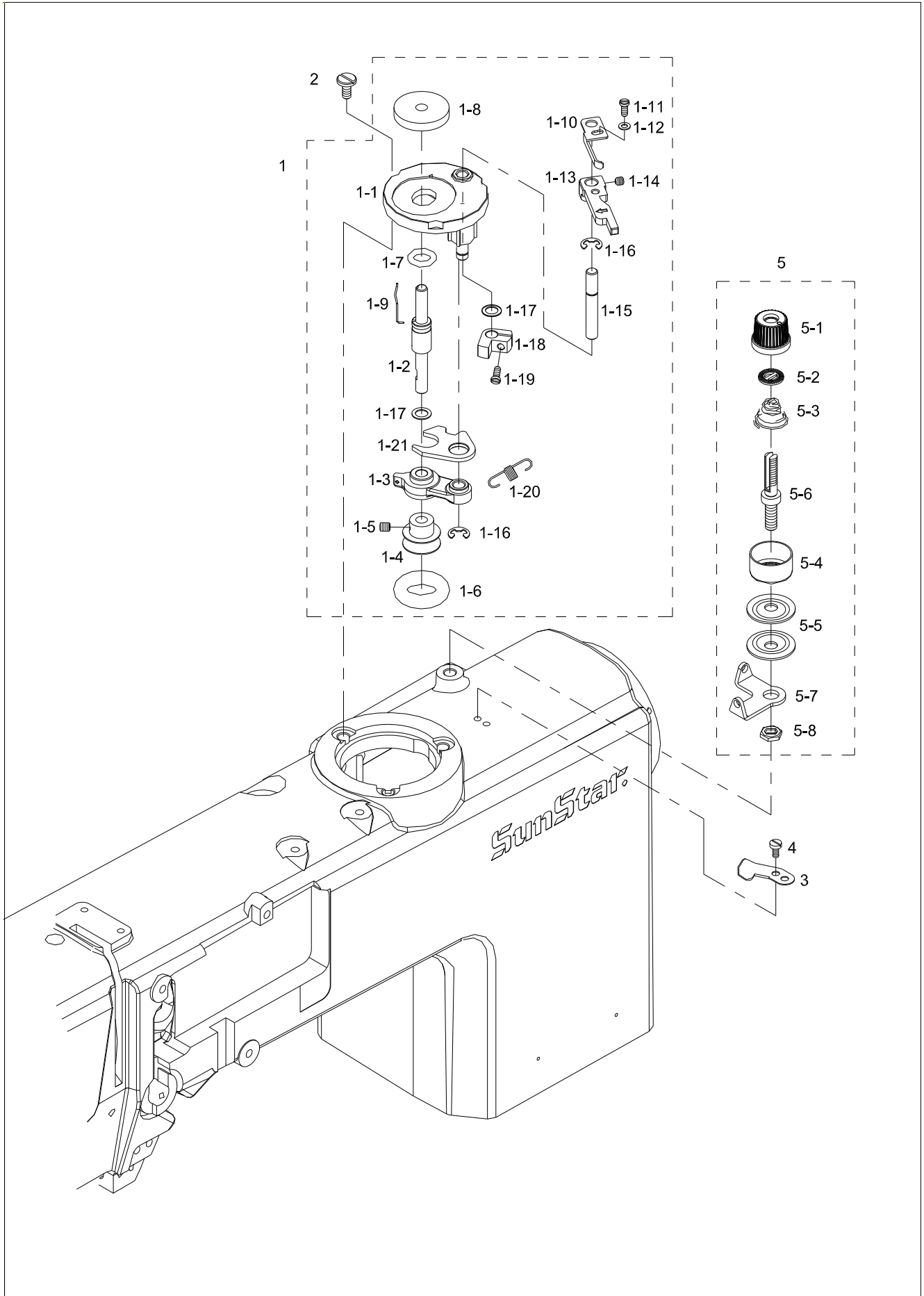
Ref. No.	Parts No.	Note	Name of Parts	품 명	Q'ty		Applied Period
					1957	1967	
A-1	AS-017733-02		Arm, Arm Base, Bed Ass'y	암, 암받침, Bed(조)	1	1	
A-2	GP-050788-02		Bed Support	Bed 받침	1	1	
A-3	SC-0307-4122		Screw (3/16" n=32)	홈볼이 납작 작은나사 (3/16" n=32)	5	5	
A-4	CMB-LA025901		Face Plate	면판	1	1	Apr.22.11
A-5	SC-A174-1230		Screw (11/64" n=40)	홈볼이 납작 작은나사 (11/64" n=40)	1	1	
A-6	15-053S-5607		Screw (11/64" n=40)	홈볼이 둥근납작 작은나사 (11/64" n=40)	1	1	
A-7	GP-013234-00		Thread Take-up Lever Cover	실채기 커버	1	1	
A-8	SC-0502-2302		Screw (9/64" n=40)	홈볼이 냄비 작은나사 (9/64" n=40)	2	2	
A-9	CMB-HK002000		Thread Guide Bar	실안내 봉	1	2	
A-10	DSN-AA000100		Nut (11/64" n=40)	육각 너트 (11/64" n=40)	1	2	
A-11	01-018M-9570		Rubber Cap	암 고무마개(大)	2	2	
A-12	01-007R-8130		Rubber Cap	고무마개	1	1	
A-13	01-023A-9570		Arm Thread Guide Plate(U)	암 실안내(上)	1	1	
A-14	SC-A174-1230		Screw (11/64" n=40)	홈볼이 납작 작은나사 (11/64" n=40)	1	1	
A-15	01-022A-7500		Arm Thread Guide Plate(L)	암 실안내(下)	1	1	
A-16	01-024A-7500		Felt For Upper Thread Supply	윗실 급유 헬트 잡이	1	1	
A-17	SC-0536-7500		Screw (3/32" n=56)	홈볼이 둥근납작 작은나사 (3/32" n=56)	2	2	
A-18	44-024M-7500		Felt	윗실 급유 헬트	1	1	
A-19	SC-0519-2302		Screw (9/64" n=40)	홈볼이 둥근접시 작은나사 (9/64" n=40)	1	1	
A-20	01-032A-9570		Rear Cover	뒷뚜껑	1	1	
A-21	SC-0523-1230		Screw (3/16" n=28)	홈볼이 납작 작은나사 (3/16" n=28)	2	2	
A-22	01-034A-9570		Bearing Cover	베어링 커버	1	1	
A-23	SC-A170-4124		Screw (9/64" n=40)	홈볼이 냄비 작은나사 (9/64" n=40)	2	2	
A-24	01-036A-9570		Presser Bar Lifter Plate Cover	누름대 올리기 운동판 커버	1	1	
A-25	SC-0523-1230		Screw (3/16" n=28)	홈볼이 납작 작은나사 (3/16" n=28)	1	1	
A-26	SC-0548-7400		Screw (3/16" n=32)	홈볼이 냄비 작은나사 (3/16" n=32)	1	1	
A-27	01-039R-9570		Bed Hole Cover	베드 구멍마개	1	1	
A-28	SC-A170-4124		Screw (9/64" n=40)	홈볼이 냄비 작은나사 (9/64" n=40)	2	2	
A-29	10-065A-9577		Cable Holder(3N)	케이블 홀더 (3N)	6	6	
A-30	SC-0365-3710		Screw (9/64" n=40)	홈볼이 냄비 작은나사 (9/64" n=40)	7	7	
A-31	01-011C-2350		Cable Holder(5N)	케이블 홀더 (5N)	5	5	
A-32	SC-0543-2302		Screw (11/64" n=40)	케이블 홀더 찰나사 (11/64" n=40)	5	5	
A-33	GP-050558-01		Rear Cover	후면커버	1	1	
A-34	SC-A174-1230		Screw (11/64" n=40)	커버 찰나사 (11/64" n=40)	11	11	
A-35	GP-050554-01		Motor Cover	모터 커버	1	1	
A-36	GP-050901-00		Model Mark	모델마크	1		
A-37	GP-051234-00		Upper Shaft Cover	상축 커버	1	1	
A-38	GP-051146-00		Model Mark	모델마크(KM-1967-7)		1	
A-39	GP-051001-00		Rear Cover	뒷커버		1	
A-40	GP-051416-00		Upper Cover	상커버	1	1	
A-41	DSC-BF002200		Screw (11/64" n=40)	상커버 고정나사 (11/64" n=40)	2	2	
A-42	GP-051268-01		Arm Cover	암 커버	1	1	
A-43	SC-0543-2302		Screw(11/64 n=40)	암 커버 찰나사	2	2	
A-44	DPK-CB000200		Rubber Cap	마개고무	1	1	
A-45	GP-051795-00		Safety Switch Bracket	안전 스위치 브라켓	1	1	
A-46	CMB-BJ003700		Safety Switch Plate	안전 스위치 판	1	1	
A-47	DSP-AC004300		Torsion Spring	비틀림 코일 스프링	1	1	
A-48	DSC-FA012000		Spring Hinge Screw	스프링 단나사	1	1	
A-49	EP-000531-00		Safety Switch	안전 스위치	1	1	Apr.22.11
A-50	PSC-AC015900		Screw (M2xP0.4)	안전 스위치 고정나사 (M2xP0.4)	2	2	
A-51	CMB-BJ003800		Safety Switch Sub Bracket	안전 스위치 보조 브라켓	1	1	
A-52	PSC-AC004100		Screw(M4xL8)	육각 구멍볼이 볼트	1	1	

B

Upper Shaft & Needle Bar & Thread Take-Up Mechanism

상축, 바늘대, 실채기 관계

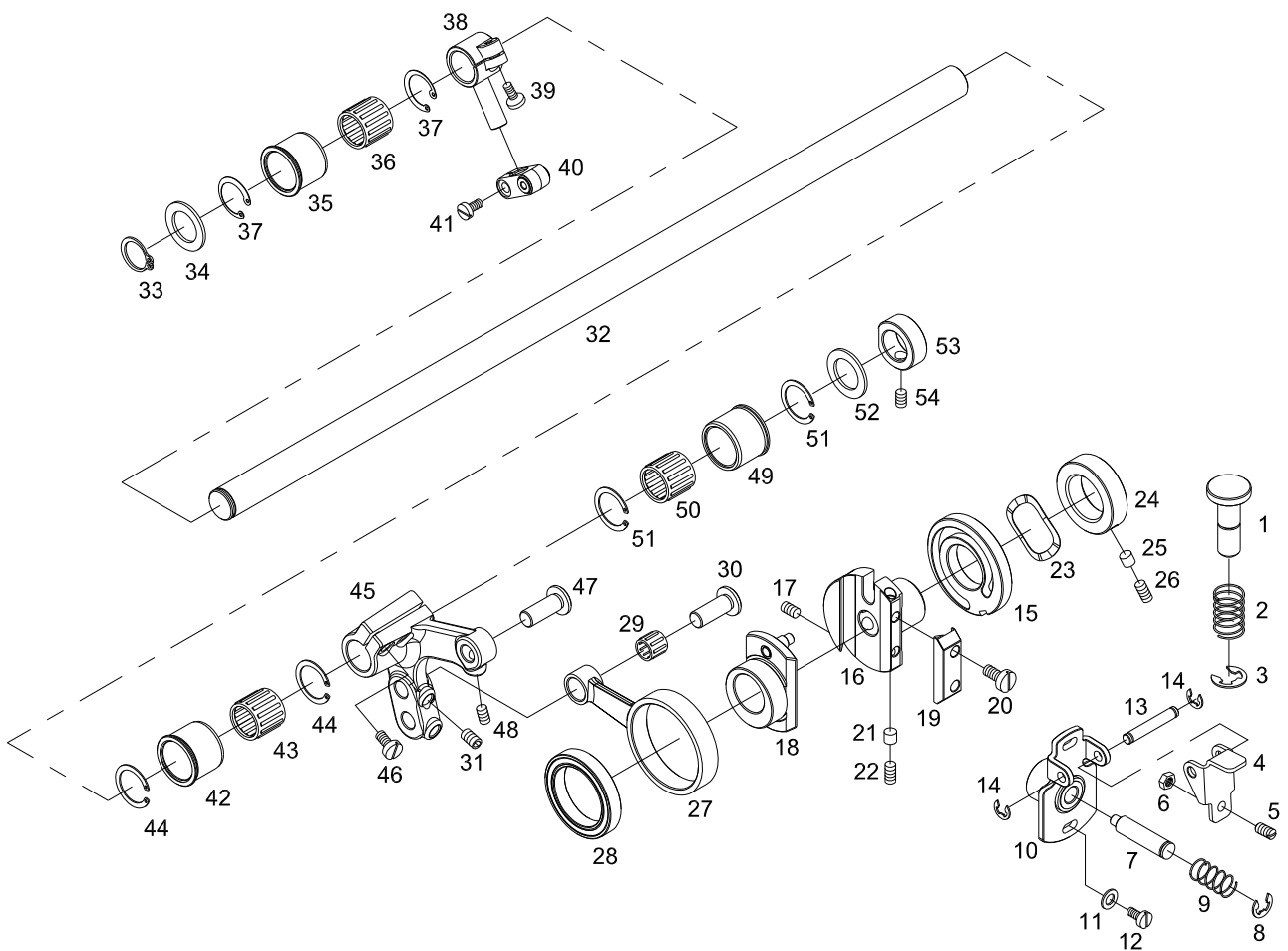


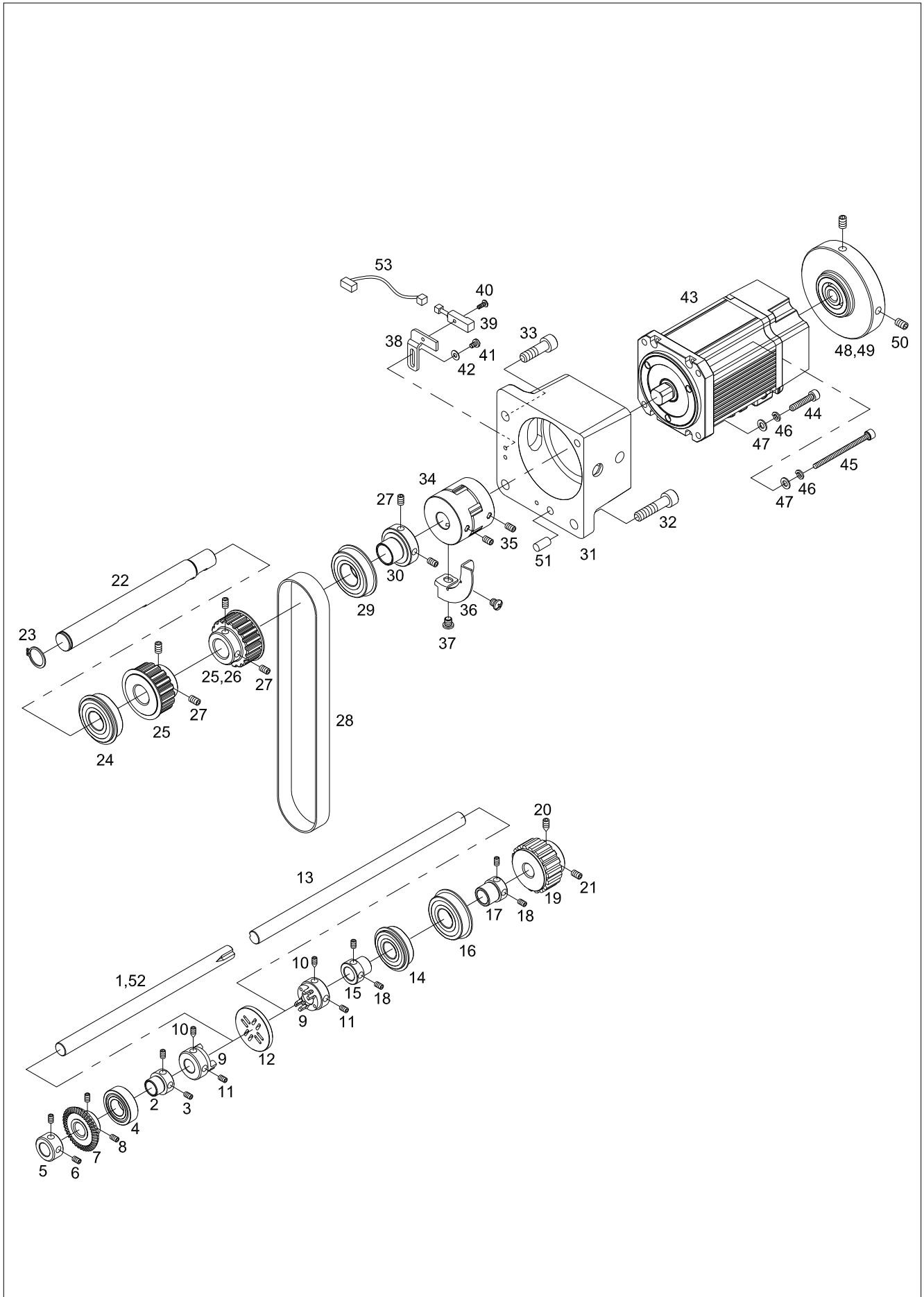


D

Feed Mechanism

피이드 관계





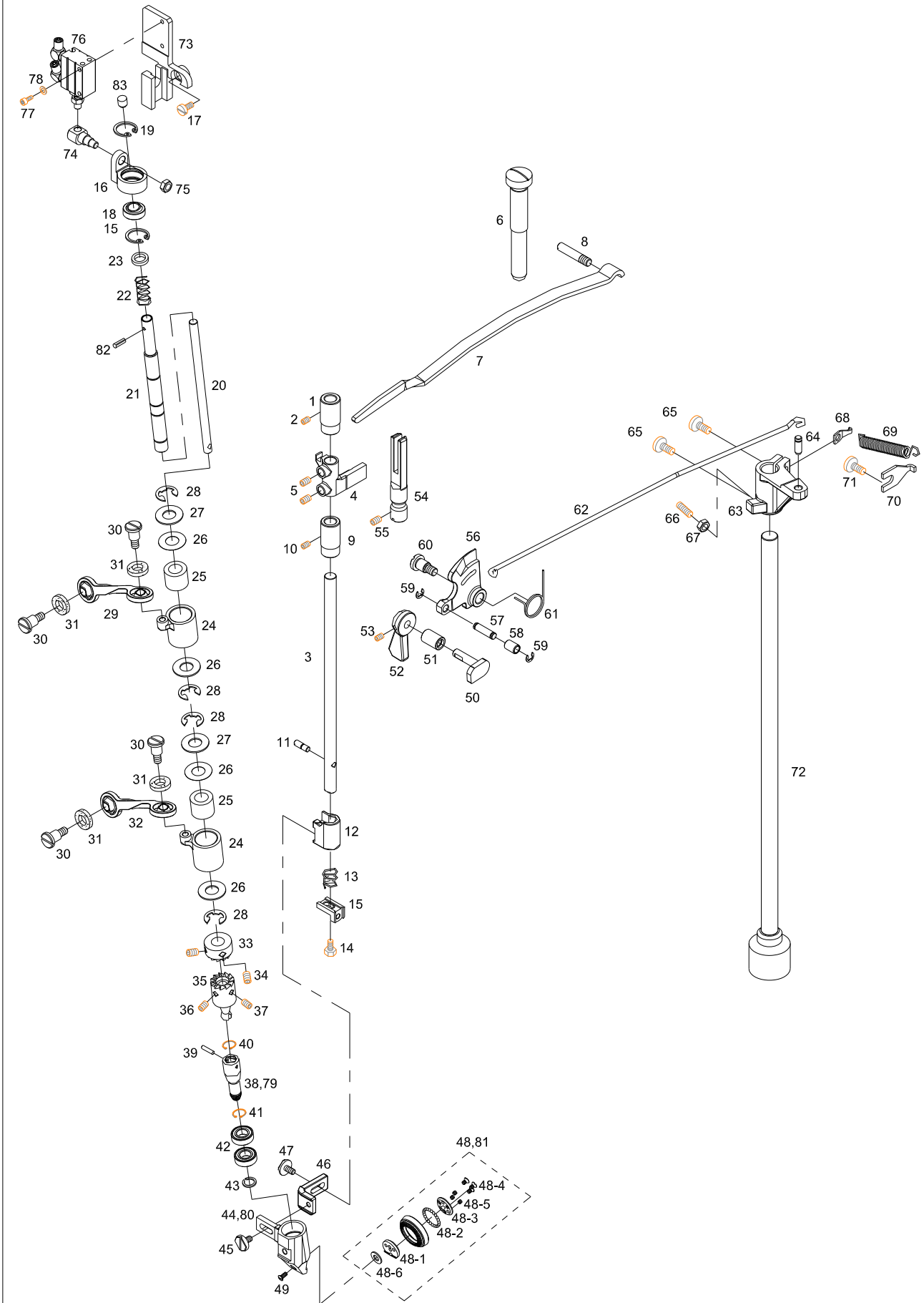


Ref. No.	Parts No.	Note	Name of Parts	품 명	Q'ty		Applied Period
					1957	1967	
E-1	GP-036034-00		Lower Shaft "A"	하축 A	1		
E-2	07-102A-9570		Lower Shaft "A" Bearing Bushing	하축 A 베어링 붓싱	1	1	
E-3	SC-0317-2700		Screw (15/64" n=28)	육각 구멍볼이 멈춤나사 (15/64" n=28)	2	2	
E-4	01-155A-7600		Lower Shaft "A" Bearing	하축 A 베어링 (6002ZZ)	1	1	
E-5	07-005A-9570		Lower Shaft Collar	하축 카라	1	1	
E-6	SC-0317-2700		Screw (15/64" n=28)	육각 구멍볼이 멈춤나사 (15/64" n=28)	2	2	
E-7	07-007A-9570		Lower Shaft Gear	하축 기어	1	2	
E-8	07-009S-9570		Screw (M6×P0.75)	기어 고정 나사 (M6×P0.75)	2	4	
E-9	07-012A-9570		Lower Shaft Claw Clutch Ass'y	하축 물림 클러치(조)	2	2	
E-10	SC-A117-4417		Screw (1/4" n=40)	육각 구멍볼이 멈춤나사 (1/4" n=40)	2	2	
E-11	SC-A308-4517		Screw (1/4" n=40)	육각 구멍볼이 멈춤나사 (1/4" n=40)	2	2	
E-12	GP-048927-00		Clutch Connecting Disc	클러치 연결판	1	1	
E-13	ST-000186-00		Lower Shaft "B"	하축 B	1	1	
E-14	07-019A-9570		Lower Shaft "B" Front Bearing	하축 B (전) 베어링 (6202ZZNR)	1	1	
E-15	07-221A-9570		Lower Shaft "B" Bearing Bushing	하축 B (전) 베어링 붓싱	1	1	
E-16	07-008A-7400		Lower Shaft "B" Rear Bearing	하축 B (후) 베어링 (6203)	1	1	
E-17	07-117A-9570		Lower Shaft "B" Rear Bearing Bushing	하축 B (후) 베어링 붓싱	1	1	
E-18	SC-0317-2700		Screw (15/64" n=28)	육각 구멍볼이 멈춤나사 (15/64" n=28)	4	4	
E-19	07-025A-9570		Timing Belt Pulley (Lower) Ass'y	타이밍 벨트 풀리 "下"(조)	1	1	
E-20	SC-A117-4417		Screw (1/4" n=40)	육각 구멍볼이 멈춤나사 (1/4" n=40)	1	1	
E-21	SC-A308-4517		Screw (1/4" n=40)	육각 구멍볼이 멈춤나사 (1/4" n=40)	1	1	
E-22	ST-000431-01		Middle Shaft	중간축	1	1	
E-23	13-002C-9570		Stop Ring (Ø17)	중간축 C형 멈춤링 (Ø17)	1	1	
E-24	07-008A-7400		Middle Shaft Front Bearing	중간축(전) 베어링 (6203)	1	1	
E-25	02-009A-9570		Timing Belt Pulley (Middle) Ass'y	타이밍 벨트 풀리(조)	2	2	
E-26	AS-017705-00		Timing Belt Pulley(Upper,S)-Ass'y	타이밍 벨트 풀리 (상,S)-(조)	1set	1set	
E-27	SC-A308-4517		Screw (1/4" n=40)	육각 구멍볼이 멈춤나사 (1/4" n=40)	6	6	
E-28	02-012A-9570		Timing Belt (Lower)	타이밍 벨트	1	1	
E-29	07-011A-5607		Middle Shaft Rear Bearing	중간축(후) 베어링 (6004ZZNR)	1	1	
E-30	02-115A-9570		Bushing	베어링 붓싱	1	1	
E-31	GP-050561-01		Main Motor Base	메인 모터 베이스	1	1	
E-32	14003SC-4113		Screw (M8×L25)	모터 베이스 칩나사 (M8×L25)	2	2	
E-33	14006SC-4113		Screw (M8×L15)	모터 베이스 칩나사 (M8×L15)	1	1	
E-34	DCR-AD000300		Coupling	커플링	1	1	
E-35	PSC-CB000100		Screw (M6×P1)	커플링 칩나사 (M6×P1)	6	6	
E-36	GP-051292-02		Sensor Slit	센서 감지판	1	1	
E-37	DSC-BA002400		Screw (M6×P1)	센서 감지판 칩나사 (M6×P1)	2	2	
E-38	GP-050564-02		Sensor Bracket For Upper Stop	상정지 센서 브라켓	1	1	
E-39	CA-003500-02		Sync. Sensor	상정지 센서	1	1	Feb.27.12
E-40	PSC-BA000100		Screw (M3×L10)	센서 칩나사 (M3×L10)	1	1	
E-41	SC-0365-3710		Screw (9/64" n=40)	브라켓 고정나사 (9/64" n=40)	2	2	
E-42	10-003W-8677		Washer	고정나사 와셔	2	2	
E-43	DMPB1-000001		Main Motor	메인 모터	1	1	
E-44	02-020S-120D		Screw (M5×L25)	모터 고정나사 (M5×L25)	3	3	
E-45	SC-001904-00		Screw (M5×L80)	모터 결합나사 (M5×L80)	1	1	
E-46	07-011W-1230		Spring Washer (Ø5)	스프링와셔 (Ø5)	4	4	
E-47	10-020W-2700		Washer (Ø5)	와셔 (Ø5)	4	4	
E-48	AS-017650-01		Pulley A'ssy	풀리(조)-KM-1957-7	1set		
E-49	AS-017880-00		Pulley A'ssy	풀리(조)-KM-1967-7		1set	
E-50	SC-0101-3710		Screw (15/64" n=28)	육각 구멍볼이 멈춤나사 (15/64" n=28)	2	2	
E-51	06-004P-2350		Pin (Ø7)	모터 베이스 결합핀 (Ø7)	1	1	
E-52	ST-000505-00		Lower Shaft "A"	하축 A		1	
E-53	CA-002735-00		Synchro Connect Cable	싱크로 연결 케이블	1	1	

F

Presser Bar Mechanism

누름대 관계



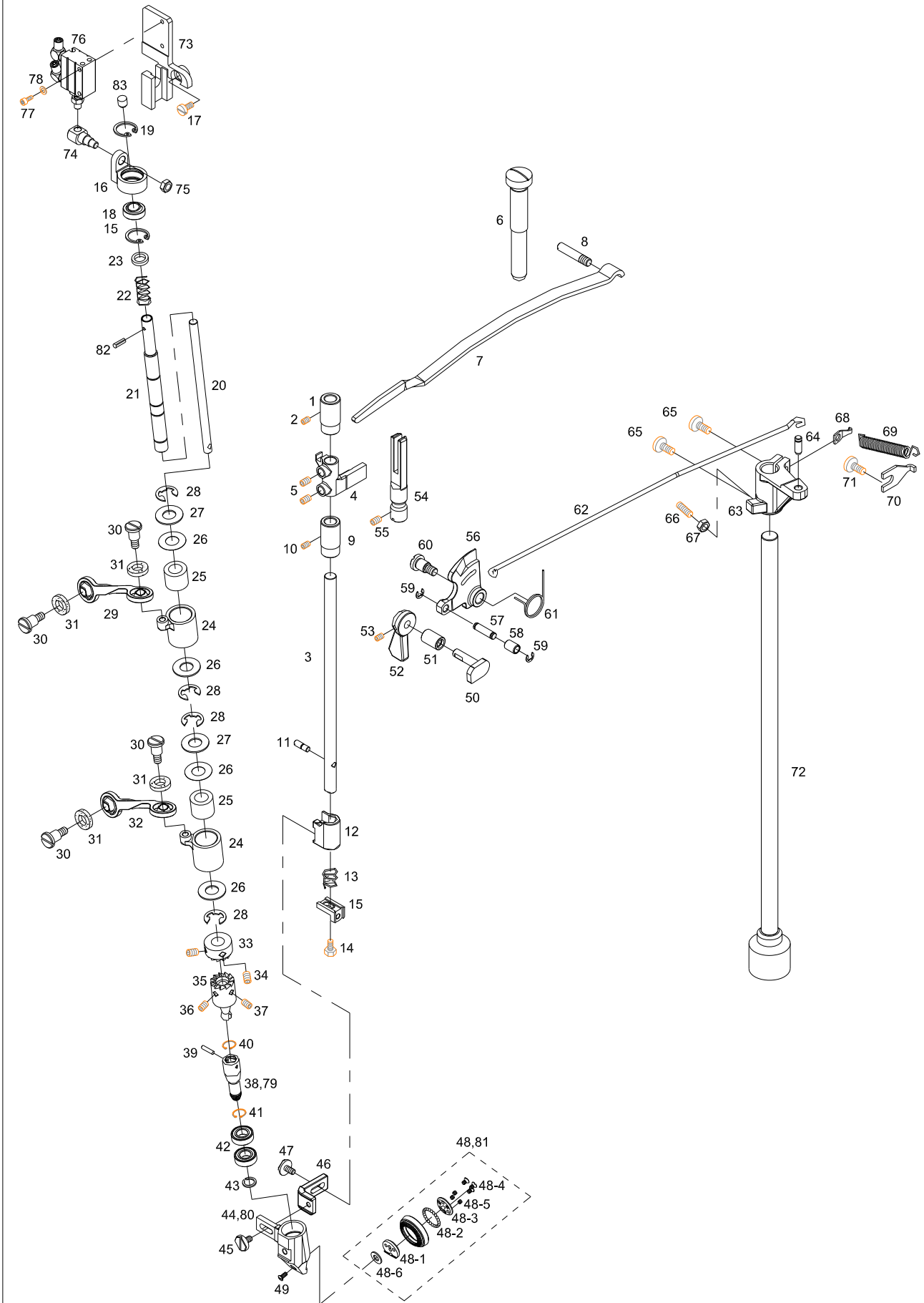


Ref. No.	Parts No.	Note	Name of Parts	품 명	Q'ty		Applied Period
					1957	1967	
F-1	05-101A-9570		Presser Bar Upper Bushing	누름대 상붓싱	1	1	
F-2	SC-0352-7400		Screw (3/16" n=28)	홈볼이 멈춤나사 (3/16" n=28)	1	1	
F-3	05-103A-9570		Presser Bar	누름대	1	1	
F-4	05-105A-9570		Presser Bar Bracket	누름대 브라켓	1	1	
F-5	SC-0317-2700		Screw (15/64" n=28)	육각 구멍볼이 멈춤나사 (15/64" n=28)	2	2	
F-6	05-007S-9570		Screw (1/2" n=28)	압력조절나사 (1/2" n=28)	1	1	
F-7	GP-051844-00		Pressure Adjust plate spring	압력조절 판 스프링	1	1	Jan.12.11
	05-008S-9570		Pressure Adjust plate spring	압력조절 판 스프링	1	1	
F-8	05-009S-9570		Pivot Screw (M6×P1.0)	압력조절 판 스프링 지지 나사 (M6×P1.0)	1	1	
F-9	05-110A-9570		Presser Bar Lower Bushing	누름대 하붓싱	1	1	
F-10	SC-0352-7400		Screw (3/16" n=28)	홈볼이 멈춤나사 (3/16" n=28)	1	1	
F-11	SC-001847-00		Screw (M4×P0.7)	누름대 스토퍼 핀 나사 (M4×P0.7)	1	1	
F-12	05-013A-9570		Body for Roller Ass'y	로울러 (組) 고정몸체	1	1	
F-13	DSP-AA013700		Spring	니이들 가드 브라켓 고정스프링	1	1	Apr.22.11
F-14	SC-0180-3800		Screw (11/64" n=40)	육각 볼트 (11/64" n=40)	1	1	
F-15	05-016A-9570		Needle Guard Bracket	니이들 가드 브라켓	1	1	
F-16	GP-050617-01		Roller Shaft Hinge Body	롤러 힌지 축 몸체	1	1	
F-17	SC-0183-2700		Screw (15/64" n=28)	홈볼이 납작 작은나사 (15/64" n=28)	1	1	
F-18	05-021A-9570		Bearing	로울러축 힌지 베어링 (GE 8D0)	1	1	
F-19	05-022C-9570		Stop Ring (Ø16)	로울러축 힌지 베어링 멈춤C링 (Ø16)	2	2	
F-20	ST-000437-01		Roller Shaft A	롤러 축 A	1	1	
F-21	ST-000436-02		Roller Shaft B	롤러 축 B	1	1	
F-22	DSP-AA018000		Roller Shaft Spring	롤러 축 스프링	1	1	Apr.22.11
F-23	WS-000629-00		Roller Shaft Washer	롤러 축 와셔	1	1	
F-24	05-024A-9570		Upper Bushing	로울러축 상붓싱	2	2	
F-25	05-025A-9570		Clutch Bearing	로울러축 상붓싱 클러치	2	2	
F-26	05-026W-9570		WasherA	로울러축 상붓싱 와셔A	4	4	
F-27	05-027W-9570		WasherB	로울러축 상붓싱 와셔B	2	2	
F-28	40-002C-2350		E-Ring (Ø8)	실닛추기 안내 붓싱 E링 (Ø8)	4	4	
F-29	07-041A-9570		Connecting Rod	기어 구동축 전붓싱 연결로드	1	1	
F-30	SC-A477-4128		Pivot Screw (M4×P0.7)	상붓싱 연결로드 단나사 (M4×P0.7)	4	4	
F-31	44-001R-9570		Felt	로울러축 연결로드 헬트	4	4	
F-32	05-029A-9570		Connecting Rod	로울러축 상붓싱 연결 로드	1		
F-33	05-072A-967B		Roller Shaft Clutch (U)	로울러축 클러치 (상)	1	1	
F-34	SC-0351-1600		Screw (3/16" n=32)	로울러축 클러치 (상) 고정나사 (3/16" n=32)	2	2	
F-35	05-074A-967B		Roller Shaft Clutch (L)	로울러축 클러치 (하)	1	1	
F-36	SC-0103-5607		Screw A (11/64" n=40)	로울러축 클러치 (하) 고정나사 'A'	1	1	
F-37	SC-0104-5607		Screw B (11/64" n=40)	로울러축 클러치 (하) 고정나사 'B'	1	1	
F-38	05-039A-9570		Holder (Ø26)	로울러축 홀더 (Ø26)	1	1	
F-39	05-039P-9570		Fixed Pin	로울러축 고정핀	1	1	
F-40	05-040C-9570		Snap Ring (Ø8)	로울러축 스냅링 (Ø8)	1	1	
F-41	05-041C-9570		Snap Ring (Ø8)	로울러축 홀더 스냅링 (Ø8)	1	1	
F-42	05-042A-9570		Bearing	로울러축 홀더 베어링	2	2	
F-43	05-022C-9570		Stop C-Ring	로울러축 힌지 베어링 멈춤 C링	1	1	
F-44	GP-010181-01		Roller Foot Ass'y Bracket (Ø26)	로울러 노루발 (組) 브라켓 (Ø26)	1	1	
F-45	05-045S-9570		Screw (M4×P0.7)	브라켓 침나사 (M4×P0.7)	1	1	
F-46	GP-010476-00		Guide	로울러 노루발 (組) 브라켓 안내	1	1	
F-47	05-045S-9570		Screw (M4×P0.7)	브라켓 침나사 (M4×P0.7)	1	1	
F-48	05-480A-9570		Roller (Ø26)	로울러 노루발 (Ø26)	1	1	
F-48-1	05-482A-9570		Guide Plate	로울러 운동볼 안내판	1	1	
F-48-2	05-483A-9570		Roller Driving Ball	로울러 운동볼	23	23	
F-48-3	05-484A-9570		Positioning plate	로울러 운동볼 고정판	1	1	
F-48-4	05-485S-9570		Screw (M2.5×P0.45)	로울러 운동볼 고정나사 (M2.5×P0.45)	3	3	
F-48-5	05-486S-9570		Screw (M2.5×P0.45)	로울러 운동볼 고정나사 (M2.5×P0.45)	3	3	
F-48-6	05-049W-9570		Washer	로울러 노루발 와셔	2	2	
F-49	05-050S-9570		Screw (M2.5×P0.45)	로울러 노루발(조) 고정나사 (M2.5×P0.45)	1	1	
F-50	43-001A-9570		Presser Bar Lifter Crank	누름대 올리기 크랭크	1	1	

F

Presser Bar Mechanism

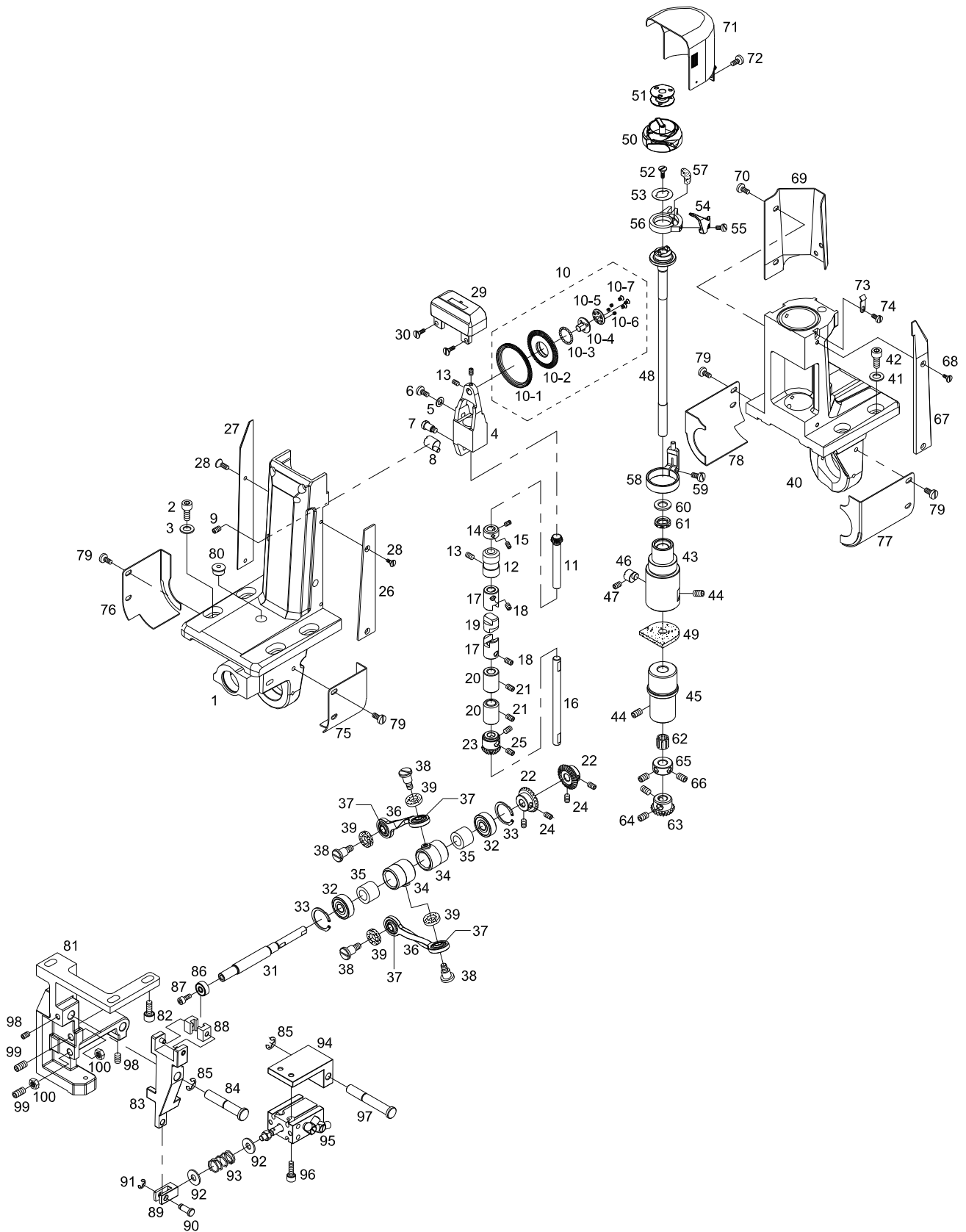
누름대 관계



G1

Saddle & Hook Mechanism (KM-1957-7)

새들 및 훅 관계 (KM-1957-7)



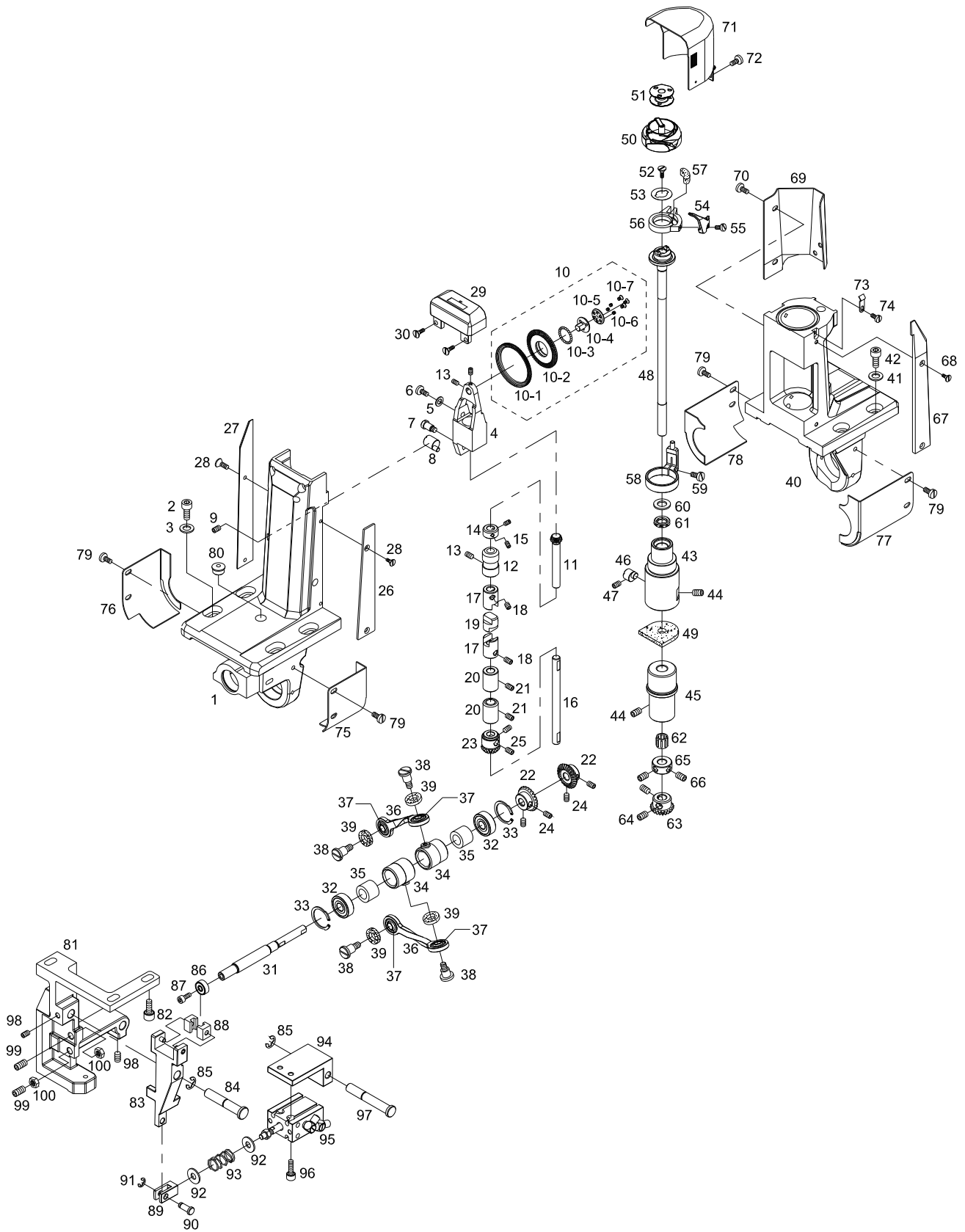


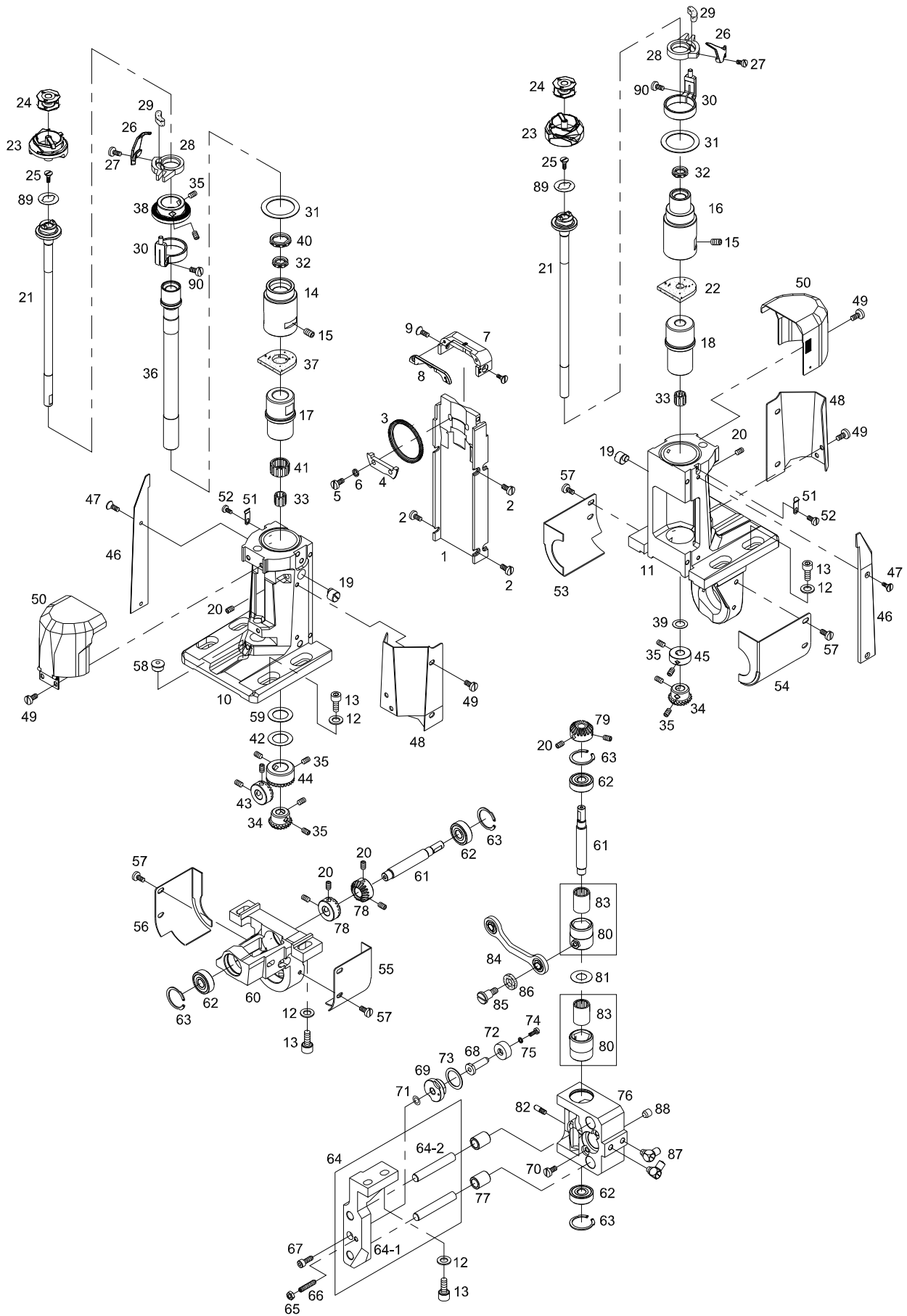
Ref. No.	Parts No.	Note	Name of Parts	품 명	Q'ty		Applied Period
					1957	1967	
G1-1	GP-052668-00		Body for Wheel Feed Driving	톱니 구동 몸체	1		Apr.22.11
	GP-013219-05		Body for Wheel Feed Driving	톱니 구동 몸체	1		
G1-2	SC-0108-2350		Screw (M6×P1.0)	육각 구멍볼이 볼트 (M6×P1.0)	4		
G1-3	01-020W-2350		Washer	포크 칩나사 와셔	4		
G1-4	GP-014995-00		Wheel Feed Holder	톱니 홀더	1		
G1-5	07-011W-1230		Washer	가마잡이 와셔	2		
G1-6	09-016S-9570		Screw for G-4	톱니 홀더 고정 볼트	2		
G1-7	09-017S-9570		Pivot Screw (M6×P1.0)	톱니 홀더 핀 나사	1		
G1-8	09-018P-9570		Adjusting Pin for G-4	톱니 홀더 조정핀	1		
G1-9	SC-0105-7500		Screw (M4×P0.7)	육각 구멍볼이 멈춤나사 (M4×P0.7)	1		
G1-10	05-0002-9570		Wheel Feed Ass'y	톱니 (조)	1set		
G1-10-1	09-201A-9570		Wheel Feed	톱니	1		
G1-10-2	09-202A-9570		Wheel Feed Moving Gear	톱니 운동 기어	1		
G1-10-3	05-483A-9570		Ball for G-10-1	로울러 운동볼	23		
G1-10-4	09-022A-9570		Guide for G-10-3	톱니 운동볼 안내	1		
G1-10-5	05-484A-9570		Positioning Plate for G-10-3	로울러 운동볼 고정판	1		
G1-10-6	05-485S-9570		Screw (M2.5×P0.45)	로울러 운동볼 고정나사 (M2.5×P0.45)	3		
G1-10-7	05-486S-9570		Screw (M2.5×P0.45)	로울러 운동볼 고정나사 (M2.5×P0.45)	3		
G1-11	09-027A-9570		Feed Gear	피이드 기어	1		
G1-12	BS-000086-00		Feed Gear Bushing	피이드 기어 붓싱	1		
G1-13	SC-0105-7500		Screw (M4×P0.7)	육각 구멍볼이 멈춤나사 (M4×P0.7)	3		
G1-14	09-130A-9570		Collar for G-11	피이드 기어 카라	1		
G1-15	SC-0105-7500		Screw (M4×P0.7)	육각 구멍볼이 멈춤나사 (M4×P0.7)	2		
G1-16	09-132A-9570		Feed Gear Shaft	피이드 기어 축	1		
G1-17	09-033A-9570		Feed Gear Shaft Claw Clutch	피이드 기어 축 물림 클러치	2		
G1-18	SC-0164-2700		Screw (M5×P0.8)	육각 구멍볼이 멈춤나사 (M5×P0.8)	4		
G1-19	09-035A-9570		Claw Clutch Stud	물림 클러치 연결축	1		
G1-20	09-136A-9570		Bushing (U) for G-16	피이드 기어 축 상붓싱	2		
G1-21	SC-0317-2700		Screw (15/64" n=28)	육각 구멍볼이 멈춤나사 (15/64" n=28)	2		
G1-22	DGR-AC001400		Wheel Feed Driving Gear (A)	톱니 구동 기어 (A)	2		Apr.22.11
G1-23	DGR-AC001500		Wheel Feed Driving Gear (B)	톱니 구동 기어 (B)	1		Apr.22.11
G1-24	SC-0164-2700		Screw (M5×P0.8)	기어 고정 나사 (M5×P0.8)	4		
G1-25	07-009S-9570		Screw (M6×P0.75)	기어 고정 나사 (M6×P0.75)	2		
G1-26	09-044A-9570		Cover (F) for G-1	톱니 구동 몸체 커버 (전)	1		
G1-27	09-045A-9570		Cover (R) for G-1	톱니 구동 몸체 커버 (후)	1		
G1-28	SC-0517-8670		Screw (1/8" n=44)	홈볼이 접시 작은나사 (1/8" n=44)	4		
G1-29	GP-048865-02		Needle Plate - Trimming	침판 - 사절용	1		
G1-30	SC-0302-8620		Screw (11/64" n=40)	접시머리 보울트 (11/64" n=40)	2		
G1-31	CHB-KF000500		Gear Driving Shaft	기어 구동 축	1		Apr.22.11
G1-32	01A142S-811H		Shaft Bearing	기어 구동 축 베어링 (608Z)	2		
G1-33	07-033C-9570		Stop Ring (Ø22)	C-형 멈춤링 (Ø22)	2		
G1-34	07-135A-9570		Front Bushing	기어 구동 축 전붓싱	2		
G1-35	05-025A-9570		Clutch Bearing	로울러 축 상붓싱 클러치	2		
G1-36	07-041A-9570		Connecting Rod	기어 구동 축 전붓싱 연결로드	2		
G1-37	05-030A-9570		Connecting Rod Bearing	상붓싱 연결로드 베어링 (GE6E)	4		
G1-38	SC-A477-4128		Pivot Screw	상붓싱 연결로드 단나사	4		
G1-39	44-001R-9570		Felt	로울러 축 연결로드 헬트	4		
G1-40	GP-013221-02		Saddle (R)-Trimming	혹 받침 (右) - 사절용	1		Mar.07.12
G1-41	01-020W-2350		Washer	포크 칩나사 와셔	4		
G1-42	SC-0108-2350		Screw (M6×P1.0)	육각구멍볼이 볼트 (M6×P1.0)	4		
G1-43	GP-013214-02		Bushing (U) for G-58	혹 축 상붓싱	1		
G1-44	SC-0317-2700		Screw (15/64" n=28)	육각구멍볼이 멈춤나사 (15/64" n=28)	2		
G1-45	GP-025255-00		Bushing (L) for G-58	혹 축 하붓싱	1		
G1-46	09-065A-9570		Adjusting Pin For G-51	혹 축 상붓싱 조정핀	1		
G1-47	SC-0164-2700		Screw (M5×P0.8)	육각 구멍볼이 멈춤나사 (M5×P0.8)	1		
G1-48	GP-013217-03		Hook Shaft	혹 축	1		
G1-49	44-009R-9570		Felt	혹 축 헬트	1		

G1

Saddle & Hook Mechanism (KM-1957-7)

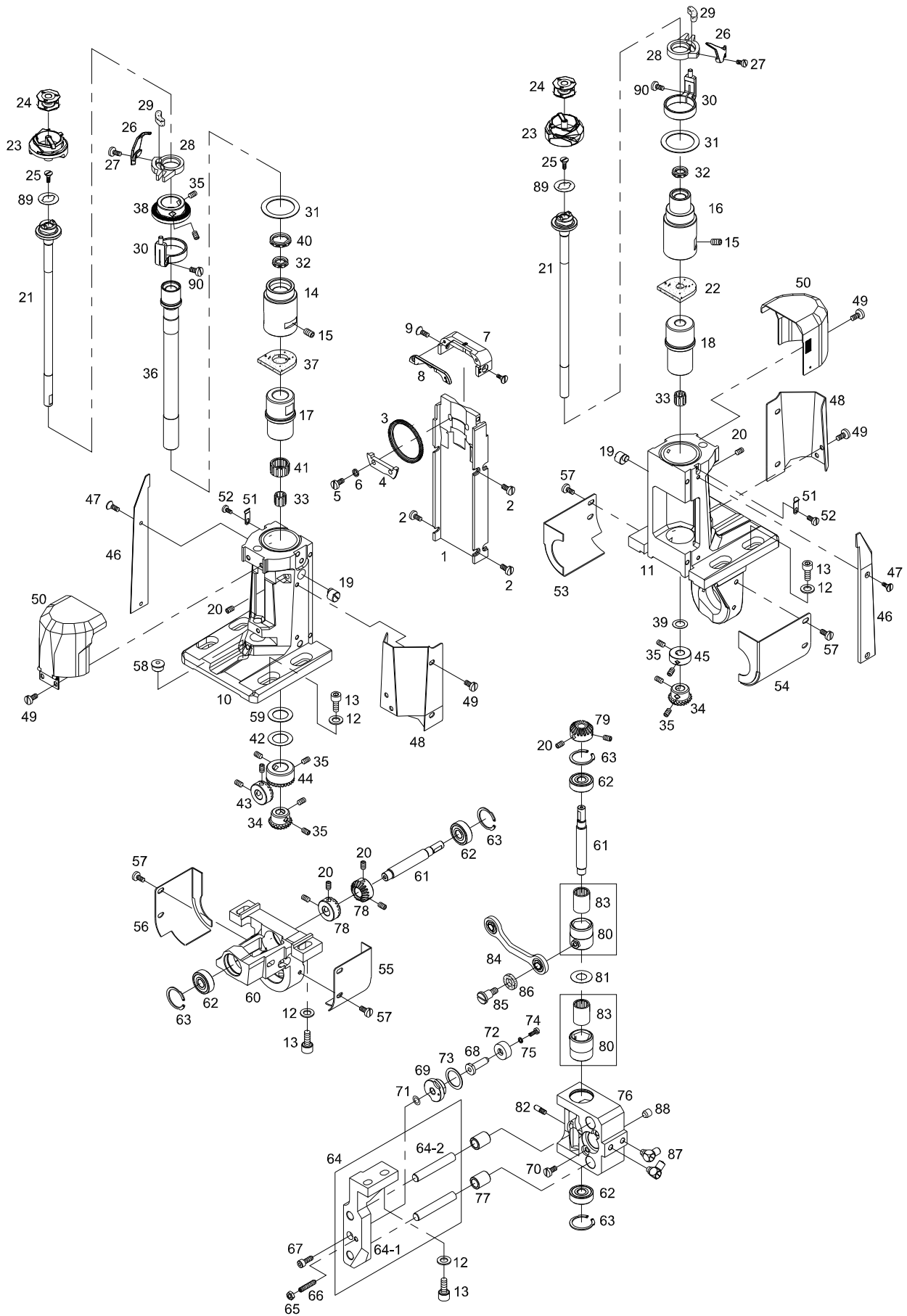
새들 및 훅 관계 (KM-1957-7)







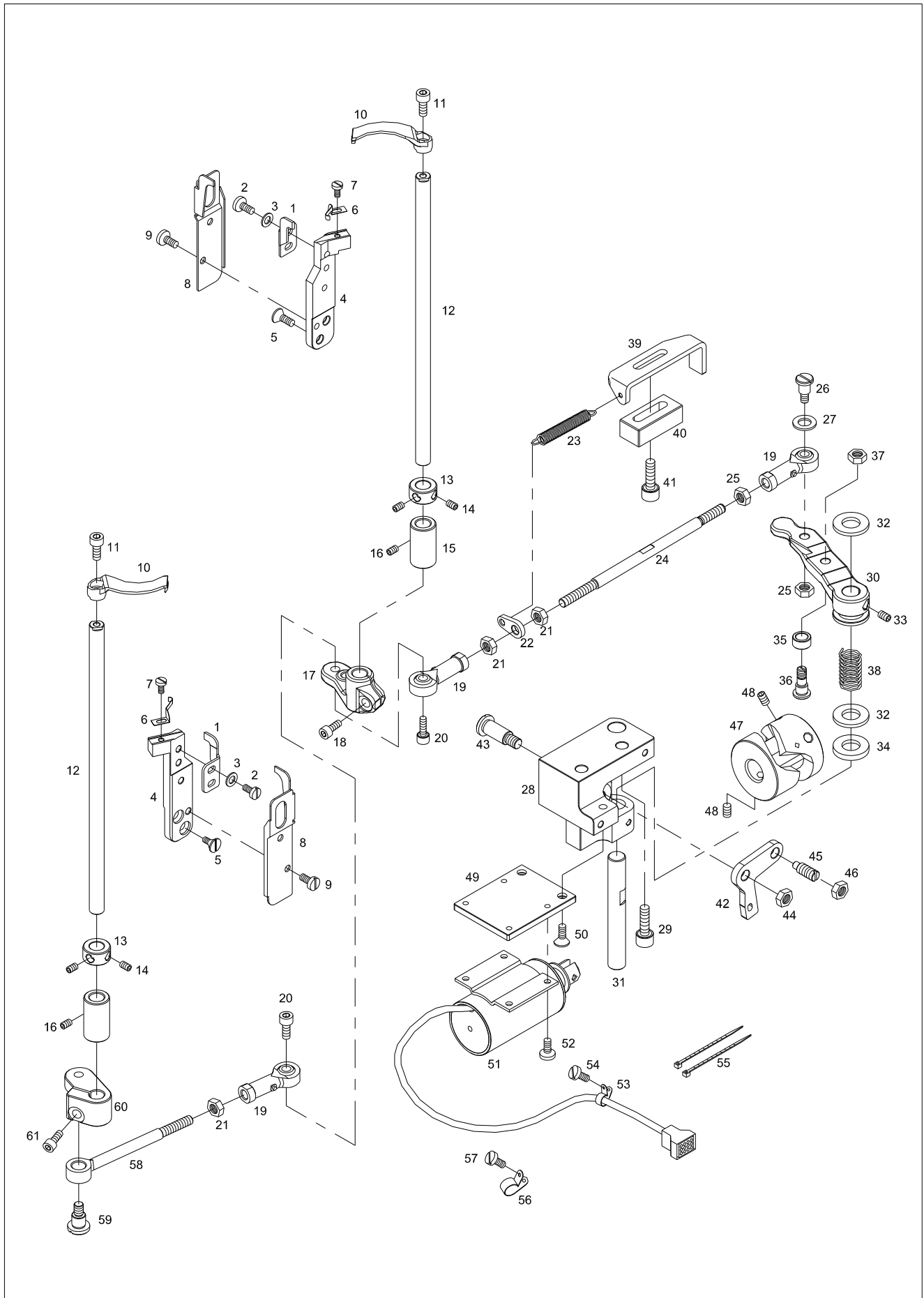
Ref. No.	Parts No.	Note	Name of Parts	품 명	Q'ty		Applied Period
					1957	1967	
G2-1	09-001A-9670		Post	포스트 (2.4mm)		1	
G2-2	SC-0175-1230		Screw (11/64"n=40)	홈볼이 납작 작은나사(11/64"n=40)		8	
G2-3	09-003A-967B		Wheel Feed	휠 톱니		1	
G2-4	09-004A-967B		Wheel Feed Positioning Plate	휠 톱니 고정판		1	
G2-5	09-005S-967B		Screw (M3.5xP0.6)	휠 톱니 고정판 짐나사 (M3.5xP0.6)		2	
G2-6	10-020W-2700		Spring Washer For G-5	스토퍼 짐와셔		2	
G2-7	GP-010485-01		Needle Plate(2.4mm)-Trimming	바늘판(표준:2.4mm)-사절		1	
G2-8	GP-010487-01		Auxiliary Needle Plate (Standard : 2.4mm)	보조 바늘판(표준:2.4mm)		1	
G2-9	SC-0302-8260		Screw (M4×P0.7)	접시머리 보울트 (M4×P0.7)		2	
G2-10	GP-011997-04		Saddle (L)-Trimming	흑 받침(左) -사절		1	
G2-11	GP-012000-04		Saddle (R)-Trimming	흑 받침(右) -사절		1	
G2-12	PWS-CA000500		Washer (Ø6)	포크 짐나사 와셔		12	
G2-13	PSC-AC000600		Screw (M6×1.0)	육각 구멍볼이 볼트 (M6×1.0)		12	
G2-14	GP-013215-04		Bushing (U)	톱니 구동축 상붓싱		1	
G2-15	DSC-CB000500		Screw (15/64"n=28)	육각 구멍볼이 멈춤나사(15/64"n=28)		6	
G2-16	GP-013214-02		Bushing (U)	흑 축 상붓싱		1	
G2-17	GP-013229-00		Bushing (L)	톱니 구동축 하붓싱		1	
G2-18	GP-025255-00		Bushing (L)	흑 축 하붓싱 (C)		1	
G2-19	09-065A-9570		Adjusting Pin	흑 축 상붓싱 조정핀		2	
G2-20	DSC-CB000700		Screw (M5×0.8)	육각 구멍볼이 멈춤나사(M5×0.8)		8	
G2-21	GP-015081-01		Hook Shaft (Eccentric Cam)	흑 축 (편심캠) (일체형) (C)		2	
G2-22	44-009R-9570		Felt	흑 축 헬트		2	
G2-23	09-031A-8577		Hook-Trimming	가마		2	
G2-24	07-160A-7500		Bobbin	보빈(표준) (C)		2	
G2-25	SC-000398-00		Screw (M5×0.8)	접시머리 볼트 (M5×0.8)		2	
G2-26	09-140A-8670		Opener for Bobbin Case	보빈 케이스 오프너		2	
G2-27	SC-A131-1230		Screw (1/8"n=44)	홈볼이 납작 작은나사(1/8"n=44)		4	
G2-28	09-142A-8677		Opener Holder	오프너 홀더(사절) (C)		2	
G2-29	44-030M-8670		Opener Holder Felt	오프너 잡이 헬트		2	
G2-30	09-079A-9570		Opener Stopper	오프너 위치 스토퍼 (C)		2	
G2-31	09-181W-9570		Washer (Ø26.2×t0.8)	상붓싱 와셔		2	
G2-32	09-082A-9570		Hook Shaft Bearing	흑 축 베어링(KI15)		2	
G2-33	07S007S-306H		Needle Cage	니이들 케이지(KT81110)		4	
G2-34	09-084A-9570		Hook Shaft Gear	흑 축 기어 37183		2	
G2-35	07-009S-9570		Screw (M6×0.75)	기어 고정 나사		10	
G2-36	GP-013216-02		Wheel Feed Driving Shaft	톱니 구동축 (C)		1	
G2-37	44-010R-9670		Felt	톱니 구동축 헬트		1	
G2-38	09-087A-9670		Wheel Feed Driving Gear	휠 톱니 구동 기어		1	
G2-39	09-089W-9670		Washer	흑 축 기어와셔		5	
G2-40	09-090A-9670		Bearing	톱니 구동축 베어링(KI20)		1	
G2-41	09-091A-9670		Needle Cage	니이들 케이지(14×18×10)		1	
G2-42	09-092W-9670		Washer	톱니 구동 기어(B) 와셔		5	
G2-43	09-093A-9670		Wheel Feed Driving Gear(A)	톱니 구동 기어(A) 37549		1	
G2-44	GR-000033-00		Wheel Feed Driving Gear(B)	톱니 구동 기어(B) 37548		1	
G2-45	GP-046519-00		Collar	흑 축 하붓싱 카라		1	
G2-46	09-099A-9570		Saddle Cover(A)	흑 받침 커버(A)		2	
G2-47	SC-0517-8670		Screw (1/8"n=44)	홈볼이 접시 작은나사(1/8"n=44)		4	
G2-48	09-046C-8577		Saddle Cover (B)	흑 받침 커버(B)		2	
G2-49	SC-A170-8670		Screw (9/64"n=40)	홈볼이 바인딩 작은나사(9/64"n=40)		10	
G2-50	AS-017848-00		Hook Cover-Trimming	흑 커버(組) - 사절		2Set	
G2-51	09-049S-8670		Hook Cover Stopper	흑 커버 스토퍼		2	
G2-52	SC-0549-2302		Screw (1/8"n=44)	홈볼이 둥근납작 작은나사(1/8"n=44)		2	
G2-53	09-112A-9670		Gear Cover "A"(Left Upper)	기어커버"A"(左上)		1	
G2-54	09-113A-9670		Gear Cover "B"(Left Lower)	기어커버"B"(左下)		1	
G2-55	09-116A-9570		Gear Cover "E"(Right, Upper)	기어커버"E"(右上)		1	
G2-56	09-117A-9570		Gear Cover "F"(Right, Lower)	기어커버"F"(右下)		1	
G2-57	SC-0365-3710		Screw (9/64"n=40)	홈볼이 냄비 작은나사(9/64"n=40)		8	





Thread Trimmer Mechanism

사절 관계



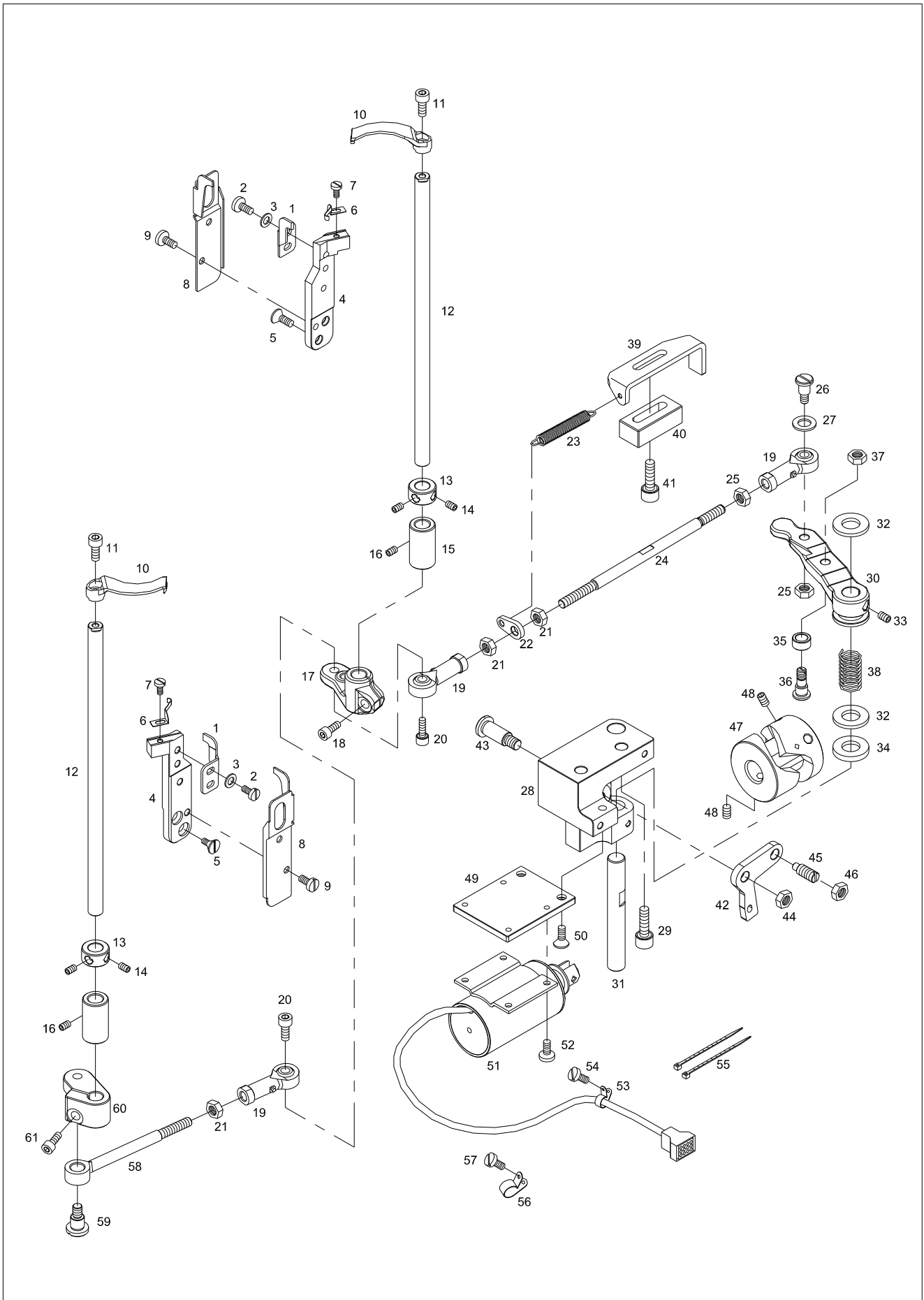


Ref. No.	Parts No.	Note	Name of Parts	품 명	Q'ty		Applied Period
					1957	1967	
H-1	GP-025627-01		Fixed Mes	고정메스	1	2	
H-2	SC-0502-2302		Screw (9/64" n=40)	홈볼이 등근납작 작은나사 (9/64" n=40)	2	4	
H-3	10-003W-8677		Washer	고정메스 짐나사 와셔	2	4	
H-4	GP-037303-00		Holder for Fixed Mes	고정메스 홀더	1	2	
H-5	SC-0189-380A		Screw (11/64" n=40)	홈볼이 접시 작은나사 (11/64" n=40)	2	4	
H-6	10-006A-8677		Thread Catcher	밀실잡이	1	2	
H-7	SC-A121-4122		Screw (3/32" n=56)	홈볼이 납작 작은나사 (3/32" n=56)	1	2	
H-8	10-108A-8677		Fixed Mes Cover	고정메스 커버 (C)	1	2	
H-9	SC-A170-4124		Screw (9/64" n=40)	홈볼이 바인딩 작은나사 (9/64" n=40)	2	4	
H-10	10-111A-8677		Moving Knife	동메스	1	2	
H-11	SC-0211-7500		Screw (M4×0.7)	육각 구멍볼이 볼트 (M4×0.7)	1	2	
H-12	10-113A-9577		Moving Knife Shaft	동메스 축	1	2	
H-13	10-114A-8677		Collar for Moving Knife Shaft	동메스 축 카라	1	2	
H-14	SC-0164-2700		Screw (M5×0.8)	육각 구멍볼이 멈춤나사 (M5×0.8)	2	4	
H-15	BS-000078-00		Moving Knife Shaft Bushing	동메스 축 붓심	1	2	
H-16	SC-0352-7400		Screw (3/16" n=28)	홈볼이 멈춤나사 (3/16" n=28)	1	2	
H-17	10-125A-9577		Moving Knife Shaft Crank(R)	동메스 축 크랭크 (右)	1	1	
H-18	SC-0162-5607		Screw (M5×0.8)	육각구멍볼이 볼트 (M5×0.8)	1	1	
H-19	10-220A-8577		Joint for Moving Knife Shaft Crank	롯데 앤드(右)	2	3	
H-20	09-016S-9570		Screw (M5×0.8)	톱니 홀더 고정볼트 (M5×0.8)	1	2	
H-21	10-033C-7507		Nut (3/16"n=32)	볼 조인트 너트(左) (3/16"n=32)	2	3	
H-22	10-030A-9577		Spring Hook For Thread Trimmer	사철 리턴 스프링 걸이	1	1	
H-23	10-031G-9577		Thread Trimming Return Spring	사철 리턴 스프링	1	1	
H-24	10-032A-9577		Joint Connection Stud	조인트 연결봉	1	1	
H-25	10-033C-7507		Nut (3/16"n=32)	볼 조인트 너트(右) (3/16"n=32)	2	2	
H-26	10-034S-7507		Pivot Screw (3/16" n=32)	요동 링크 연결조인트 단나사 (3/16" n=32)	1	1	
H-27	07-011W-1230		Washer	가마잡이 와셔	1	1	
H-28	10-038A-9577		Thread Trimming Driving Base	사철구동 베이스	1	1	
H-29	10-039S-9577		Screw(M6×P1.0)	사철구동 베이스 짐나사(M6×P1.0)	2	2	
H-30	10-040A-9577		Thread Trimming Rock Link	사철 요동 링크	1	1	
H-31	10-141A-9577		Thread Trimming Rocker Shaft	사철 요동 링크 축	1	1	
H-32	10-044R-5607		Cushion Rubber	쿠션 고무(B)	1	1	
H-33	SC-0317-2700		Screw (15/64" n=28)	육각 구멍볼이 멈춤나사 (15/64" n=28)	1	1	
H-34	10-043R-9577		Rubber Cap	쿠션 고무	1	1	
H-35	10-166A-7507		Thread Trimming Cam Roller	사철캠 로울러	1	1	
H-36	10-067S-7507		Pivot Screw (3/16" n=32)	사철캠 로울러 단나사 (3/16" n=32)	1	1	
H-37	10-033C-7507		Nut (3/16"n=32)	볼 조인트 너트(右) (3/16"n=32)	1	1	
H-38	41-288G-7500		Return Spring	스토퍼 핀 복귀 스프링	1	1	
H-39	10-048A-9577		Thread Trimming Rock Link Stopper	사철 요동 링크 스토퍼	1	1	
H-40	10-049A-9577		Stopper Adjusting Body	스토퍼 조정 몸체 (K5807)	1	1	
H-41	SC-0162-5607		Screw (M5×0.8)	육각구멍볼이 볼트 (M5×0.8)	2	2	
H-42	10-051A-9577		Clutch Lever	클러치 레버	1	1	
H-43	10-052S-9577		Pivot Screw (15/64" n=28)	클러치 레버 단나사 (15/64" n=28)	1	1	
H-44	SN-0121-4000		Nut (15/64" n=28)	육각너트 (15/64" n=28)	1	1	
H-45	10-054S-9577		Screw (15/64" n=28)	클러치 레버 핀 나사 (15/64" n=28)	1	1	
H-46	SN-0121-4000		Nut (15/64" n=28)	육각너트 (15/64" n=28)	1	1	
H-47	GP-015950-01		Thread Trimming Cam	사철캠	1	1	
H-48	SC-A308-4517		Screw (1/4" n=40)	육각 구멍볼이 멈춤나사 (1/4" n=40)	3	3	
H-49	10-058A-9577		Bracket for H-60	사철 슬레노이드 브라켓	1	1	
H-50	SC-0119-7600		Screw (11/64" n=40)	홈볼이 접시 작은나사 (15/64" n=40)	2	2	
H-51	STT07A-00001		Thread Trimming Solenoid	사철 슬레노이드(組)	1	1	
H-52	10-061S-9577		Screw (M3×P0.5)	사철 슬레노이드(조) 짐나사 (M3×P0.5)	4	4	
H-53	10-065A-9577		Cable Holder (3N)	케이블 홀더 (3N)	1	1	
H-54	SC-0365-3710		Screw (9/64" n=40)	홈볼이 냄비 작은나사 (9/64" n=40)	1	1	
H-55	02-003A-2700		Nylon Clip	나일론 클립	3	3	
H-56	01-009R-2700		Cable Holder (6N)	케이블 잡이 (6N)	4	4	
H-57	SC-0365-3710		Screw (9/64"n=40)	홈볼이 냄비 작은나사 (9/64"n=40)	4	4	



Thread Trimmer Mechanism

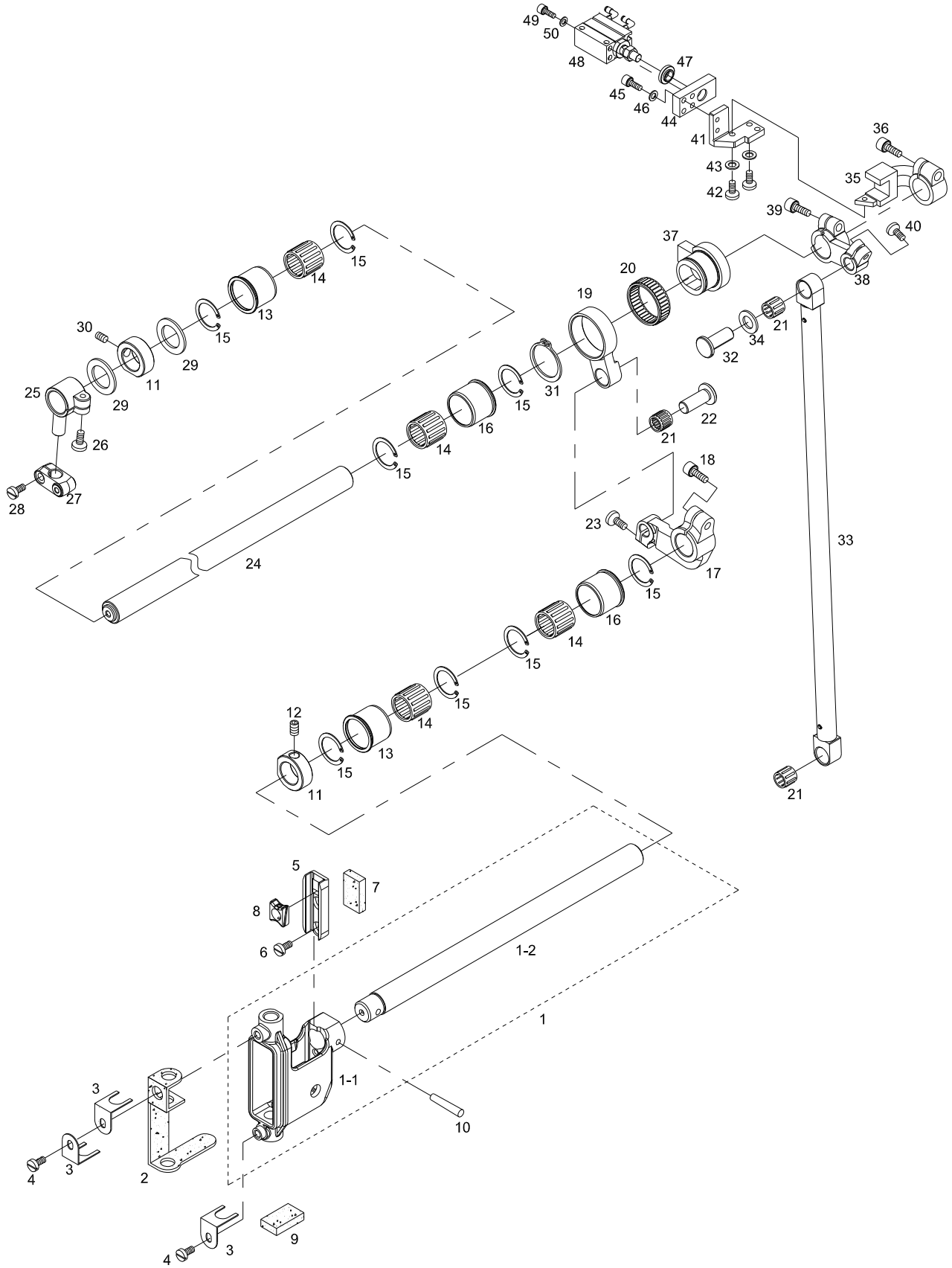
사절 관계



11

Needle Bar Rocking Mechanism (KM-1957-7)

바늘대 요동 관계 (KM-1957-7)



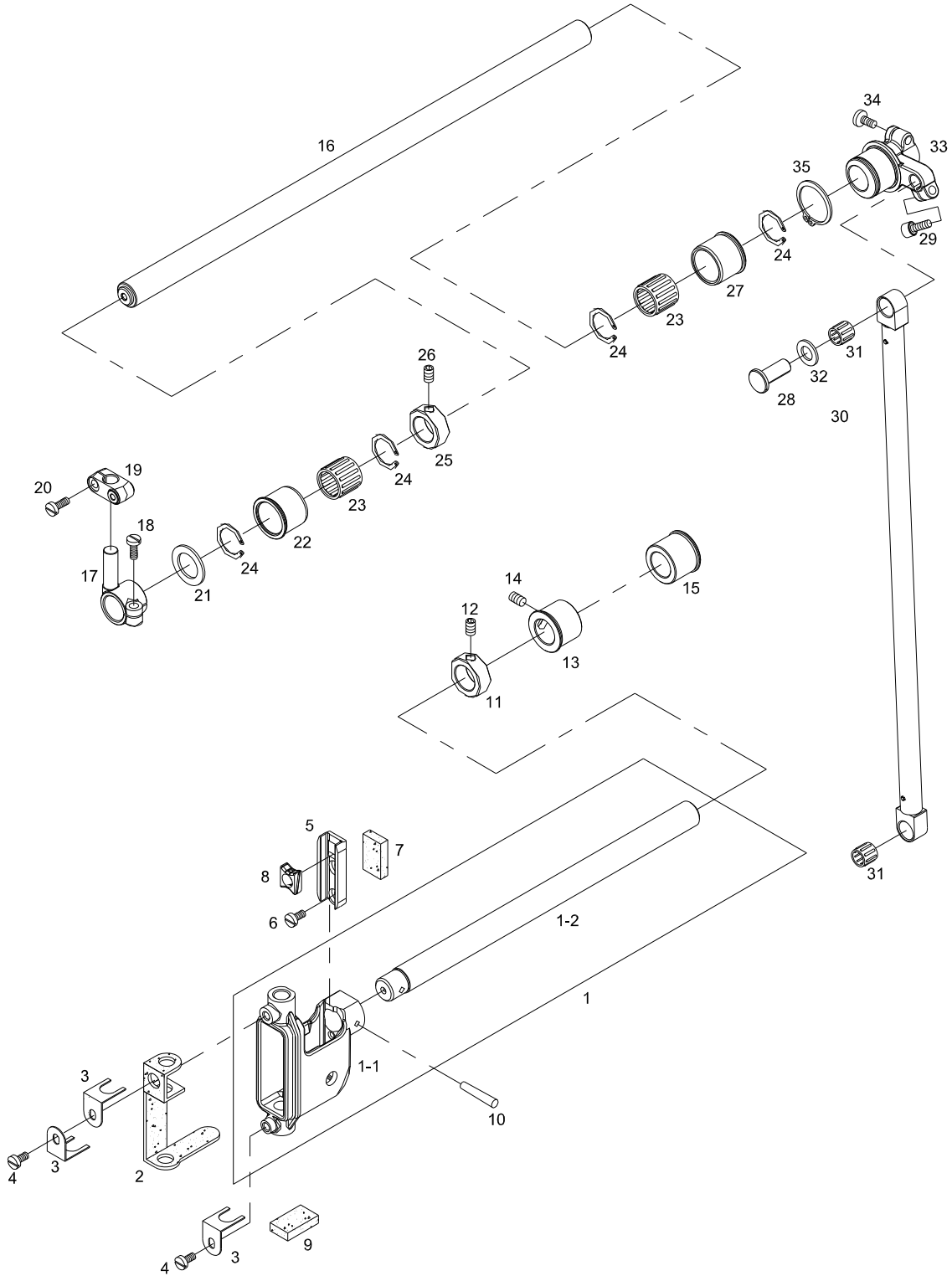


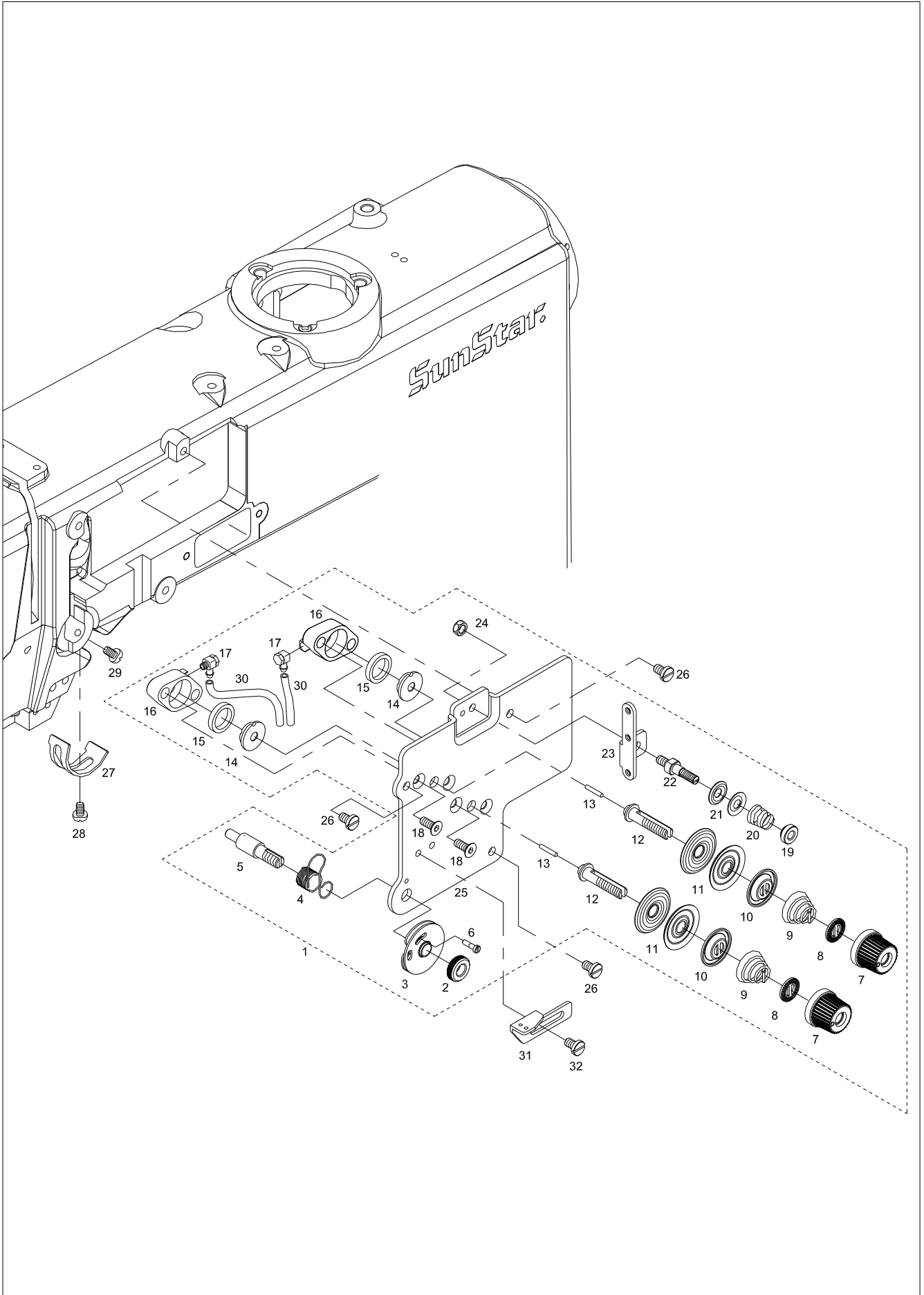
Ref. No.	Parts No.	Note	Name of Parts	품 명	Q'ty		Applied Period
					1957	1967	
I1-1	AS-008376-00		Needle Bar Frame Ass'y	바늘대 후레임(조)	1set		
I1-1-1	GP-025672-01		Needle Bar Frame	바늘대 후레임	1		
I1-1-2	15-105A-9570		Needle Bar Rock Shaft	바늘대 요동축	1		
I1-2	44-005R-9570		Felt	바늘대 후레임 헬트	1		
I1-3	44-006G-9570		Holder for I-2	바늘대 후레임 헬트잡이	3		
I1-4	SC-0543-2302		Screw (11/64" n=40)	홈볼이 납작 작은나사(11/64" n=40)	3		
I1-5	15-102A-9570		Plate for Needle Bar Guide Block	바늘대 안내 블럭 판	1		
I1-6	15-003S-9570		Screw (1/8" n=40)	바늘대 안내 블럭판 찰나사 (1/8" n=40)	2		
I1-7	44-003R-9570		Felt	바늘대 안내 블럭판 헬트	1		
I1-8	15-104A-9570		Needle Bar Guide Block	바늘대 안내 블록	1		
I1-9	44-004R-9570		Oil Supply Sponge for I-8	바늘대 블럭 급유 스폰지	1		
I1-10	04-009P-7400		Lock Pin	바늘대 후레임 고정핀	1		
I1-11	CL-000082-00		Collar	수평 밀대 카라	2		
I1-12	SC-0110-1230		Screw (15/64" n=28)	홈볼이 멈춤나사 (15/64" n=28)	1		
I1-13	BS-000051-01		Front Bushing	수평 밀대 전봇싱	2		
I1-14	02S020S-306H		Needle Cage	니이들 케이지 (15×19×17)	4		
I1-15	GP-049442-00		Cover	니이들 케이지 마개	8		
I1-16	BS-000052-01		Rear Bushing	수평 밀대 중봇싱	2		
I1-17	15-118A-9570		Link For Needle Bar Lock Shaft	바늘대 요동 링크	1		
I1-18	SC-0109-2350		Screw (M6)	육각 구멍볼이 볼트 (M6)	1		
I1-19	GP-050620-01		Roller Shaft Connecting Link	롤러 구동 축 연결 링크	1		
I1-20	BR-000067-00		Needle Cage	연결링크 니이들 케이지 (24×28×10)	1		
I1-21	07S007S-306H		Needle Cage	니이들 케이지 (8×11×10)	3		
I1-22	06-030A-9570		Needle Bar Lock Link Stud	피드캠 연결로드 축	1		
I1-23	SC-0307-4122		Screw (3/16" n=32)	홈볼이 납작 작은나사(3/16" n=32)	1		
I1-24	ST-000438-00		Roller Driving Shaft	로울러 구동축	1		
I1-25	06-138A-9570		Crank (F)	수평 밀대 크랭크(전)	1		
I1-26	06-119S-1230		Screw (3/16" n=28)	홈볼이 납작 작은나사(3/16" n=28)	1		
I1-27	GP-028241-00		Joint Rod Fixbg Body	수평 밀대 연결로드 고정몸체	1		
I1-28	SC-A174-1230		Screw (11/64" n=40)	홈볼이 납작 작은나사 (11/64" n=40)	1		
I1-29	06-034W-9570		Washer	수평 밀대 전봇싱 와셔	2		
I1-30	SC-0317-2700		Screw (15/64" n=28)	홈볼이 멈춤나사(15/64" n=28)	1		
I1-31	16-015C-9570		Stop Ring (Ø24)	C형 멈춤형 (Ø24)	1		
I1-32	06-030A-9570		Stud	피드캠 연결로드 축	1		
I1-33	16-018A-9570		Roller Driving Bar Ass'y	로울러 구동봉(조)	1		
I1-34	16-020W-9570		Washer	로울러 크랭크 축 와셔	1		
I1-35	GP-050616-00		B/T Cylinder Support	역진 실린더 지지대	1		
I1-36	15028SC-1111		Screw (M6xL20)	고정나사 (M6xL20)	1		
I1-37	CUF-CB003601		Roller Driving Shaft Crank(R)	롤러 구동 축 크랭크(후)	1		May.17.11
I1-38	GP-050621-00		Roller Shaft Crank	롤러 구동축 크랭크	1		
I1-39	01S112S-306H		Screw (M5xL15)	고정나사 (M5xL15)	1		
I1-40	07016SC-4113		Screw (M4xL12)	고정나사 (M4xL12)	1		
I1-41	CFA-BB003101		B/T Cylinder Bracket Connecting Plate	역진 실린더 연결판	1		Apr.01.11
I1-42	03071SC-4113		Screw (M3xL10)	고정나사 (M3xL10)	3		
I1-43	06011SW-2111		Washer	와셔	3		
I1-44	GP-050623-01		B/T Cylinder Backet Plate	역진 실린더 브라켓 판	1		
I1-45	03071SC-4113		Screw (M3xL10)	고정나사 (M3xL10)	2		
I1-46	06011SW-2111		Washer	와셔	2		
I1-47	BS-000087-01		B/T Cylinder Bushing	역진 실린더 붓싱	1		
I1-48	AS-017734-00		B/T Cylinder Ass'y	B/T 실린더(상) (조)	1set		
I1-49	49-006S-2516		Screw (M3xL30)	실린더 고정나사 (M3xL30)	2		
I1-50	06011SW-2111		Washer	고정나사 와셔	2		

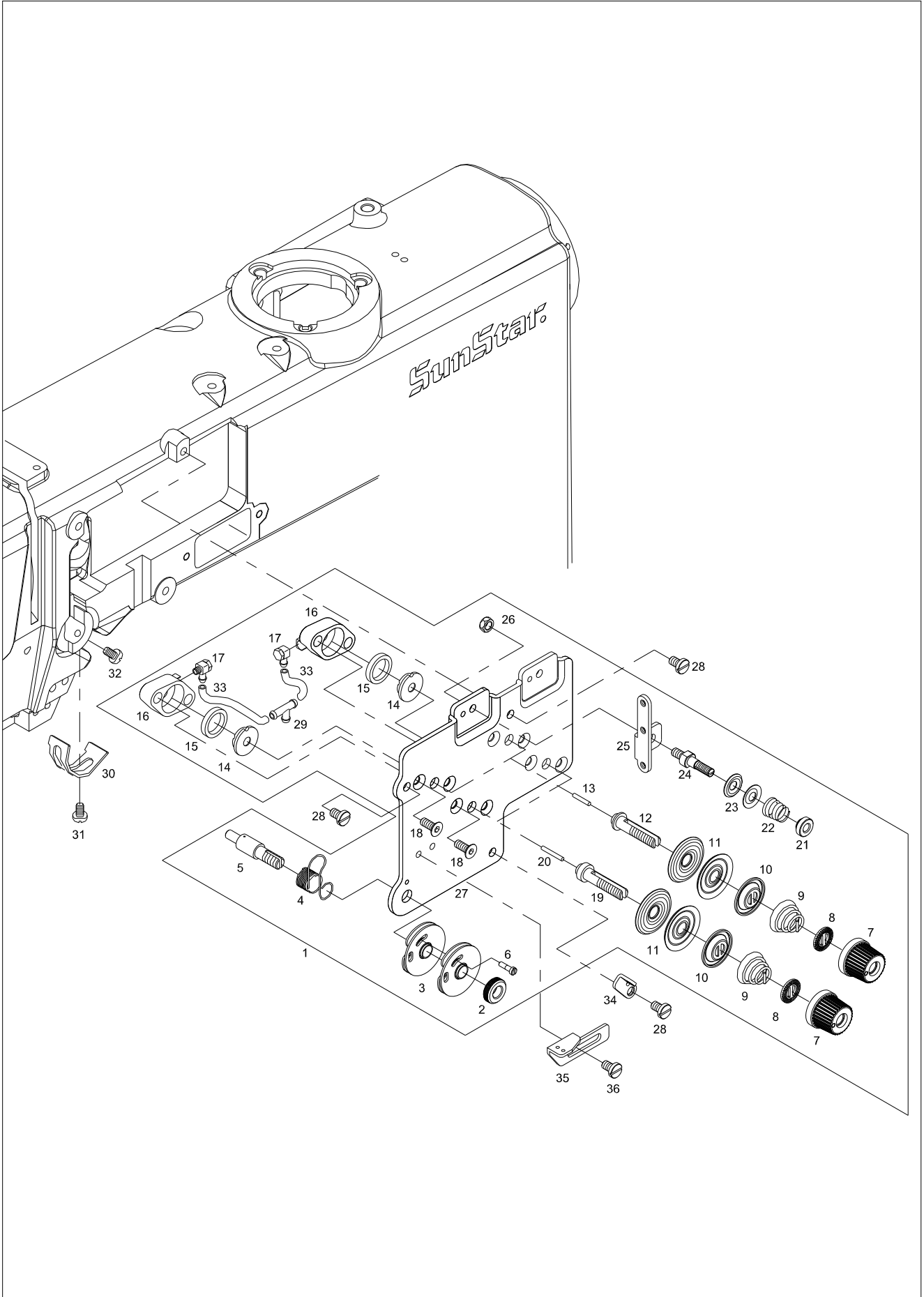
12

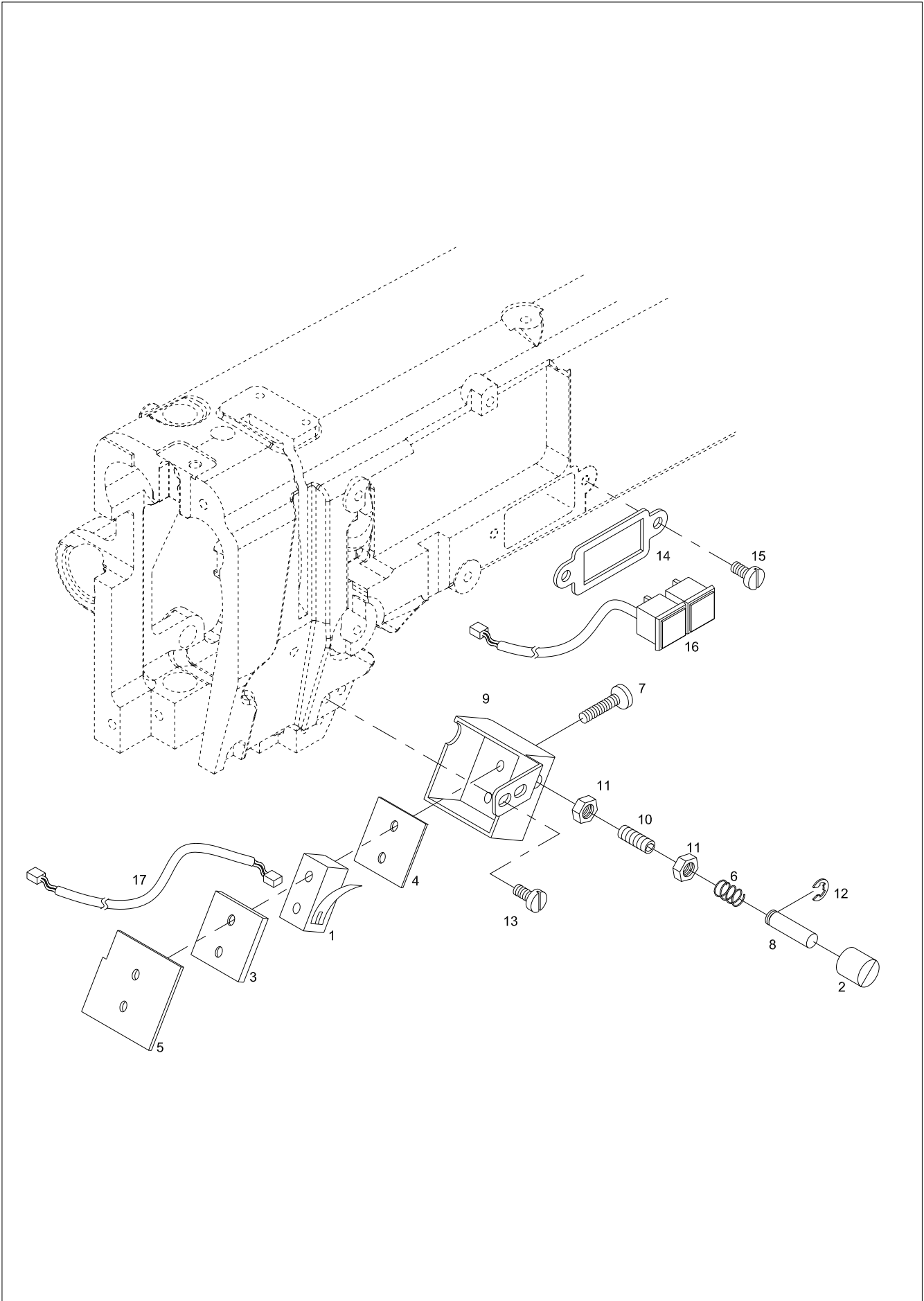
Needle Bar Rocking Mechanism (KM-1967-7)

바늘대 요동 관계 (KM-1967-7)





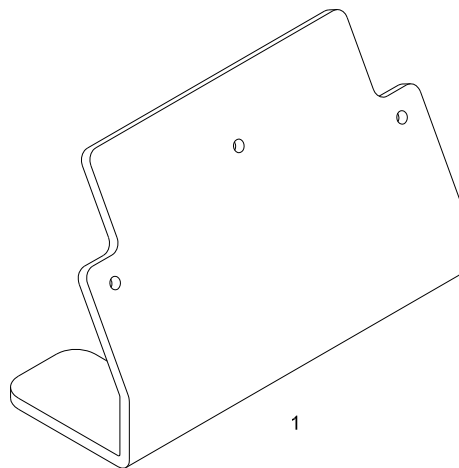


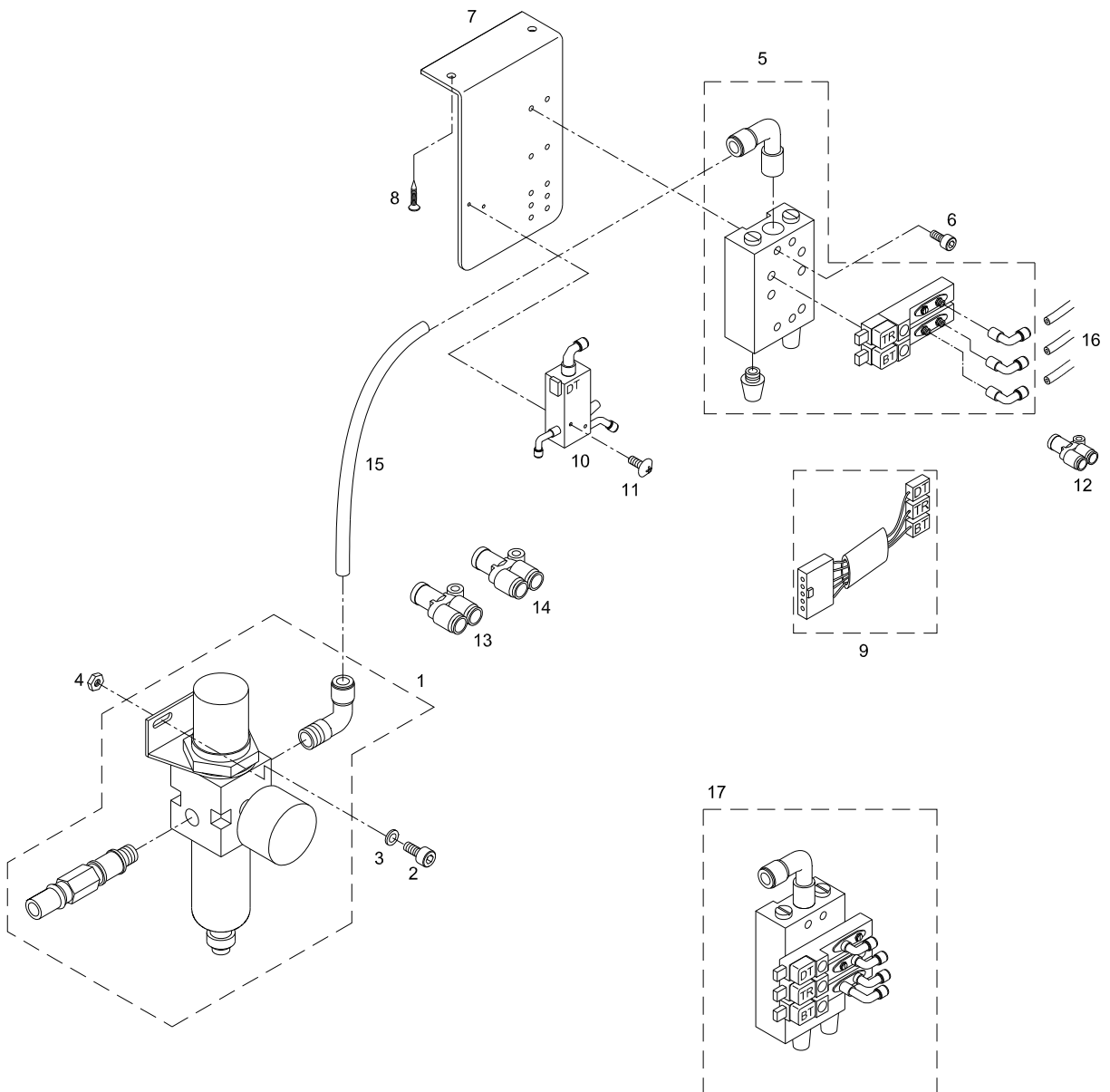




Program Unit Box Mechanism

프로그램 유닛 박스 관계

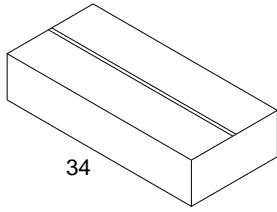




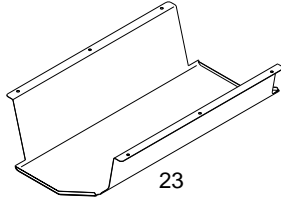
N

Accessory Mechanism

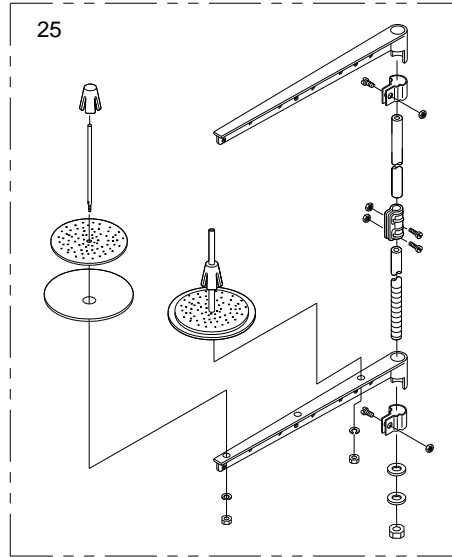
액세서리 관계



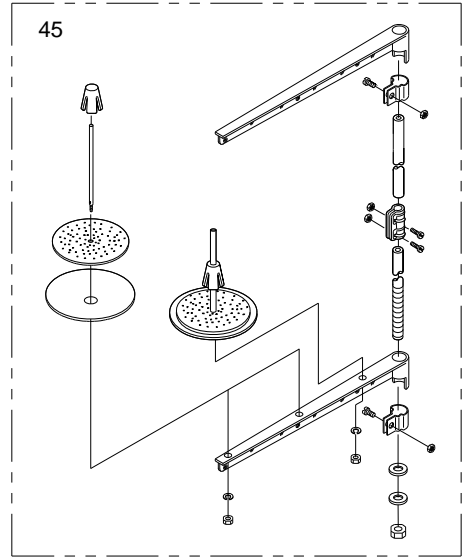
34



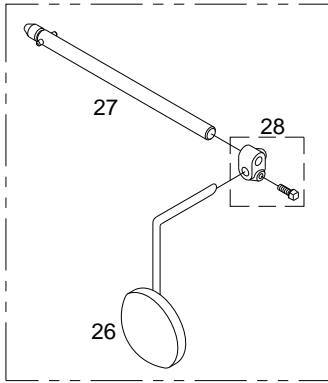
23



25



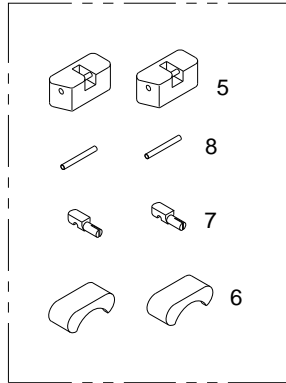
45



27

28

26

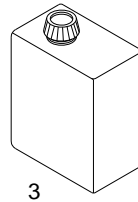


5

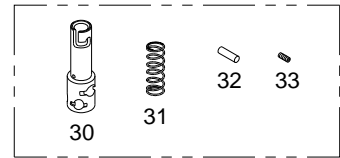
8

7

6



3



30

31

32

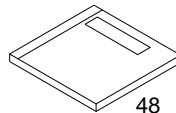
33



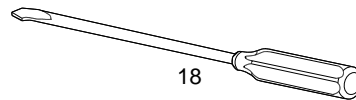
2



22



48



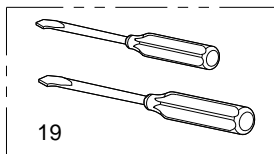
18



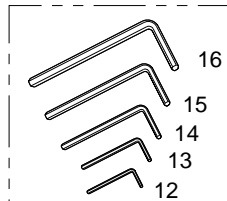
4



1



19



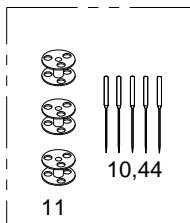
16

15

14

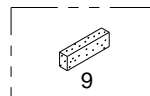
13

12

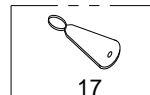


11

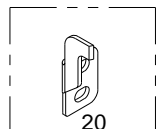
10,44



9



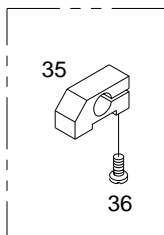
17



20

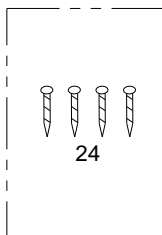


21

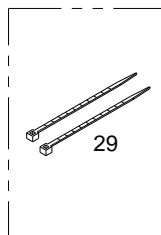


35

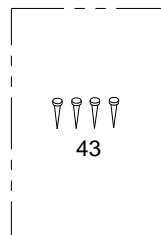
36



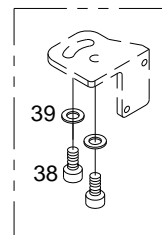
24



29

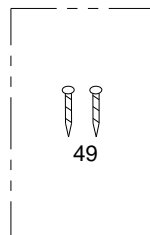


43

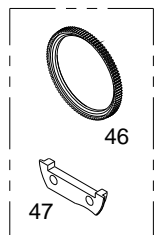


39

38

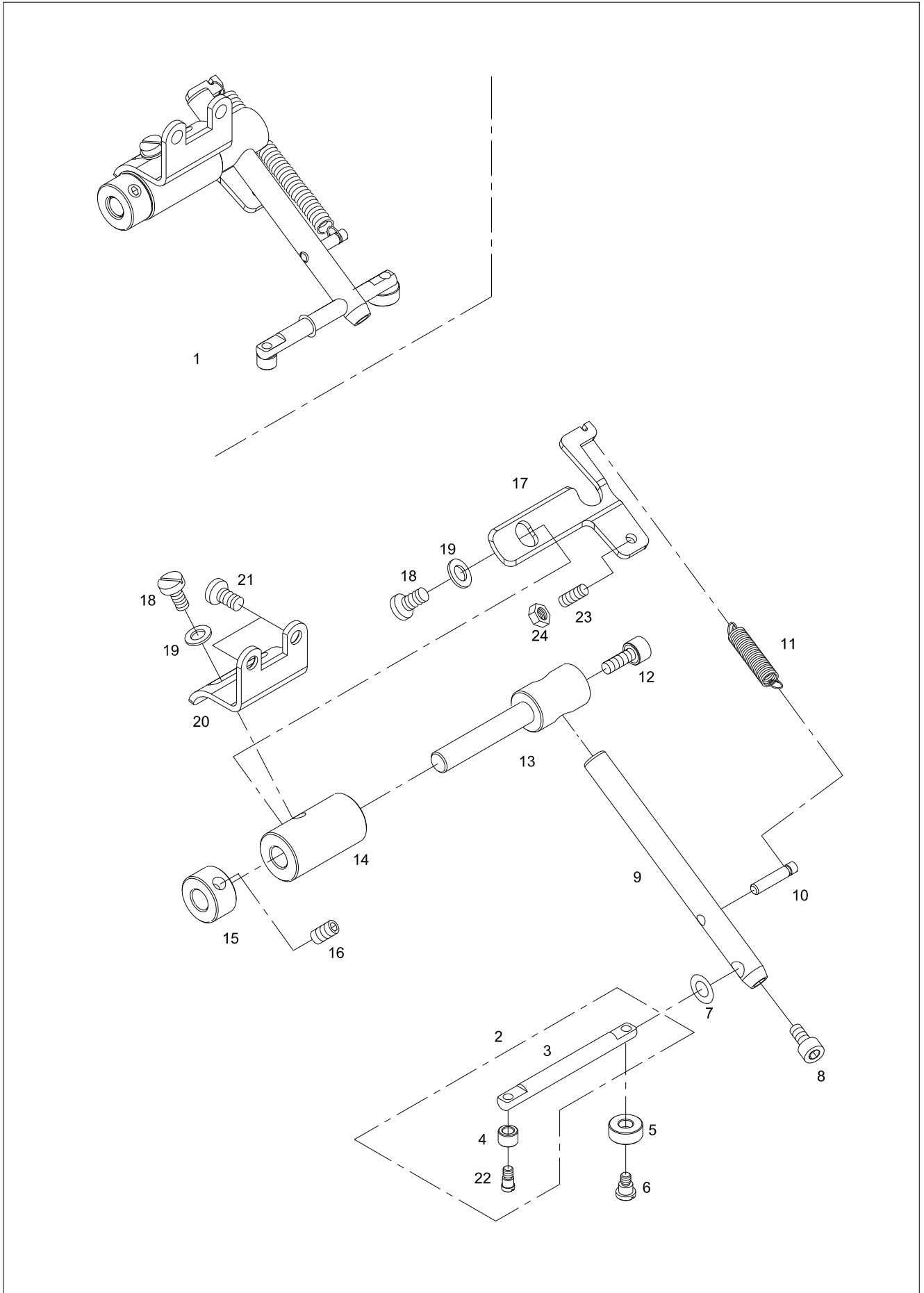


49



46

47




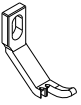
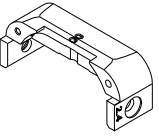
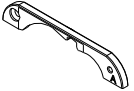
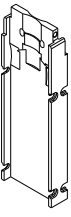

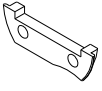
P

Gauge Parts

게이지 관계

A 사절(Thread Trimming Type) : KM-1967-7

* : Standard

Gauge Size Roller Size		1.6mm		2.0mm		2.4mm (Standard)		3.2mm	
		Ø 26	Ø 36	Ø 26	Ø 36	Ø 26 (Standard)	Ø 36	Ø 26	Ø 36
 바늘잡이 (Needle Clamp)	바늘구멍 사선 (Diagonal Needle Hole)	GP-002957-00				04-014A-9670		-	-
	바늘구멍 평행 (Parallel Needle Hole)	-	-	-	-	* 04-004A-9670		04-004A-9670	
 니들 가드 (Needle Guard)	바늘구멍 사선 (Diagonal Needle Hole)	05-047A-9670		05-037A-9670		05-027A-9670		-	-
	바늘구멍 평행 (Parallel Needle Hole)	-	-	-	-	* 05-017A-9670		05-057A-9670	
 바늘판 (Needle Plate)	바늘구멍 사선 (Diagonal Needle Hole)	-	09-036A-9677	-	09-026A-9677	-	09-016A-9677	-	-
	바늘구멍 평행 (Parallel Needle Hole)	-	-	-	-	-	* GP-010485-01	-	09-046A-9677
 보조 바늘판 (Auxiliary Needle Plate)	바늘구멍 사선 (Diagonal Needle Hole)	-	09-037A-9677	-	09-027A-9677	-	09-017A-9677	-	-
	바늘구멍 평행 (Parallel Needle Hole)	-	-	-	-	-	* GP-010487-01	-	09-047A-9677
 포스트 (Post)		09-011A-9670		09-021A-9670		* 09-001A-9670		09-031A-9670	
 휠 톱니 (Wheel Feed Dog)		Roller Size ———— { <ul style="list-style-type: none"> Ø 26 : 09-002A-9670 <li style="text-align: center;">* Ø 36 : 09-003A-967B 							
 휠 톱니 고정판 (Wheel Feed Positioning Plate)		Roller Size ———— { <ul style="list-style-type: none"> Ø 26 : 09-005A-9670 <li style="text-align: center;">* Ø 36 : 09-004A-967B 							

Index

Parts No.	Name of Parts	Page	Ref.No.	Parts No.	Name of Parts	Page	Ref.No.	Parts No.	Name of Parts	Page	Ref.No.
006-00T-0013	Needle	9	B-19	05-014C-1230	E-Ribg (Ø4)	23	G1-91	06-020C-7400	E-Ring (Ø6)	13	D-8
006-00T-0013	Needle	47	N-10	05014SC-4113	Screw (M4×L24)	45	M-6	06-021C-9570	Screw Presser	13	D-21
01-007R-8130	Rubber Cap	7	A-12	05-016A-9570	Needle Guard Bracket	17	F-15	06-023W-9570	Washer	13	D-23
01-009R-2700	Cable Holder (6N)	29	H-56	05016SN-1211	Nut(M4)	49	O-24	06-025C-9570	Feed Cam Body Presser	13	D-25
01-011C-2350	Cable Holder(5N)	7	A-31	05-021A-9570	Bearing	17	F-18	06-028A-9570	Bearing	13	D-28
01-018M-9570	Rubber Cap	7	A-11	05-022C-9570	Stop Ring (Ø16)	17	F-19	06-029A-9570	Needle Cage	35	I2-31
01-019C-7400	Stopper for Thread Tention Adjusting	37	J1-27	05-022C-9570	Stop C-Ring	17	F-43	06-030A-9570	Stud	13	D-30
01-019C-7400	Stopper for Thread Tention Adjusting	39	J2-30	05-024A-9570	Upper Bushing	17	F-24	06-030A-9570	Stud	13	D-47
01-020S-7400	Thread Adjusting Nut	37	J1-2	05-025A-9570	Clutch Bearing	17	F-25	06-030A-9570	Needle Bar Lock Link Stud	33	I1-22
01-020S-7400	Thread Adjusting Nut	39	J2-2	05-025A-9570	Clutch Bearing	21	G1-35	06-030A-9570	Stud	33	I1-32
01-020W-2350	Washer	21	G1-3	05-025A-9570	Roller Clutch	27	G2-83	06-030A-9570	Stud	35	I2-28
01-020W-2350	Washer	21	G1-41	05-026W-9570	WasherA	17	F-26	06-033C-9570	Stop Ring	13	D-33
01-022A-7500	Arm Thread Guide Plate(L)	7	A-15	05-027W-9570	WasherB	17	F-27	06-033M-3800	E-Ring	41	K-12
01-023A-9570	Arm Thread Guide Plate(U)	7	A-13	05-027W-9570	Washer	27	G2-81	06-034W-9570	Washer	13	D-34
01-024A-7500	Felt For Upper Thread Supply	7	A-16	05-029A-9570	Connecting Rod	17	F-32	06-034W-9570	Washer	13	D-52
01-032A-9570	Rear Cover	7	A-20	05-030A-9570	Connecting Rod Bearing	21	G1-37	06-034W-9570	Washer	33	I1-29
01-034A-9570	Bearing Cover	7	A-22	05-038A-9570	Holder (Ø36)	19	F-79	06-034W-9570	Washer	35	I2-21
01-036A-9570	Presser Bar Lifter Plate Cover	7	A-24	05-039A-9570	Holder (Ø26)	17	F-38	06-036A-9570	Needle Cage	13	D-36
01-039R-9570	Bed Hole Cover	7	A-27	05-039P-9570	Fixed Pin	17	F-39	06-036A-9570	Needle Cage	35	I2-23
01-155A-7600	Lower Shaft "A" Bearing	15	E-4	05-040C-9570	Snap Ring (Ø8)	17	F-40	06-071A-967B	Feeding Gaer	27	G2-78
01A142S-811H	Bearing (608Z)	9	B-37	05-041C-9570	Snap Ring (Ø8)	17	F-41	06-072A-967B	Feeding Change Gear	27	G2-79
01A142S-811H	Shaft Bearing	21	G1-32	05-042A-9570	Bearing	17	F-42	06-084A-967B	Connecting Rod	27	G2-84
01A142S-811H	Bearing	27	G2-62	05-044A-9570	Roller Foot Ass'y Bracket (Ø36)	19	F-80	06-116A-9570	Feed Cam Body	13	D-16
01S112S-306H	Screw (M5xL15)	33	I1-39	05-045S-9570	Screw (M4×P0.7)	17	F-45	06-119S-1230	Screw (3/16" n=28)	13	D-39
02-003A-2700	Nylon Clip	29	H-55	05-045S-9570	Screw (M4×P0.7)	17	F-47	06-119S-1230	Screw (3/16" n=28)	33	I1-26
02-009A-9570	Timing Belt Pulley (Middle) Ass'y	15	E-25	05-049W-9570	Washer	17	F-48-6	06-119S-1230	Screw (3/16" n=28)	35	I2-18
02-012A-9570	Timing Belt(Upper)	9	B-11	05-050S-9570	Screw (M2.5×P0.45)	17	F-49	06-132A-9570	Feed Rock Shaft	13	D-32
02-012A-9570	Timing Belt (Lower)	15	E-28	05-072A-967B	Roller Shaft Clutch (U)	17	F-33	06-138A-9570	Crank (F)	33	I1-25
02015SC-7113	Screw (M4×L10)	23	G1-87	05-074A-967B	Roller Shaft Clutch (L)	17	F-35	06-138A-9570	Crank (F)	35	I2-17
02-016R-1230	Cushion Ring	49	O-7	05-101A-9570	Presser Bar Upper Bushing	17	F-1	06-145A-9570	Crank (R)	13	D-45
02-020S-120D	Screw (M5×L25)	15	E-44	05-103A-9570	Presser Bar	17	F-3	07-005A-9570	Lower Shaft Collar	15	E-5
02030SW-1211	Washer	45	M-3	05-105A-9570	Presser Bar Bracket	17	F-4	07-007A-9570	Lower Shaft Gear	15	E-7
02-115A-9570	Bushing	15	E-30	05-110A-9570	Presser Bar Lower Bushing	17	F-9	07-008A-7400	Lower Shaft "B" Rear Bearing	15	E-16
02-115A-9570	Bushing	9	B-13	05-480A-9570	Roller (Ø26)	17	F-48	07-008A-7400	Middle Shaft Front Bearing	15	E-24
02S020S-306H	Needle Cage	13	D-50	05-481A-9570	Roller (Ø36)	19	F-81	07-009S-9570	Screw (M6×P0.75)	15	E-8
02S020S-306H	Needle Cage	33	I1-14	05-482A-9570	Guide Plate	17	F-48-1	07-009S-9570	Screw (M6×P0.75)	21	G1-25
02S020S-306H	Needle Cage	13	D-43	05-483A-9570	Roller Driving Ball	17	F-48-2	07-009S-9570	Screw (M6×P0.75)	23	G1-64
03020MC-7113	Screw (M3xL20)	19	F-77	05-483A-9570	Ball for G-10-1	21	G1-10-3	07-009S-9570	Screw (M6×0.75)	25	G2-35
03031SN-A001	Nut (M4XP0.7)	27	G2-65	05-484A-9570	Positioning plate	17	F-48-3	07-011A-5607	Upper Shaft Rear Bearing	9	B-12
03071SC-4113	Screw (M3xL10)	33	I1-42	05-484A-9570	Positioning Plate for G-10-3	21	G1-10-5	07-011A-5607	Middle Shaft Rear Bearing	15	E-29
03071SC-4113	Screw (M3xL10)	33	I1-45	05-485S-9570	Screw (M2.5×P0.45)	17	F-48-4	07-011W-1230	Spring Washer (Ø5)	15	E-46
04-009P-7400	Lock Pin	33	I1-10	05-485S-9570	Screw (M2.5×P0.45)	21	G1-10-6	07-011W-1230	Washer	21	G1-5
04-009P-7400	Lock Pin	35	I2-10	05-486S-9570	Screw (M2.5×P0.45)	17	F-48-5	07-011W-1230	Washer	29	H-27
04-012A-9670	Stopper for Needle Bar Frame	9	B-27	05-486S-9570	Screw (M2.5×P0.45)	21	G1-10-7	07-012A-9570	Lower Shaft Claw Clutch Ass'y	15	E-9
04-015A-9570	Needle Bearing	9	B-30	05A039S-811H	Urethane Hose (Φ4)	37	J1-30	07016SC-4113	Screw (M4xL12)	33	I1-40
04-018C-9570	Grip Ring (Ø8)	9	B-38	05A039S-811H	Urethane Hose (Φ4)	39	J2-33	07-019A-9570	Lower Shaft "B" Front Bearing	15	E-14
0401MC-7113	Screw(M4×L10)	49	O-23	05A039S-811H	Urethan Hose (Φ4)	45	M-16	07-025A-9570	Timing Belt Pulley (Lower) Ass'y	15	E-19
04-101A-9570	Needle Bar	9	B-16	05A052S-811H	Urethan Hose (Φ6)	45	M-15	07-033C-9570	Stop Ring (Ø22)	21	G1-33
04-101A-9670	Needle Bar	9	B-17	06-002G-9570	Spring	13	D-2	07-033C-9570	Stop Ring	27	G2-63
04-103R-9570	Rubber Cap	9	B-18	06-003C-7400	E-Ribg (Ø7)	23	G1-85	07-041A-9570	Connecting Rod	17	F-29
04-103R-9570	Rubber Cap	19	F-83	06-004A-9570	Presser Plate	13	D-4	07-041A-9570	Connecting Rod	21	G1-36
04-103R-9570	Rubber Cap	27	G2-88	06-004P-2350	Pin (Ø7)	15	E-51	07-102A-9570	Lower Shaft "A" Bearing Bushing	15	E-2
04-105A-9670	Needle Clamp Holder	9	B-24	06-005S-9570	Screw (3/16" n=28)	13	D-5	07-117A-9570	Lower Shaft "B" Rear Bearing Bushing	15	E-17
04-110A-9570	Needle Bar Clamp	9	B-21	06-007P-9570	Pin	13	D-7	07-135A-9570	Front Bushing	21	G1-34
04-114A-9570	Needle Bar Crank	9	B-29	06-009G-9570	Spring	13	D-9	07-135A-9570	Bushing	27	G2-80
05-0002-9570	Wheel Feed Ass'y	21	G1-10	06-010A-9570	Feed Eccentric Control Asm.	13	D-10	07-160A-7500	Bobbin	23	G1-51
05-007S-9570	Screw (1/2" n=28)	17	F-6	06011SW-2111	Washer	19	F-78	07-160A-7500	Bobbin	25	G2-24
05-008S-9570	Pressure Adjust plate spring	17	F-7	06011SW-2111	Washer	33	I1-43	07-221A-9570	Lower Shaft "B" Bearing Bushing	15	E-15
05-009S-9570	Pivot Screw (M6×P1.0)	17	F-8	06011SW-2111	Washer	33	I1-46	07S007S-306H	Needle Cage	13	D-29
05-013A-9570	Body for Roller Ass'y	17	F-12	06011SW-2111	Washer	33	I1-50	07S007S-306H	Needle Cage	23	G1-62
05-014C-1230	E-Ring (Ø4)	13	D-14	06-013P-9570	Pin	13	D-13	07S007S-306H	Needle Cage	25	G2-33
05-014C-1230	E-Ring (Ø4)	19	F-59	06-019A-9570	Moving Body Guide	13	D-19	07S007S-306H	Needle Cage	33	I1-21

Index

Parts No.	Name of Parts	Page	Ref.No.	Parts No.	Name of Parts	Page	Ref.No.	Parts No.	Name of Parts	Page	Ref.No.
08-002A-9570	Bearing (624)	9	B-36	10-003W-8677	Washer	29	H-3	15-104A-9570	Needle Bar Guide Block	35	I2-8
08-011R-9570	Needle Cage Cover	9	B-44	10-006A-8677	Thread Catcher	29	H-6	15-105A-9570	Needle Bar Rock Shaft	33	I1-1-2
08-012A-9570	Eyelet	9	B-35	10-020W-2700	Washer	9	B-45	15-105A-9570	Needle Bar Rock Shaft	35	I2-1-2
08-013S-9570	Stud Screw	9	B-46	10-020W-2700	Washer	13	D-11	15-109A-9670	Front Bushing	35	I2-13
08-014W-9570	Washer	9	B-47	10-020W-2700	Washer (Ø5)	15	E-47	15-114A-9670	Rear Bushing	35	I2-15
08-105A-9570	Hinge Pin	9	B-39	10-020W-2700	Spring Washer For G-5	25	G2-6	15-118A-9570	Link For Needle Bar Lock Shaft	33	I1-17
08-107A-9570	Bushing	9	B-41	10-021S-9677	Pivot Screw (M5×0.8)	31	H-59	16-015C-9570	Stop Ring (Ø24)	33	I1-31
09-001A-9670	Post	25	G2-1	10-030A-9577	Spring Hook For Thread Trimmer	29	H-22	16-015C-9570	Stop Ring	35	I2-35
09-003A-967B	Wheel Feed	25	G2-3	10-031G-9577	Thread Trimming Return Spring	29	H-23	16-018A-9570	Roller Driving Bar Ass'y	33	I1-33
09-003A-967B	Wheel Feed	47	N-46	10-032A-9577	Joint Connection Stud	29	H-24	16-018A-9570	Roller Driving Bar Ass'y	35	I2-30
09-004A-967B	Wheel Feed Positioning Plate	25	G2-4	10-033C-7507	Nut (M5)	19	F-75	16-020W-9570	Washer	33	I1-34
09-004A-967B	Wheel Feed Positioning Plate	47	N-47	10-033C-7507	Nut (3/16"n=32)	29	H-21	16-020W-9570	Washer	35	I2-32
09-005S-967B	Screw (M3.5xP0.6)	25	G2-5	10-033C-7507	Nut (3/16"n=32)	29	H-25	18007PR-A001	Washer	27	G2-75
09-016S-9570	Screw for G-4	21	G1-6	10-033C-7507	Nut (3/16"n=32)	29	H-37	18014SW-3113	Washer	47	N-39
09-016S-9570	Screw (M5×0.8)	29	H-20	10-034S-7507	Pivot Screw (3/16" n=32)	29	H-26	20-040W-2516	Washer	49	O-19
09-017S-9570	Pivot Screw (M6×P1.0)	21	G1-7	10-038A-9577	Thread Trimming Driving Base	29	H-28	22A062S-306H	Y-Union (Ø6)	45	M-14
09-018P-9570	Adjusting Pin for G-4	21	G1-8	10-039S-9577	Screw(M6×P1.0)	29	H-29	40-002C-2350	E-Ring (Ø8)	9	B-33
09-022A-9570	Guide for G-10-3	21	G1-10-4	10-040A-9577	Thread Trimming Rock Link	29	H-30	40-002C-2350	E-Ring (Ø8)	13	D-3
09-027A-9570	Feed Gear	21	G1-11	10-043R-9577	Rubber Cap	29	H-34	40-002C-2350	E-Ring (Ø8)	17	F-28
09-031A-8577	Hook-Trimming	23	G1-50	10-044R-5607	Cushion Rubber	29	H-32	40-100A-75L7	Sub Thread Tension Control Spring	37	J1-20
09-031A-8577	Hook-Trimming	25	G2-23	10-048A-9577	Thread Trimming Rock Link Stopper	29	H-39	40-100A-75L7	Sub Thread Tension Control Spring	39	J2-22
09-033A-9570	Feed Gear Shaft Claw Clutch	21	G1-17	10-049A-9577	Stopper Adjusting Body	29	H-40	40-108A-1306	Thread Tension Spring	11	C-5-5
09-035A-9570	Claw Clutch Stud	21	G1-19	10-051A-9577	Clutch Lever	29	H-42	40-128C-7500	Fixing Nut	37	J1-24
09-039W-8677	Washer	23	G1-53	10-052S-9577	Pivot Screw (15/64" n=28)	29	H-43	40-128C-7500	Fixing Nut	39	J2-26
09-039W-8677	Washer	27	G2-89	10-054S-9577	Screw (15/64" n=28)	29	H-45	40-204A-2350	Thread Adjusting Cap	37	J1-7
09-044A-9570	Cover (F) for G-1	21	G1-26	10-058A-9577	Bracket for H-60	29	H-49	40-204A-2350	Thread Adjusting Cap	39	J2-7
09-045A-9570	Cover (R) for G-1	21	G1-27	10-061S-9577	Screw (M3×P0.5)	29	H-52	40-304A-1230	Presser Plate	37	J1-10
09-046C-8577	Saddle Cover (B)	25	G2-48	10-065A-9577	Cable Holder(3N)	7	A-29	40-304A-1230	Presser Plate	39	J2-10
09-049S-8670	Hook Cover Stopper	23	G1-73	10-065A-9577	Cable Holder (3N)	29	H-53	40-804W-1230	Spring Stopper	37	J1-8
09-049S-8670	Hook Cover Stopper	25	G2-51	10-067S-7507	Pivot Screw (3/16" n=32)	29	H-36	40-804W-1230	Spring Stopper	39	J2-8
09-065A-9570	Adjusting Pin For G-51	21	G1-46	10-108A-8677	Fixed Mes Cover	29	H-8	41-288G-7500	Return Spring	29	H-38
09-065A-9570	Adjusting Pin	25	G2-19	10-111A-8677	Moving Knife	29	H-10	41S026S-306H	Thread Guide Plate	11	C-5-7
09-079A-9570	Opener Stopper	23	G1-58	10-113A-9577	Moving Knife Shaft	29	H-12	41S028S-306H	Thread Tension Spring	11	C-5-6
09-079A-9570	Opener Stopper	25	G2-30	10-114A-8677	Collar for Moving Knife Shaft	29	H-13	41S034S-306H	Thread Tension Cap Nut	11	C-5-1
09-082A-9570	Hook Shaft Bearing	23	G1-61	10-118A-9677	Moving Knife Shaft Crank(L)	31	H-60	43-001A-9570	Presser Bar Lifter Crank	17	F-50
09-082A-9570	Hook Shaft Bearing	25	G2-32	10-120A-8677	Moving Knife Shaft Connecting Rod	31	H-58	43-002A-9570	Bushing	19	F-51
09-084A-9570	Hook Shaft Gear	25	G2-34	10-125A-9577	Moving Knife Shaft Crank(R)	29	H-17	43-005A-9570	Guide Bushing	19	F-54
09-087A-9670	Wheel Feed Driving Gear	25	G2-38	10-141A-9577	Thread Trimming Rocker Shaft	29	H-31	43-008S-9570	Pivot Screw (M6×P1.0)	19	F-60
09-089W-9670	Washer	25	G2-39	10-166A-7507	Thread Trimming Cam Roller	29	H-35	43-009G-9570	Spring	19	F-61
09-090A-9670	Bearing	25	G2-40	10-220A-8577	Joint for Moving Knife Shaft Crank	29	H-19	43-010A-9570	Knee Lifter Connecting Bar	19	F-62
09-091A-9670	Needle Cage	25	G2-41	11029SC-4113	Screw (M4×L20)	23	G1-96	43-015S-9570	Screw (M6×P1.0)	19	F-66
09-092W-9670	Washer	25	G2-42	12-002A-9577	Button Case Cover	41	K-5	43-017A-9570	Knee Lifter Crank Spring Hook	19	F-68
09-093A-9670	Wheel Feed Driving Gear(A)	25	G2-43	12-004R-9577	Insulated Rubber(B) for Switch	41	K-3	43-018G-9570	Knee Lifter Crank Spring	19	F-69
09-099A-9570	Saddle Cover(A)	23	G1-67	12-005A-2700	Button Support Shaft	41	K-8	43-019A-9570	Spring Hook plate	19	F-70
09-099A-9570	Saddle Cover(A)	25	G2-46	12-006S-2700	Screw	41	K-10	43-021A-9570	Knee Lifter Bar Ass'y	19	F-72
09-112A-9670	Gear Cover "A"(Left Upper)	25	G2-53	12-007C-2700	Nut	41	K-11	43-024A-9570	Knee Lifter Bar Support Shaft	47	N-27
09-113A-9670	Gear Cover "B"(Left Lower)	25	G2-54	12-008G-2700	Button Shaft Spring	41	K-6	43-071A-9570	Presser Bar Lifter Moving plate	19	F-56
09-116A-9570	Gear Cover "E"(Right, Upper)	25	G2-55	12-009C-9577	Button(B)- Red	41	K-2	43-072A-9570	Pin	19	F-57
09-117A-9570	Gear Cover "F"(Right, Lower)	25	G2-56	12-103R-9577	Insulated Rubber(A) for Switch	41	K-4	43-073A-9570	Roller	19	F-58
09-130A-9570	Collar for G-11	21	G1-14	13-002C-9570	Stop Ring (Ø17)	15	E-23	43-101A-1600	Knee Lifting Pad Assembly	47	N-26
09-132A-9570	Feed Gear Shaft	21	G1-16	14003SC-4113	Screw (M8×L25)	15	E-32	43-121A-9570	Knee Lifter Crank	19	F-63
09-136A-9570	Bushing (U) for G-16	21	G1-20	14006SC-4113	Screw (M8×L15)	15	E-33	43-122A-9570	Knee Lifter Crank Stud	19	F-64
09-140A-8670	Opener for Bobbin Case	25	G2-26	14014SC-4113	Screw (M5×L8)	45	M-2	44-001R-9570	Felt	17	F-31
09-140A-8677	Opener for G-63	23	G1-54	15-003S-9570	Screw (1/8" n=40)	33	I1-6	44-001R-9570	Felt	21	G1-39
09-142A-8677	Opener Holder	23	G1-56	15-003S-9570	Screw (1/8" n=40)	35	I2-6	44-001R-9570	Felt	27	G2-86
09-142A-8677	Opener Holder	25	G2-28	15028SC-1111	Screw (M6xL20)	33	I1-36	44-003R-9570	Felt	33	I1-7
09-146C-8577	Saddle Cover(B)	23	G1-69	15-053S-5607	Screw (11/64" n=40)	7	A-6	44-003R-9570	Felt	35	I2-7
09-181W-9570	Washer	23	G1-60	15-053S-5607	Screw (11/64" n=40)	37	J1-29	44-004R-9570	Oil Supply Sponge for I-8	33	I1-9
09-181W-9570	Washer (Ø26.2x10.8)	25	G2-31	15-053S-5607	Screw (11/64" n=40)	39	J2-32	44-004R-9570	Oil Supply Sponge for I-8	35	I2-9
09-201A-9570	Wheel Feed	21	G1-10-1	15-102A-9570	Plate for Needle Bar Guide Block	33	I1-5	44-005R-9570	Felt	33	I1-2
09-202A-9570	Wheel Feed Moving Gear	21	G1-10-2	15-102A-9570	Plate for Needle Bar Guide Block	35	I2-5	44-005R-9570	Felt	35	I2-2
10-003W-8677	Washer	15	E-42	15-104A-9570	Needle Bar Guide Block	33	I1-8	44-006G-9570	Holder for I-2	33	I1-3

Index

Parts No.	Name of Parts	Page	Ref.No.	Parts No.	Name of Parts	Page	Ref.No.	Parts No.	Name of Parts	Page	Ref.No.
44-006G-9570	Holder for I-2	35	I2-3	CA-005359	Switch	41	K-1	DSC-BF0018	Screw (1/8" n=40)	11	C-1-11
44-009R-9570	Felt	21	G1-49	CA-005597	Switch Connect Cable	41	K-17	DSC-BF0022	Screw (11/64" n=40)	7	A-41
44-009R-9570	Felt	25	G2-22	CAC-BJ0006	Needle Thread Inserting Guide	47	N-17	DSC-BF0022	Screw (11/64" n=40)	37	J1-26
44-010R-9670	Felt	25	G2-37	CAC-JB0001	Oil Tank	47	N-4	DSC-BF0022	Screw (11/64" n=40)	39	J2-28
44-024M-7500	Felt	7	A-18	CAC-JB0002	Oil	47	N-3	DSC-CB0003	Screw (11/64" n=40)	11	C-1-5
44-030M-8670	Opener Holder Felt	23	G1-57	CAC-MA0003	Head Cover	47	N-2	DSC-CB0005	Screw (15/64" n=28)	25	G2-15
44-030M-8670	Opener Holder Felt	25	G2-29	CAC-MH0001	Accessory Bag	47	N-1	DSC-CB0007	Screw (M5x0.8)	25	G2-20
44-097C-7500	Nut (M6xP1.0)	19	F-67	CBW-BH0002	Bobbin Stopper	11	C-1-9	DSC-FA0120	Spring Hinge Screw	7	A-48
49-006S-2516	Screw (M3xL30)	33	I1-49	CBW-BJ0001	Thread Winder Action Plate	11	C-1-21	DSN-AA0001	Nut (11/64" n=40)	7	A-10
49A003S-811H	Fitting	27	G2-87	CBW-BJ0003	Bobbin Winder Adjusting Plate	11	C-1-10	DSN-AA0007	Nut	11	C-5-8
49A009S-811H	Nut	45	M-4	CBW-CM0002	Bobbin Winder Lever	11	C-1-13	DSP-AA0101	Spring	47	N-31
49A016S-811H	Y-Union (Ø4)	45	M-12	CBW-CP0001	Thread Winder Action pulley	11	C-1-4	DSP-AA0137	Spring	17	F-13
84-012A-4532	Y-Union	45	M-13	CBW-DZ0001	Thread Winder Adjusting Cam	11	C-1-18	DSP-AA0180	Roller Shaft Spring	17	F-22
91-0016-GROZ	Needle	9	B-50	CBW-FA0001	Thread Winder Action Ring	11	C-1-6	DSP-AB0001	Thread Winder Spring	11	C-1-20
91-0016-GROZ	Needle	47	N-44	CBW-FA0002	Bobbin Winder Shaft Rubber Ring	11	C-1-7	DSP-AC0043	Torsion Spring	7	A-47
91-002S-3400	Screw (AB 4.2 L=20)	45	M-8	CBW-KC0001	Bobbin Winder Lever Shaft	11	C-1-15	DSP-BA0003	Thread Tension Spring	11	C-5-3
91-003C-1230	Driver (Middle, Small)	47	N-19	CFA-BB0031	B/T Cylinder Bracket Connecting Plate	33	I1-41	DWS-AA0004	Washer	11	C-1-17
99-003M-9570	Inner Box	47	N-34	CFA-BB0038	Guide Bracket for B/T Cylinder	27	G2-64-1	DWS-AA0159	Washer (Ø3.7x1.0.5)	47	N-21
AAR-PS0031	Solenoid Valve Ass'y - Auto Knee Lift	45	M-17	CHB-BA0028	Connecting Rod Base	23	G1-81	EA-000651	Function Switch Ass'y	41	K-16
ABW-PS0002	Thread Winder Base Ass'y	11	C-1-1	CHB-KF0005	Gear Driving Shaft	21	G1-31	EP-000531	Safety Switch	7	A-49
AFA-PS0013	Guide Bracket Ass'y for B/T Cylinder	27	G2-64	CHK-HB0011	Bobbin	47	N-11	GP-000908	Disc for Thread Tension Control	37	J1-11
AMB-PS0003	Thread Tension Control Ass'y	11	C-5	CL-000082	Collar	13	D-53	GP-000908	Disc for Thread Tension Control	39	J2-11
AS-003754	Feed Cam Moving Body Ass'y	13	D-18	CL-000082	Collar	33	I1-11	GP-008028	Thread Take-up Lever	9	B-34
AS-005502	Filter Regulator Ass'y	45	M-1	CL-000082	Collar	35	I2-11	GP-010087	Hook Cover-Trimming	23	G1-71
AS-005700	Roller Fixing Shaft (Ass'y)	49	O-2	CL-000082	Collar	35	I2-25	GP-010181	Roller Foot Ass'y Bracket (Ø26)	17	F-44
AS-005993	Roller Edge Guide Ass'y	49	O-1	CL-000131	Collar	49	O-15	GP-010476	Guide	17	F-46
AS-006645	Thread Tention Adjusting Cylinder Ass'y	37	J1-16	CL-000163	Collar	13	D-24	GP-010485	Needle Plate(2.4mm)-Trimming	25	G2-7
AS-006645	Thread Tention Adjusting Cylinder Ass'y	39	J2-16	CL-000355	Bushing Collar	23	G1-65	GP-010487	Auxiliary Needle Plate (Standard : 2.4mm)	25	G2-8
AS-007893	Pilot Valve Ass'y	45	M-10	CLB-JH0007	Y-Union	39	J2-29	GP-011347	Feed Length Control Button	13	D-1
AS-008376	Needle Bar Frame Ass'y	33	I1-1	CLB-JL0065	Felt	47	N-9	GP-011446	Support for Knee Lifter Bar	47	N-30
AS-008376	Needle Bar Frame Ass'y	35	I2-1	CM-000037	Upper Shaft Balance Cam	9	B-49	GP-011997	Saddle (L)-Trimming	25	G2-10
AS-017650	Pulley A'ssy	15	E-48	CMB-BB0091	Head Hinge	47	N-7	GP-012000	Saddle (R)-Trimming	25	G2-11
AS-017654	Connecting Rod Ass'y	23	G1-83	CMB-BJ0037	Safety Switch Plate	7	A-46	GP-012888	Take up Lever Crank	9	B-42
AS-017705	Timing Belt Pulley(Upper,S)-Ass'y	15	E-26	CMB-BJ0038	Safety Switch Sub Bracket	7	A-51	GP-013032	Roller Driving Shaft	35	I2-16
AS-017732	Guide Plate Ass'y for Thread T-U Spring	37	J1-3	CMB-HK0020	Thread Guide Bar	7	A-9	GP-013214	Bushing (U) for G-58	21	G1-43
AS-017732	Guide Plate Ass'y for Thread T-U Spring	39	J2-3	CMB-HK0052	Arm Thread Guide	37	J1-31	GP-013214	Bushing (U)	25	G2-16
AS-017733	Arm, Arm Base, Bed Ass'y	7	A-1	CMB-HK0052	Arm Thread Guide	39	J2-35	GP-013215	Bushing (U)	25	G2-14
AS-017734	Roller Lifting Cylinder Ass'y	19	F-76	CMB-LA0259	Face Plate	7	A-4	GP-013216	Wheel Feed Driving Shaft	25	G2-36
AS-017734	B/T Cylinder Ass'y	33	I1-48	CMB-NB0001	Thread Winder Mes	11	C-3	GP-013217	Hook Shaft	21	G1-48
AS-017735	Thread Tention Adjusting Ass'y	37	J1-1	CST-CB0005	Crank For M-39	47	N-28	GP-013219	Body for Wheel Feed Driving	21	G1-1
AS-017739	Thread Winder Ass'y	11	C-1	CST-CR0010	Head Rest	47	N-22	GP-013221	Saddle (R)-Trimming	21	G1-40
AS-017740	B/T Cylinder L Ass'y	23	G1-95	CST-FD0026	Bed Support Rubber	47	N-6	GP-013229	Bushing (L)	25	G2-17
AS-017746	Thread Tention Adjusting Ass'y	39	J2-1	CST-FF0007	Head Hinge Rubber	47	N-5	GP-013234	Thread Take-up Lever Cover	7	A-7
AS-017750	Solenoid Valve Ass'y	45	M-5	CST-JA0023	Oil Pan	47	N-23	GP-014995	Wheel Feed Holder	21	G1-4
AS-017848	Hook Cover-Trimming	25	G2-50	CST-MF0003	Thread Stand Assembly	47	N-45	GP-015081	Hook Shaft (Eccentric Cam)	25	G2-21
AS-017880	Pulley A'ssy	15	E-49	CST-MF0004	Thread Stand Assembly	47	N-25	GP-015950	Thread Trimming Cam	29	H-47
BR-000067	Needle Cage	33	I1-20	CTA-BD0002	Thread Tension Spring	11	C-5-4	GP-021919	Needle Clamp(Standard:2.4mm)	9	B-23
BR-000096	Upper Shaft Front Bearing	9	B-7	CTA-BJ0001	Thread Tension Spring Stopper	11	C-5-2	GP-023182	Adjust Shaft (A)	49	O-13
BR-000156	Needle Cage	9	B-43	CTT-NB0017	Fixed Mes	47	N-20	GP-023183	Edge Guide Base	49	O-14
BR-000374	B/T Bearing (624ZZ)	23	G1-86	CUF-CB0036	Roller Driving Shaft Crank(R)	33	I1-37	GP-023184	Adjust Shaft (B)	49	O-9
BS-000051	Bushing	13	D-35	CYF-BF0002	Sensor Presser Plate	47	N-35	GP-023185	Return Spring Holder	49	O-10
BS-000051	Front Bushing	33	I1-13	DCR-AD0003	Coupling	15	E-34	GP-023186	Return Spring	49	O-11
BS-000052	Bushing (M)	13	D-42	DGR-AC0014	Wheel Feed Driving Gear (A)	21	G1-22	GP-023187	Fixing Bracket	49	O-20
BS-000052	Rear Bushing	33	I1-16	DGR-AC0015	Wheel Feed Driving Gear (B)	21	G1-23	GP-023188	Fixing Screw for Roller	49	O-6
BS-000053	Bushing	13	D-49	DMPB1-0000	Main Motor	15	E-43	GP-023189	Roller (Large)	49	O-5
BS-000078	Moving Knife Shaft Bushing	29	H-15	DPK-CB0002	Rubber Cap	7	A-44	GP-023190	Roller Fixing Shaft	49	O-3
BS-000086	Feed Gear Bushing	21	G1-12	DPL-BA0009	Timing Belt Pulley(U) Point(A:ø43.38<D - +0.1>	9	B-8	GP-023191	Roller (Small)	49	O-4
BS-000087	B/T Cylinder Bushing	33	I1-47	DPN-AA0172	Head Hinge Holder Bar	47	N-8	GP-023192	Guide Bracket	49	O-17
BS-000091	Gear Box Bushing	27	G2-77	DPN-BC0082	Rod Pin for B/T Cylinder	27	G2-68	GP-023490	Stud for Needle Bar Crank	9	B-32
CA-002735	Synchro Connect Cable	15	E-53	DSC-BA0024	Screw (M6xP1)	15	E-37	GP-024432	Gear Driving Shaft	27	G2-61
CA-003500	Sync. Sensor	15	E-39	DSC-BC0002	Screw (9/64" n=40)	11	C-4	GP-025255	Bushing (L) for G-58	21	G1-45
CA-005324	Pneumatic I/O Cable	45	M-9	DSC-BF0017	Screw (11/64" n=40)	11	C-2	GP-025255	Bushing (L)	25	G2-18

Index

Parts No.	Name of Parts	Page	Ref.No.	Parts No.	Name of Parts	Page	Ref.No.	Parts No.	Name of Parts	Page	Ref.No.
GP-025331	Link Cam	9	B-2	GP-050764	Button Bracket	41	K-14	SC-000736	Screw (M4XL10)	39	J2-18
GP-025627	Fixed Mes	29	H-1	GP-050765	P/U Bracket	43	L-1	SC-000749	Screw (M6×L6)	49	O-12
GP-025632	Fixing Screw For Roller(Small)	49	O-22	GP-050788	Bed Support	7	A-2	SC-000749	Screw (M6×L6)	49	O-16
GP-025672	Needle Bar Frame	33	I1-1-1	GP-050883	Disc for Sub Thread Tension Control	37	J1-21	SC-000750	Screw (M5×L5)	49	O-8
GP-025672	Needle Bar Frame	35	I2-1-1	GP-050883	Disc for Sub Thread Tension Control	39	J2-23	SC-000974	Stopper Screw (M6)	23	G1-99
GP-026297	Button Case	41	K-9	GP-050901	Model Mark	7	A-36	SC-001210	Screw (M2.5×L20)	45	M-11
GP-027468	Presser Bar Lifter	19	F-52	GP-051001	Rear Cover	7	A-39	SC-001847	Screw (M4×P0.7)	17	F-11
GP-028128	Piston	37	J1-14	GP-051003	Cover for B/T Air Cylinder	27	G2-69	SC-001847	Pin Screw	27	G2-82
GP-028128	Piston	39	J2-14	GP-051031	B/T Air Cylinder Cover Packing	27	G2-73	SC-001896	Screw (3/32" n=56)	37	J1-6
GP-028241	Feed Rock Shaft Joint Clamp	13	D-40	GP-051032	Gear Box	27	G2-76	SC-001897	Screw (3/32" n=56)	39	J2-6
GP-028241	Joint Rod Fixibg Body	33	I1-27	GP-051033	Gear Driving Base	27	G2-60	SC-001901	Screw (M3XP0.5)	27	G2-74
GP-028241	Joint Rod Fixibg Body	35	I2-19	GP-051072	Piston Seal (NADUOP 16-1)	27	G2-72	SC-001902	Screw (M4XP0.7)	27	G2-66
GP-029148	Oil Seal For Piston	37	J1-15	GP-051146	Model Mark	7	A-38	SC-001904	Screw (M5×L80)	15	E-45
GP-029148	Oil Seal For Piston	39	J2-15	GP-051234	Upper Shaft Cover	7	A-37	SC-0101-3710	Screw (15/64" n=28)	15	E-50
GP-029151	Cylinder Nipple	37	J1-17	GP-051268	Arm Cover	7	A-42	SC-0101-3710	Screw (15/64" n=28)	35	I2-14
GP-029151	Cylinder Nipple	39	J2-17	GP-051292	Sensor Slit	15	E-36	SC-0103-5607	Screw A (11/64" n=40)	17	F-36
GP-030059	Solenoid Bracket	45	M-7	GP-051416	Upper Cover	7	A-40	SC-0104-5607	Screw B (11/64" n=40)	17	F-37
GP-031774	Hook Shaft Gear	23	G1-63	GP-051795	Safety Switch Bracket	7	A-45	SC-0105-7500	Screw (M4×P0.7)	21	G1-9
GP-032697	Rear Bushing	35	I2-27	GP-051844	Pressure Adjust plate spring	17	F-7	SC-0105-7500	Screw (M4×P0.7)	21	G1-13
GP-032698	Front Bushing	35	I2-22	GP-052668	Body for Wheel Feed Driving	21	G1-1	SC-0105-7500	Screw (M4×P0.7)	21	G1-15
GP-033024	Crank (F)	13	D-38	GR-000033	Wheel Feed Driving Gear(B)	25	G2-44	SC-0108-2350	Screw (M6×P1.0)	21	G1-2
GP-036034	Lower Shaft "A"	15	E-1	PL-000080	Timing Belt Pulley(U) Point	9	B-8	SC-0108-2350	Screw (M6×P1.0)	21	G1-42
GP-037303	Holder for Fixed Mes	29	H-4	PN-000780	Spring Pin	19	F-82	SC-0109-2350	Screw (M6)	33	I1-18
GP-042659	Feed Cam Connecting Rod	13	D-27	PN-000820	Knuckle Pin	23	G1-90	SC-0110-1230	Screw (15/64" n=28)	13	D-26
GP-045359	Feed Cam	13	D-15	PN-000821	Rod Fixed Pin	23	G1-84	SC-0110-1230	Screw (15/64" n=28)	33	I1-12
GP-046519	Collar	25	G2-45	PN-000823	Cylinder Fixed Pin	23	G1-97	SC-0110-1230	Screw (15/64" n=28)	35	I2-12
GP-048797	Rubber Cap	23	G1-80	PN-000824	Thread Release Pin_A	39	J2-20	SC-0112-2302	Screw (9/32" n=28)	9	B-4
GP-048797	Rubber Cap (Ø10.5)	27	G2-58	PN-000825	Thread Release Pin_B	37	J1-13	SC-0119-7600	Screw (11/64" n=40)	29	H-50
GP-048865	Needle Plate - Trimming	21	G1-29	PN-000825	Thread Release Pin_B	39	J2-13	SC-0123-1230	Screw (9/32" n=28)	9	B-3
GP-048927	Clutch Connecting Disc	15	E-12	PN-000826	Guide Pin for B/T Cylinder	27	G2-64-2	SC-0161-8677	Screw (M5×P0.8)	23	G1-52
GP-048971	Roller Driving Shaft Crank	35	I2-33	PPN-AF0023	Pin (Ø3×20)	47	N-32	SC-0162-5607	Screw (M5×0.8)	29	H-18
GP-049442	Cover	13	D-37	PSC-AC0006	Screw (M6×1.0)	25	G2-13	SC-0162-5607	Screw (M5×0.8)	29	H-41
GP-049442	Cover	13	D-44	PSC-AC0018	Screw (M4×P0.7)	11	C-1-19	SC-0162-5607	Screw (M5×P0.8)	31	H-61
GP-049442	Cover	13	D-51	PSC-AC0035	Screw (M4XP0.7)	27	G2-67	SC-0164-2700	Screw (M5×P0.8)	9	B-15
GP-049442	Cover	33	I1-15	PSC-AC0041	Screw(M4XL8)	7	A-52	SC-0164-2700	Screw (3/16" n=28)	19	F-53
GP-049442	Needle Cage Cover	35	I2-24	PSC-AC0041	Screw (M4XL8)	47	N-38	SC-0164-2700	Screw (M5×P0.8)	21	G1-18
GP-050554	Motor Cover	7	A-35	PSC-AC0159	Screw (M2xP0.4)	7	A-50	SC-0164-2700	Screw (M5×P0.8)	21	G1-24
GP-050558	Rear Cover	7	A-33	PSC-BA0001	Screw (M3×L10)	15	E-40	SC-0164-2700	Screw (M5×P0.8)	21	G1-47
GP-050561	Main Motor Base	15	E-31	PSC-BH0010	Screw(9/64" n=40)	37	J1-32	SC-0164-2700	Screw (M5×P0.8)	23	G1-66
GP-050564	Sensor Bracket For Upper Stop	15	E-38	PSC-BH0010	Screw(9/64" n=40)	39	J2-36	SC-0164-2700	Screw (M5×0.8)	29	H-14
GP-050594	Bearing Block	23	G1-88	PSC-CB0001	Screw (M6×P1)	15	E-35	SC-0175-1230	Screw (11/64" n=40)	25	G2-2
GP-050595	Cylinder Knuckle	23	G1-89	PSC-CB0002	Screw (M4×P0.7)	11	C-1-14	SC-0175-4522	Screw (11/64" n=40)	49	O-21
GP-050596	Cylinder Bracket	23	G1-94	PSC-CB0017	Screw (M4×0.7)	47	N-33	SC-0180-3800	Screw (11/64" n=40)	17	F-14
GP-050601	Bobbin Winder Driving Wheel	9	B-14	PSC-DD0001	Nail	47	N-24	SC-0180-4111	Screw (11/64" n=40)	9	B-22
GP-050602	Bobbin Stand	11	C-1-8	PSC-DD0001	Screw	47	N-49	SC-0183-2700	Screw (15/64" n=28)	17	F-17
GP-050603	Bobbin Winder Action Body	11	C-1-3	PSR-AC0002	E-Ring (Ø5)	11	C-1-16	SC-0183-2700	Screw (15/64" n=28)	19	F-71
GP-050604	Arm Thread Guide(Upper)	37	J1-23	PTC-AG0001	Nylon Clip	47	N-29	SC-0189-380A	Screw (11/64" n=40)	29	H-5
GP-050604	Arm Thread Guide(Upper)	39	J2-25	PTL-AB0001	L Wrench (2mm)	47	N-12	SC-0211-7500	Screw (M4×0.7)	29	H-11
GP-050605	Thread Tension Adjusting Plate	37	J1-25	PTL-AB0002	L Wrench (5mm)	47	N-16	SC-0302-8260	Screw (M4×P0.7)	25	G2-9
GP-050609	Gear Cover "C"(Left, Upper)	23	G1-75	PTL-AB0003	L Wrench (2.5mm)	47	N-13	SC-0302-8620	Screw (11/64" n=40)	21	G1-30
GP-050610	Gear Cover "D"(Left, Lower)	23	G1-76	PTL-AB0004	L Wrench (4mm)	47	N-15	SC-0305-5607	Screw (3/16" n=32)	13	D-46
GP-050611	Gear Cover "E"(Right, Upper)	23	G1-78	PTL-AB0005	L Wrench (3mm)	47	N-14	SC-0307-1230	Screw (3/16" n=32)	13	D-20
GP-050612	Gear Cover "F"(Right, Lower)	23	G1-77	PTL-BA0001	Driver (Large)	47	N-18	SC-0307-1230	Screw (3/16" n=32)	19	F-65
GP-050613	Thread Guide	39	J2-34	PWS-AA0021	Washer	11	C-1-12	SC-0307-1230	Screw (3/16" n=32)	35	I2-29
GP-050614	Thread Tension Adjusting Plate	39	J2-27	PWS-CA0005	Washer (Ø6)	25	G2-12	SC-0307-1230	Screw (3/16" n=32)	35	I2-34
GP-050616	B/T Cylinder Support	33	I1-35	RI-000046	O-Ring (P6)	27	G2-71	SC-0307-4122	Screw (3/16" n=32)	7	A-3
GP-050617	Roller Shaft Hinge Body	17	F-16	SC-000161	Screw (M6×L25)	23	G1-82	SC-0307-4122	Screw (3/16" n=32)	9	B-6
GP-050619	Roller Shaft Lifting Cylinder Basket	19	F-73	SC-000367	Screw (M6×P1.0)	13	D-17	SC-0307-4122	Screw (3/16" n=32)	33	I1-23
GP-050620	Roller Shaft Connecting Link	33	I1-19	SC-000398	Screw (M5×0.8)	25	G2-25	SC-0317-2700	Screw (15/64" n=28)	13	D-31
GP-050621	Roller Shaft Crank	33	I1-38	SC-000585	Screw (M4XP0.7)	27	G2-70	SC-0317-2700	Screw (15/64" n=28)	13	D-48
GP-050623	B/T Cylinder Basket Plate	33	I1-44	SC-000588	Screw (M5×L7.5)	49	O-18	SC-0317-2700	Screw (15/64" n=28)	13	D-54
GP-050624	Roller Shaft Lifting Cylinder Connecting Rod	19	F-74	SC-000736	Screw (M4XL10)	37	J1-18	SC-0317-2700	Screw (15/64" n=28)	15	E-3

Index

Parts No.	Name of Parts	Page	Ref.No.	Parts No.	Name of Parts	Page	Ref.No.	Parts No.	Name of Parts	Page	Ref.No.
SC-0317-2700	Screw (15/64" n=28)	15	E-6	SC-A174-1230	Screw (11/64" n=40)	7	A-34				
SC-0317-2700	Screw (15/64" n=28)	15	E-18	SC-A174-1230	Screw (11/64" n=40)	13	D-12				
SC-0317-2700	Screw (15/64" n=28)	17	F-5	SC-A174-1230	Screw (11/64" n=40)	13	D-41				
SC-0317-2700	Screw (15/64" n=28)	19	F-55	SC-A174-1230	Screw (11/64" n=40)	23	G1-59				
SC-0317-2700	Screw (15/64" n=28)	21	G1-21	SC-A174-1230	Screw (11/64" n=40)	27	G2-90				
SC-0317-2700	Screw (15/64" n=28)	21	G1-44	SC-A174-1230	Screw (11/64" n=40)	33	I1-28				
SC-0317-2700	Screw (15/64" n=28)	23	G1-98	SC-A174-1230	Screw (11/64" n=40)	35	I2-20				
SC-0317-2700	Screw (15/64" n=28)	29	H-33	SC-A308-4517	Screw (1/4" n=40)	9	B-10				
SC-0317-2700	Screw (15/64" n=28)	33	I1-30	SC-A308-4517	Screw (1/4" n=40)	15	E-11				
SC-0317-2700	Screw (15/64" n=28)	35	I2-26	SC-A308-4517	Screw (1/4" n=40)	15	E-21				
SC-0317-4517	Screw (15/64" n=28)	9	B-5	SC-A308-4517	Screw (1/4" n=40)	15	E-27				
SC-0337-2350	Screw (M2 X PO.4)	41	K-7	SC-A308-4517	Screw (1/4" n=40)	29	H-48				
SC-0351-1600	Screw (3/16" n=32)	17	F-34	SC-A350-4515	Screw (1/8" n=40)	9	B-26				
SC-0352-4515	Screw (3/16" n=28)	9	B-40	SC-A477-4128	Pivot Screw (M4XP0.7)	17	F-30				
SC-0352-7400	Screw (3/16" n=28)	17	F-2	SC-A477-4128	Pivot Screw	21	G1-38				
SC-0352-7400	Screw (3/16" n=28)	17	F-10	SC-A477-4128	Hinge Screw	27	G2-85				
SC-0352-7400	Screw (3/16" n=28)	29	H-16	SN-000325-00	Nut for Sub Thread Tension Control	37	J1-19				
SC-0365-3710	Screw (9/64" n=40)	7	A-30	SN-000325-00	Nut for Sub Thread Tension Control	39	J2-21				
SC-0365-3710	Screw (9/64" n=40)	15	E-41	SN-0102-3800	Nut (M6)	23	G1-100				
SC-0365-3710	Screw (9/64" n=40)	23	G1-79	SN-0119-4000	Nut (3/16" n=28)	13	D-6				
SC-0365-3710	Screw (9/64" n=40)	25	G2-57	SN-0121-4000	Nut (15/64" n=28)	29	H-44				
SC-0365-3710	Screw (9/64" n=40)	29	H-54	SN-0121-4000	Nut (15/64" n=28)	29	H-46				
SC-0365-3710	Screw (9/64" n=40)	29	H-57	SP-000126	Cylinder Spring	23	G1-93				
SC-0498-3710	Screw (11/64" n=28)	47	N-36	SP-000129	Thread Take-Up Spring	37	J1-4				
SC-0502-2302	Screw (9/64" n=40)	7	A-8	SP-000130	Thread Take-Up Spring	39	J2-4				
SC-0502-2302	Screw (9/64" n=40)	29	H-2	SP-000132	Thread Tension Control Sping	37	J1-9				
SC-0517-8670	Screw (1/8" n=44)	21	G1-28	SP-000132	Thread Tension Control Sping	39	J2-9				
SC-0517-8670	Screw (1/8" n=44)	23	G1-68	ST-000186	Lower Shaft "B"	15	E-13				
SC-0517-8670	Screw (1/8" n=44)	25	G2-47	ST-000431	Middle Shaft	15	E-22				
SC-0519-2302	Screw (9/64" n=40)	7	A-19	ST-000433	Thread Winder Driving Shaft	11	C-1-2				
SC-0523-1230	Screw (3/16" n=28)	7	A-21	ST-000434	Stud For Sub Thread Adjusting	37	J1-22				
SC-0523-1230	Screw (3/16" n=28)	7	A-25	ST-000434	Stud For Sub Thread Adjusting	39	J2-24				
SC-0523-1230	Screw (11/64" n=40)	9	B-28	ST-000435	Stud for Tension Control A	39	J2-19				
SC-0531-4125	Screw (9/64" n=40)	37	J1-28	ST-000436	Roller Shaft B	17	F-21				
SC-0531-4125	Screw (9/64" n=40)	39	J2-31	ST-000437	Roller Shaft A	17	F-20				
SC-0536-7500	Screw (3/32" n=56)	7	A-17	ST-000438	Roller Driving Shaft	33	I1-24				
SC-0542-1230	Screw (11/64" n=40)	13	D-22	ST-000477	Shaft for Adjusting Thread Tesion	37	J1-5				
SC-0543-2302	Screw (11/64" n=40)	7	A-32	ST-000478	Stud for Tension Control	37	J1-12				
SC-0543-2302	Screw(11/64 n=40)	7	A-43	ST-000478	Stud for Tension Control	39	J2-12				
SC-0543-2302	Screw (11/64" n=40)	33	I1-4	ST-000493	Shaft for Adjusting Thread Tesion	39	J2-5				
SC-0543-2302	Screw (11/64" n=40)	35	I2-4	ST-000500	Upper Shaft	9	B-1				
SC-0543-2302	Screw (11/64" n=40)	41	K-13	ST-000505	Lower Shaft "A"	15	E-52				
SC-0543-2302	Button Bracket Screw	41	K-15	STT07A-00001	Thread Trimming Solenoid	29	H-51				
SC-0548-7400	Screw (3/16" n=32)	7	A-26	WS-000584	Washer	27	G2-59				
SC-0549-2125	Screw (1/8" n=40)	9	B-20	WS-000609	Washer	9	B-31				
SC-0549-2125	Screw (1/8" n=44)	23	G1-74	WS-000628	Spring Washer	23	G1-92				
SC-0549-2302	Screw (1/8" n=44)	25	G2-52	WS-000629	Roller Shaft Washer	17	F-23				
SC-A117-4417	Screw (1/4" n=40)	9	B-9		CD Manual	47	N-49				
SC-A117-4417	Screw (1/4" n=40)	15	E-10		Nail	47	N-43				
SC-A117-4417	Screw (1/4" n=40)	15	E-20								
SC-A121-4122	Screw (3/32" n=56)	29	H-7								
SC-A131-1230	Screw (1/8" n=44)	23	G1-55								
SC-A131-1230	Screw (1/8" n=44)	25	G2-27								
SC-A156-4118	Screw (9/64" n=40)	9	B-25								
SC-A170-4124	Screw (9/64" n=40)	7	A-23								
SC-A170-4124	Screw (9/64" n=40)	7	A-28								
SC-A170-4124	Screw (9/64" n=40)	23	G1-70								
SC-A170-4124	Screw (9/64" n=40)	23	G1-72								
SC-A170-4124	Screw (9/64" n=40)	29	H-9								
SC-A170-8670	Screw (9/64" n=40)	25	G2-49								
SC-A174-1230	Screw (11/64" n=40)	7	A-5								
SC-A174-1230	Screw (11/64" n=40)	7	A-14								

