



PARTS BOOK

KM-957 Series

롤러 구동 포스트 베드형 1본침
본봉 침송 재봉기

Post Bed, Wheel Feed With Driven Roller Foot,
1-Needle, Needle Feed, Lock Stitch Machine

KM-967 Series

롤러 구동 포스트 베드형 2본침
본봉 침송 자동사절 재봉기

Post Bed, Wheel Feed With Driven Roller Foot,
2-Needle, Straight Lock Stitch Machine

PME-131121

Information

A. Parts Book 구성

Structure of Part Book

① **A** Arm, Bed & Machine Body Mechanism
팔, 침대 및 의장품 관계

②

③

④ ⑤ ⑥ ⑦ ⑧ ⑨

Ref. No.	Parts No.	Note	Name of Parts	중 명	Q'ty	Assembly No.
A-1	0P-212441-03		Arm	팔	1	
A-2	0P-210073-06		Bed	침대	1	
A-4	0P-210710-00		Face Plate	면판	1	
A-5	01-0004-10M		Face Plate Gasket	면판 가스켓	1	
A-6	01-4174-4122		Screw(L)1/84*mm2	볼트	10	
A-7	01-1101-1310		Rubber Cap For Face Plate	면판 고무캡	2	
A-9	01-001M-1310		Caution S/Screw	경고 스크류	1	
A-8	0P-210713-00		Thermap Layer Cover	발열기 피막	1	
A-10	01-0203-04*mm2		Screw(S)1/84*mm2	볼트(S)1/84*mm2	1	
A-11	0P-217461-00		Bed Cover(L)	침대 커버(좌)	1	
A-12	01-0144-1310M		Bed Cover Gasket(L)	침대 커버 가스켓(좌)	1	
A-13	01-0243-1310		Screw(L)1/84*mm2	볼트(S)1/84*mm2	14	
A-13-1	4B-0244-1000		Washer	와셔	2	
A-14	0P-217501-00		Bed Cover(R)	침대 커버(우)	1	
A-15	01-017M-1310M		Bed Cover Gasket(R)	침대 커버 가스켓(우)	1	
A-16	440211-100M		T/Tank Rubber Cap	고압 탱크 고무캡	1	
A-17	01-007A-1310		Thread Guide with Three Poles	세극용 실선지(3극)	15Set	
A-19	01-0201-1310		Thread Guide(L)	실선지(좌)	1	
A-20	01-0202-1310		Thread Guide(R)	실선지(우)	3	
A-21	01-0100-1310		Thread Guide(H)	실선지(중)	1	
A-22	01-016411-00		Arm Thread Guide Assy	팔 실선지 실선지(중)	1	
A-23	11-0175-7500		Nut	너트	1	
A-24	01-02031-1310M		Thread Guide(S)	실선지(중)	1	
A-25	010275-100M	H	Siscon Tank Assy	실리콘 탱크 용접(중)	15Set	
A-26	010206-100M	H	Siscon Tank	실리콘 탱크 용접	1	
A-27	010206-100M	H	Siscon Oil Window	실리콘 유창	1	
A-28	010240-100M	H	Siscon Part	실리콘 부품 용접	1	
A-29	0P-213051-00	H	Part for Siscon Oil Supply	실리콘 기름 공급 부품	1	
A-30	01-0164-1310M	H	Screw(L)1/84*mm2	볼트(S)	1	
A-31	04-0241-1310		Arm Upper Part Rubber Cap	팔 상부 고무 캡	2	
A-33	04-0201-130M		Needle Bar Rubber Cap	바늘봉 고무 캡	4	
A-34	01-0431-042L		Rubber Cap(L)	고무캡(좌)	4	
A-35	44-0211A-7400		Rubber Cap(S)	고무캡(중)	7	
A-36	01-0175-1310M		Bed Rubber	침대 고무	1	
A-37	0P-212917-00	H	Welder (Screw(H))	용접 스크류(중)용접	1	
A-38	0P-212918-00	M	Welder (Screw(M))	용접 스크류(중)용접	1	
A-39	0P-212921-00	L	Welder (Screw(L))	용접 스크류(중)용접	1	
A-40	0P-212922-00	K	Welder (Screw(K))	용접 스크류(중)용접	1	
A-41	01-0211-1310M		Tap Cover	타프 커버 용접(중)	2	
A-42	01-0214-1310M		Tap Cover	타프 커버	1	
A-43	41-014-130M		Siscon Winder Assy	실선기(중)	15Set	
A-44	41-02011-100M		Siscon Winder (Base Assy)	실선기 베이스(중)	1	
A-45	41-0205A-130M		Siscon Winder (Shaft)	실선기 구동축	1	
A-46	0P-210000-00	S, Other	Screw(S)	볼트 (중)용접	1	
A-47	01-0100-7500		Screw(S)	볼트(S)	1	
A-48	41-02001-100M		Siscon Winder	실선기 지름지	1	
A-49	01-0104-550T		Screw(L)1/84*mm2	볼트(S)	2	
A-50	41-02001-100M		Siscon Winder Action Ring	실선기 지름지	1	
A-51	41-02001-100M		Siscon Winder Shaft Rubber Ring	실선기 구동축 고무링	1	
A-52	41-02100-100M		Siscon Winder Spline	실선기 피치	1	
A-53	41-02110-100M		Siscon Winder Adjusting Plate	실선기 조정판	1	
A-54	01-0130-1310		Screw(L)1/84*mm2	볼트(S)1/84*mm2	1	
A-55	01-017M-1310		Washer	와셔	1	
A-56	41-02110-100M		Siscon Winder Lower Shaft	실선기 하부 축	1	
A-57	41-02140-100M		Siscon Winder Adjusting Term	실선기 조정판	1	
A-58	01021501-4113		Screw(M)4x2.7	볼트(S)	1	

Note: P= Heavy Material(중량재), M=Medium Material(중량재), H= Pneumatic Heavy Material(공압식 중량재)
L= Light Material(저중량재), K=Roll Material(롤재), EL=Large Shuble Hole(대 시틀 홀)

①: 관계 별 고유 코드

Unique code by mechanism

②: 관계 별 고유 명칭

Unique name by mechanism

③: 관계도

Explode view

④ Ref.No.: 파트별 고유 식별 번호

Unique identification number by part

⑤ Parts No.: 고유 제품 코드

Unique Product code

Ex)

구분 Category	Code	비고 remarks
구 부품 Old part	01-030C-1230	
신 부품 New Part	AS-000000-00	조(組) 파트 Set parts
	GP-000000-00	기구적 파트 Instrumental parts
	EP-000000-00	전기적 파트 Electrical parts

⑥ Note: 공지사항 표기 및 메모

Refers to notice and memo

⑦ 품

명: 파트의 고유 품명

Name of Part: Unique name of parts

⑧ Q'ty : 파트의 수량

The number of parts

⑨ Assembly no.: 조(組) 파트의 식별 번호

Unique identification number by set part

Warning

1. 조에 속한 파트는 개별 조립 시 제품의 파손 또는 재봉 불량 발생될 수 있어 해당 파트에 대한 주문 시에는 조 품목으로만 구입이 가능합니다.
2. 본 책자는 Parts Book으로 제작되었으므로 매뉴얼로 사용 불가합니다.
3. 사전 예고 없이 사양이 변경 될 수도 있습니다.

1. The parts classified as ass'y items may cause damage to the machine or bad sewing when they are separately assembled. Hence, when they are ordered, they can be purchased as ass'y items only.
2. This is a parts book. It cannot be used as a manual.
3. Parts are Subject to change in Design Without Prior Notice.

Note

- 썬스타 제품의 부품은 아래 인터넷주소로 접속하시어 신청할 수 있습니다.
<http://www.sunstarcs.com>
- 가입된 회원께서는 썬스타 포탈 사이트에 로그인후 필요한 부품을 신청할 수 있습니다.
- 부품관리-발주관리-발주등록 항목에서 부품번호와 신청수량을 입력하여 등록하시면 발주가 됩니다.
- 부품번호를 모르시는 경우 파츠북 조회를 클릭하시고 사용하는 기종을 검색하여 선택하시면 해당 기종의 파츠북을 조회할 수 있습니다.
- 파츠북은 관계별로 구분되어 있으며 관계를 알고 있다면 부품 찾기가 용이합니다.
- You can make an order for the parts of Sunstar machine to connect internet address.
<http://www.sunstarcs.com>
- You can request for parts you want after login if you are a registered member.
- In parts Management - Order Management - Order Registration entry, you can place an order by entering the part number and quantity.
- If you don't know the parts number, click the parts book menu bar.
In a download list, you can read parts book by searching model you use.
- This parts book is classified by the mechanism, therefore you can find part easily.

MODEL

● **KM-957**

Post Bed, Wheel Feed With Driven Roller Foot, 1-Needle, Needle Feed Lock Stitch Machine
롤러 구동 포스트 베드형 1본침 본봉 침송 재봉기

● **KM-957-7**

Post Bed, Wheel Feed With Driven Roller Foot,
1-Needle, Needle Feed Lock Stitch Machine With Automatic Thread Trimmer
롤러 구동 포스트 베드형 1본침 본봉 침송 자동사절 재봉기

● **KM-957SR**

Small Saddle, Post Bed, Wheel Feed With Driven Roller Foot, 1-Needle, Needle Feed Lock Stitch Machine
롤러 구동 소형 새들 포스트 베드형 1본침 본봉 침송 재봉기

● **KM-967**

Post Bed, Wheel Feed With Driven Roller Foot, 2-Needle, Straight Lock Stitch Machine
롤러 구동 포스트 베드형 2본침 본봉 재봉기

● **KM-967-7**

Post Bed, Wheel Feed With Driven Roller Foot,
2-Needle, Straight Lock Stitch Machine With Automatic Thread Trimmer
롤러 구동 포스트 베드형 2본침 본봉 자동사절 재봉기

CONTENTS

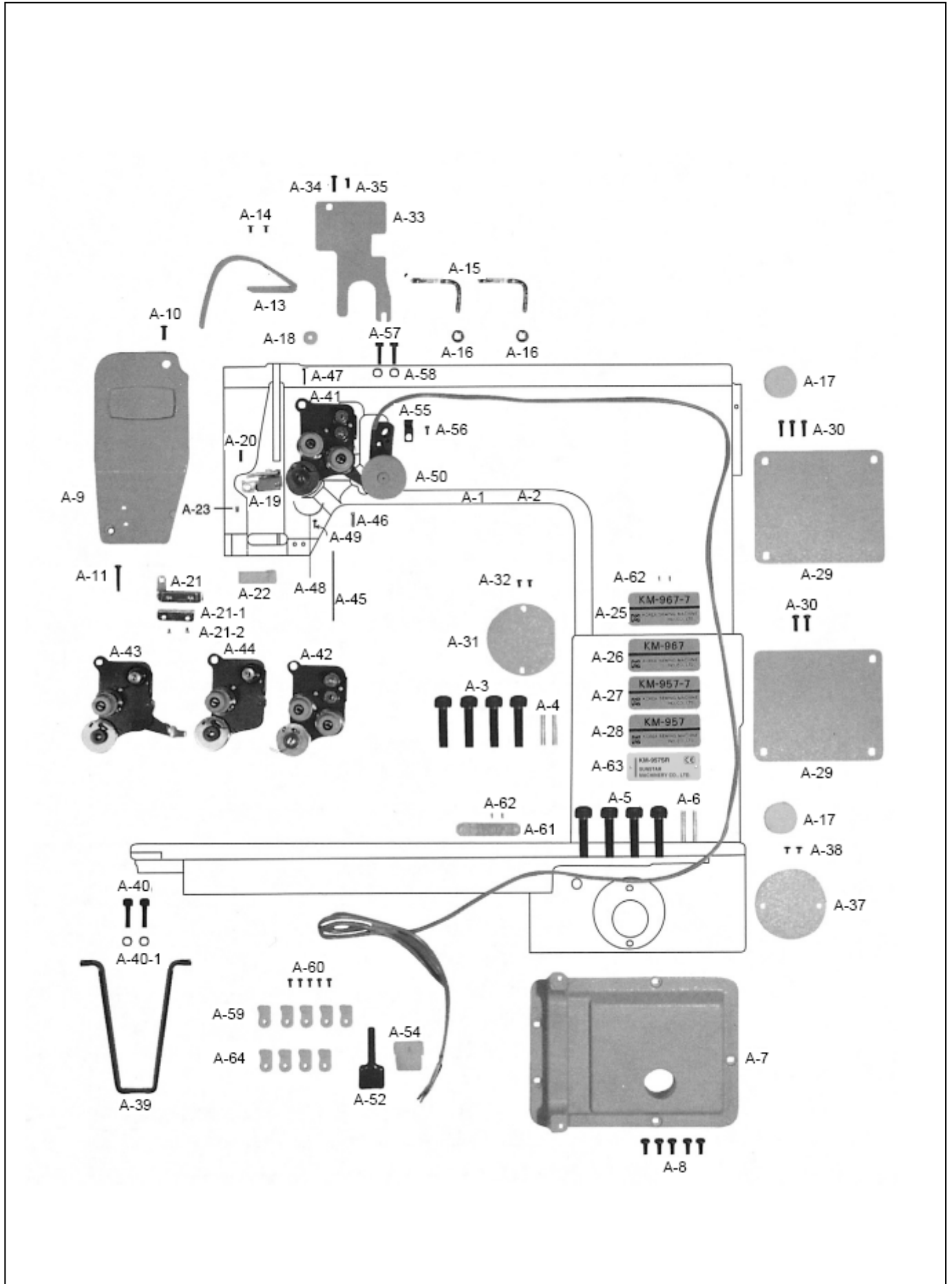
목 차

A	Machine Body & Thread Adjusting Mechanism 두부 외장 및 실조절 장치 관계	6
B	Upper Shaft & Needle Bar & Thread Take-up Mechanism 상축, 바늘대, 실채기 관계	10
C	Feed Mechanism 피이드 관계	12
D	Middle Shaft & Lower Shaft Mechanism 하축 & 중간축 관계	14
E	Presser Bar Mechanism 누름대 관계	18
F	Post & Hook Mechanism (KM-967) 포스트 & 훅 관계 (KM-967)	22
G	Saddle & Hook Mechanism (KM-957) 새들 및 훅 관계 (KM-957)	26
H	Thread Trimmer Mechanism 사절 관계	30
I	Needle Bar Rocking Mechanism 바늘대 요동 관계	34
J	Synchronizer Mechanism 외장형 싱크로나이저 관계	36
K	Needle Bar Up/Down Button Mechanism 바늘대 상/하 버튼 관계	38
L	Program Unit Box & Presser Foot Lifting Solenoid Mechanism 프로그램 유니트 박스 및 자동무릎올림 솔레노이드 관계	40
M	Accessories Mechanism 액세서리 관계	42
N	Gauge Parts 게이지 관계	44
O	Small Saddle Mechanism (KM-957SR) 소형 새들 관계 (KM-957SR)	46
P	Roller Edge Guide Mechanism (Option) 롤러 엷지 가이드 관계 (선택사양)	50
	Index 인덱스	52

A

Machine Body & Thread Adjusting Mechanism

두부 외장 & 실조절 장치 관계





Ref. No.	Parts No.	Note	Name of Parts	품 명	Q'ty		Applied Period
					A	B	
A-1	AS-003197-01	A,B	Arm, Arm Base, Bed-Trimming	Arm, Arm받침, Bed(組)-사절(用)	1	1	Mar.30.10
	01-001A-9577	A,B	Arm, Arm Base, Bed-Trimming	Arm, Arm받침, Bed(組)-사절(用)	1	1	
A-2	AS-016937-00	A1,B1	Arm, Arm Base, Bed-Non Trimming	Arm, Arm받침, Bed(組)-비사절(用)	1	1	Mar.30.10
	01-001A-9570	A1,B1	Arm, Arm Base, Bed-Non Trimming	Arm, Arm받침, Bed(組)-비사절(用)	1	1	
A-3	PSC-AC009000		Screw (M10×1.5)	암받침 결합볼트	4	4	
A-4	06-032P-7400		Pin (Ø7×34.4)	암베드 결합핀	2	2	
A-5	PSC-AC009000		Screw (M10×1.5)	암받침 결합볼트	4	4	
A-6	06-032P-7400		Pin (Ø7×34.4)	암베드 결합핀	2	2	
A-7	CAB-BA000502		Bed Support	Bed 받침	1	1	Mar.03.12
A-8	SC-0307-4122		Screw (3/16"n=32)	홈볼이 납작 작은나사(3/16"n=32)	5	5	
A-9	01-010A-9570		Face Plate	면판	1	1	
A-10	DSC-BF001000		Screw (11/64"n=40)	홈볼이 납작 작은나사(11/64"n=40)	1	1	
A-11	DSC-BJ005300		Screw (11/64"n=40)	홈볼이 둥근납작 작은나사(11/64"n=40)	1	1	
A-13	CMB-LA011700		Thread Take-up Lever Cover	실채기 커버	1	1	
A-14	DSC-BJ001400		Screw (9/64"n=40)	홈볼이 냄비 작은나사(9/64"n=40)	2	2	
A-15	CMB-HK002700		Thread Retainer	세구멍 실걸이	2	1	
A-16	DSN-AA000700		Nut (15/64"n=28)	육각 너트 (15/64"n=28)	2	1	
A-17	DPK-CB002600		Rubber Cap (Ø25.4)	암 고무마개(大)	2	2	
A-18	DPK-CB001100		Rubber Cap (Ø10.5)	고무마개(Hole)	1	1	
A-19	CMB-HK005800		Arm Thread Guide Plate	암 실안내(上)	1	1	
A-20	DSC-BF001000		Screw (11/64"n=40)	홈볼이 납작 작은나사(11/64"n=40)	1	1	
A-21	CMB-HK005500		Arm Thread Guide Plate(L)	암 실안내(下)	1	1	
A-21-1	CLB-BG003800		Felt For Upper Thread Supply	윗실 급유 felt 잡이	1	1	
A-21-2	DSC-BJ001600		Screw (3/32"n=56)	홈볼이 둥근납작 작은나사(3/32"n=56)	2	2	
A-22	CLB-JL006500		Felt (8×32)	윗실 급유 felt	1	1	
A-23	DSC-BC000200		Screw (9/64"n=40)	홈볼이 둥근접시 작은나사(9/64"n=40)	1	1	
A-25	CMB-LD014301	A	Model Mark (KM-967-7)	모델마크 (KM-967-7)	1	.	Oct.19.10
A-26	CMB-LD014401	A1	Model Mark (KM-967)	모델마크 (KM-967)	1	.	Oct.19.10
A-27	CMB-LD014501	B	Model Mark (KM-957-7)	모델마크 (KM-957-7)	.	1	Oct.19.10
A-28	CMB-LD014601	B1	Model Mark (KM-957)	모델마크 (KM-957)	.	1	Oct.19.10
A-29	01-032A-9570		Rear Cover	뒷뚜껑	2	2	
A-30	DSC-BF008400		Screw (3/16"n=28)	홈볼이 납작 작은나사(3/16"n=28)	5	5	
A-31	CMB-LB009800		Bearing Cover	베어링 커버	1	1	
A-32	SC-A170-4122		Screw (9/64"n=40)	홈볼이 냄비 작은나사(9/64"n=40)	2	2	
A-33	CMB-LB010500		Presser Bar Lifter Plate Cover	누름대 올리기 운동판 커버	1	1	
A-34	DSC-BF008400		Screw (3/16"n=28)	홈볼이 납작 작은나사(3/16"n=28)	1	1	
A-35	DSC-BF000600		Screw (3/16"n=32)	홈볼이 냄비 작은나사(3/16"n=32)	1	1	
A-37	CMB-LB010400		Bed Hole Cover	베드 구멍마개	1	1	
A-38	SC-A170-4122		Screw (9/64"n=40)	홈볼이 냄비 작은나사(9/64"n=40)	2	2	
A-39	CMB-BB009200		Bed Leg	베드 다리	1	1	Jan. 11. 11
A-40	PSC-AC000600		Screw (M6×1.0)	육각구멍볼이 보울트(M6×1.0)	2	2	
A-40-1	PWS-CA000500		Washer (Ø6×t1.5)	와셔	2	2	
A-41	40-001A-9677	A	Thread Tension Control Ass'y	실 조절 장치(組)	1	.	
A-42	40-002A-9670	A1	Thread Tension Control Ass'y	실 조절 장치(組)	1	.	
A-43	40-003A-9577	B	Thread Tension Control Ass'y	실 조절 장치(組)	.	1	
A-44	40-004A-9570	B1	Thread Tension Control Ass'y	실 조절 장치(組)	.	1	
A-45	40-109P-9570		Tension Releasing Shaft	실 늦추기 축 (C)	1	1	
A-46	DSC-BJ005300		Screw (11/64"n=40)	바늘대 후레임 안내판 썸나사B	1	1	
A-47	DSC-BJ000400		Screw (11/64"n=40)	홈볼이 둥근납작 작은나사(11/64"n=40)	1	1	
A-48	CTA-BJ001900		Stopper for Thread Take-up Spring	실조절 장치 스토퍼	1	1	
A-49	SC-0531-4125		Screw (9/64"n=40)	홈볼이 둥근납작 작은나사(9/64"n=40)	1	1	
A-50	40-006A-9577	A,B	Tension Release Solenoid Ass'y(4)	실 늦추기 솔레노이드(組)	1	1	
A-52	17-437C-7907	A,B	Tube for A-50	사각 튜브(小)	1	1	
A-54	08-010B-3701	A,B	Plug for A-50	플러그 1490P1(백색)	1	1	
A-55	DTC-AH000100	A,B	Cable Holder	케이블 잡이	1	1	
A-56	SC-0531-4125	A,B	Screw (9/64"n=40)	홈볼이 둥근납작 작은나사(9/64"n=40)	1	1	
A-57	SC-0162-4113	A,B	Screw (M5×0.8)	육각구멍볼이 보울트(M5×0.8)	2	2	

NOTE:

A=KM-967-7

A1=KM-967

B=KM-957-7

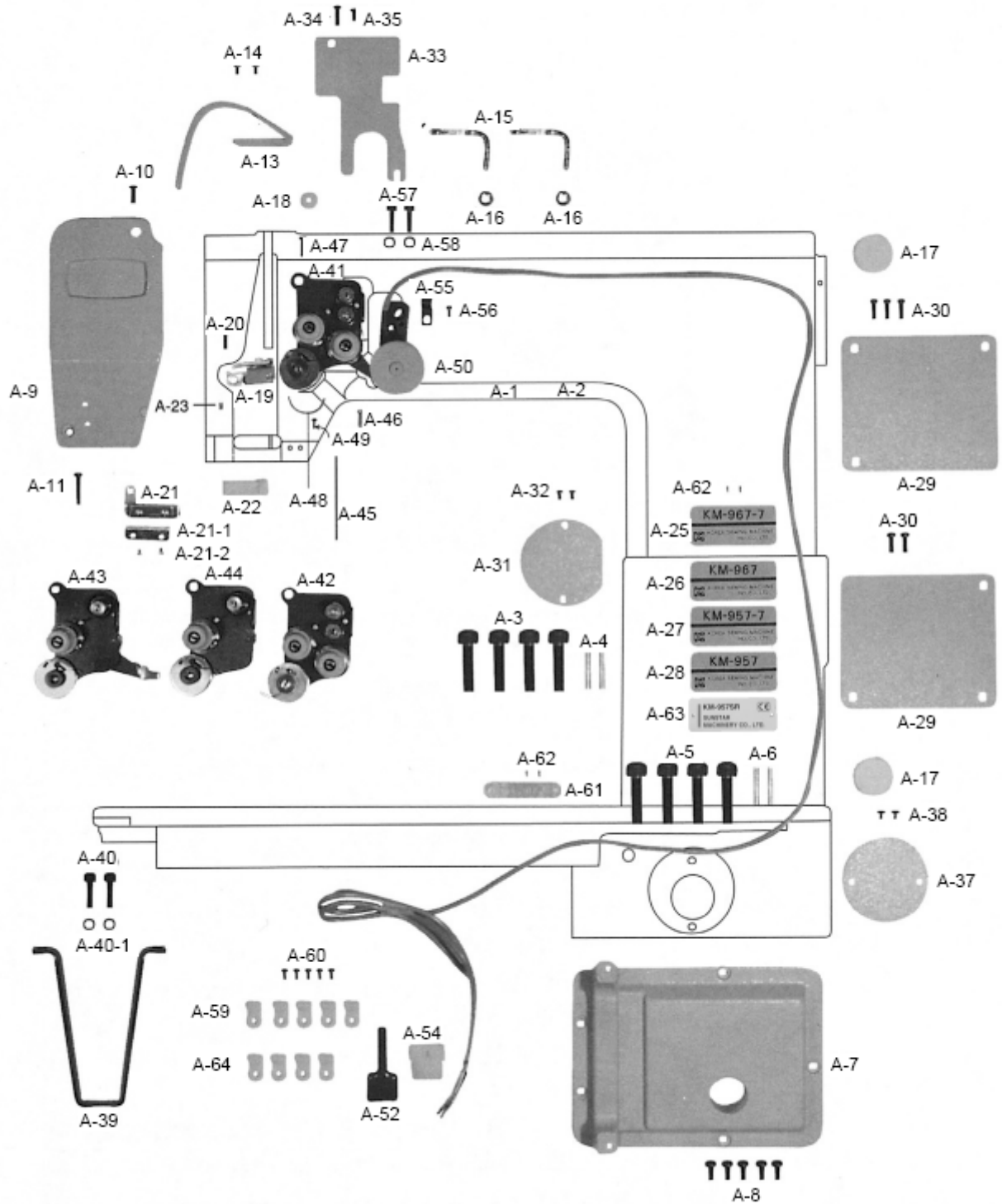
B1=KM-957

□=Common Part

A

Machine Body & Thread Adjusting Mechanism

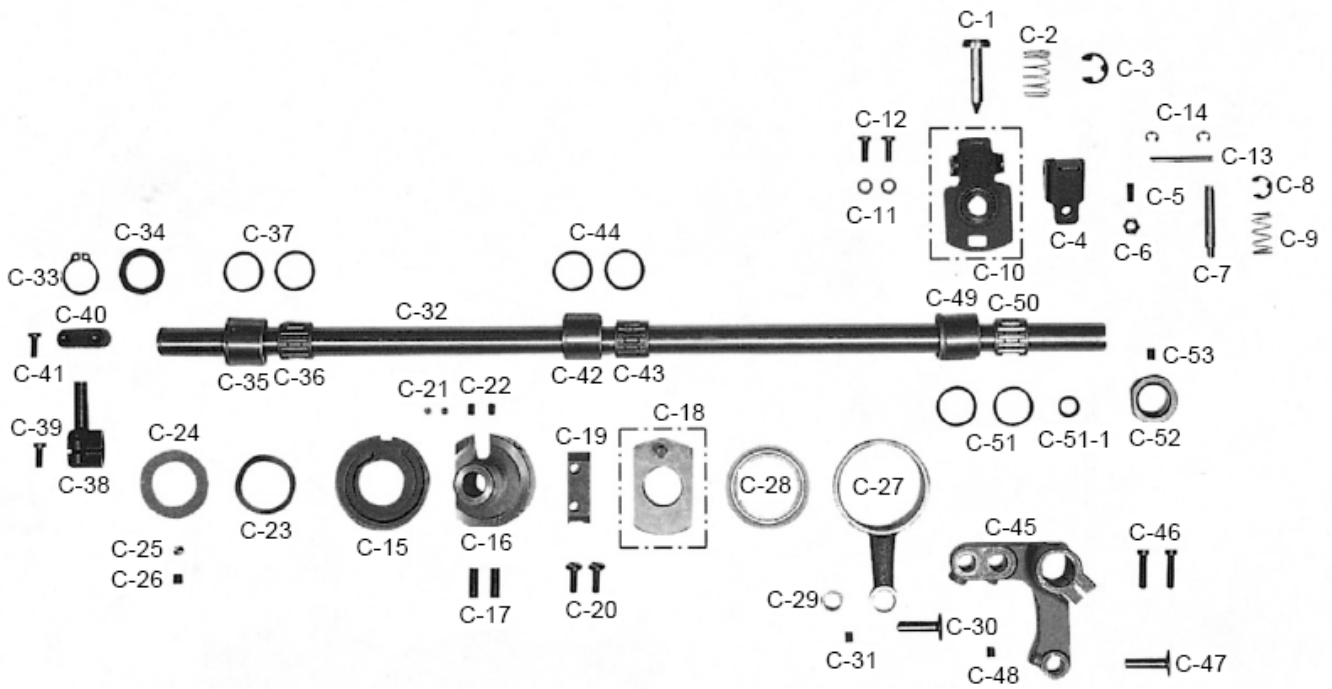
두부 외장 & 실조절 장치 관계



C

Feed Mechanism

피이드 관계



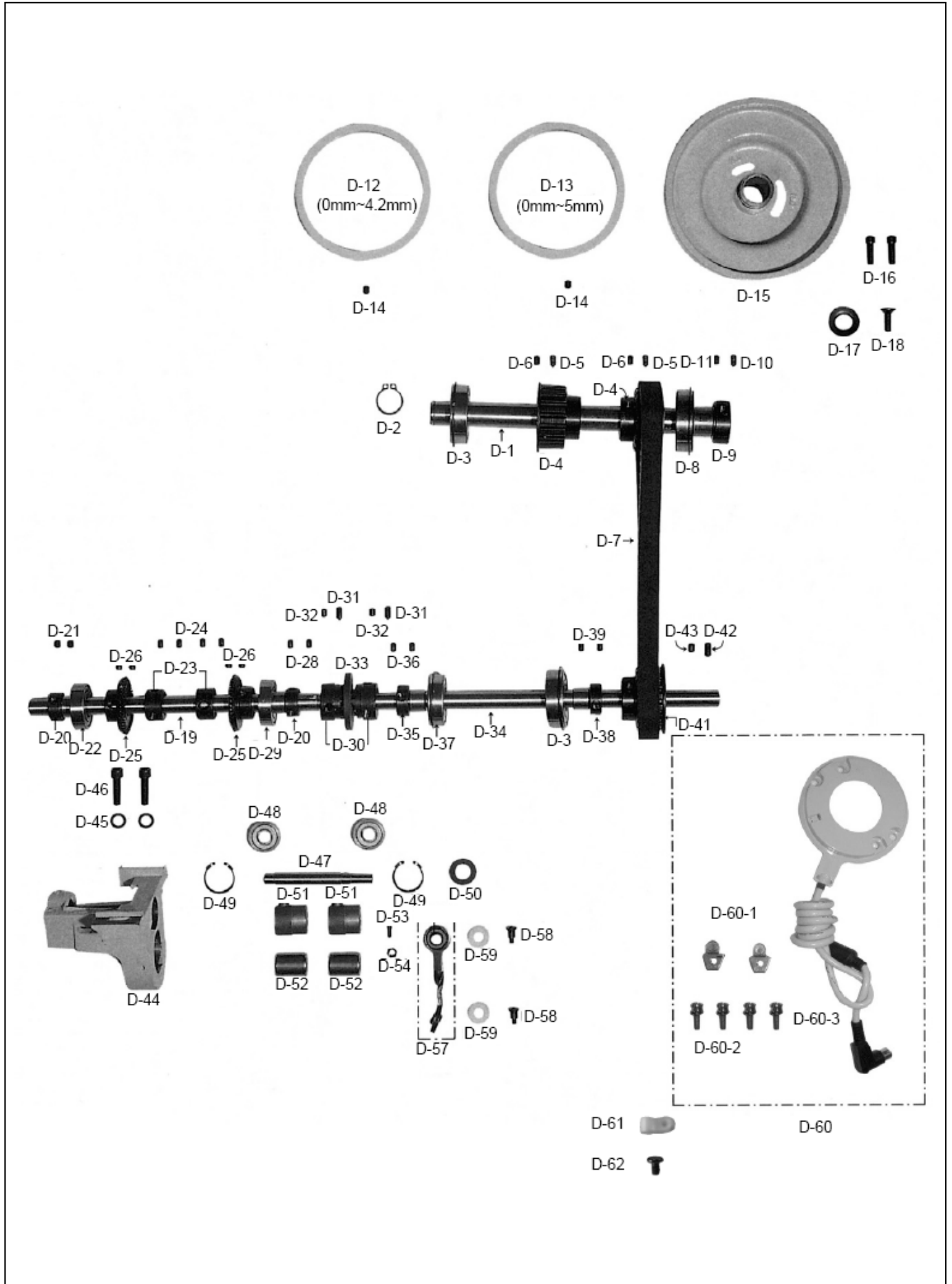
Ref. No.	Parts No.	Note	Name of Parts	품 명	Q'ty		Applied Period
					A	B	
C-1	06-001A-9570		Feed Length Control Button	따수 조절 버튼	1	1	
C-2	DSP-AA009900		Spring for C-1	따수 조절 버튼 스프링	1	1	
C-3	PSR-AC000600		E-Ring(Ø8)	E링 (Ø8)	1	1	
C-4	CFA-BB002800		Presser Plate for C-7	편심 조절 핀 누름판	1	1	
C-5	DSC-CA004500		Screw(3/16"n=28)	편심 조절 핀 멈춤나사	1	1	
C-6	SN-0119-4000		Nut(3/16"n=28)	육각너트(3/16"n=28)	1	1	
C-7	DPN-BC005700		Pin(Ø8×35)	편심 조절 핀	1	1	
C-8	PSR-AC000500		E-Ring(Ø6)	E링 (Ø6)	1	1	
C-9	DSP-AA010000		Spring for C-7	편심 조절 핀 스프링	1	1	
C-10	AFA-PS001200		Feed Eccentric Control Asm.	편심 조절 핀 몸체(조)	1	1	
C-11	DWS-AA000600		Washer (Ø4.5×t0.8)	스토퍼 짐와셔	2	2	
C-12	DSC-BF001000		Screw (11/64"n=40)	홈볼이 납작 작은나사 (11/64"n=40)	2	2	
C-13	DPN-AA017300		Pin(Ø5×30.6)	편심 조절핀 몸체 연결핀	1	1	
C-14	PSR-AC000300		E-Ring(Ø4)	인상판 E링 (Ø4)	2	2	
C-15	CLF-DC003400		Feed Cam	피이드 캠	1	1	
C-16	CLF-BF000500		Feed Cam Body	피이드 캠 몸체 (C)	1	1	
C-17	PSC-CB004700		Screw (M6×1.0)	홈볼이 멈춤나사(M6×1.0)	2	2	
C-18	06-018A-9570		Feed Cam Moving Body Ass'y	피이드 캠 운동 몸체(조)	1	1	
C-19	CLF-BK000700		Moving Body Guide	피이드 캠 운동 몸체 안내판	1	1	
C-20	SC-0307-4122		Screw(3/16"n=32)	홈볼이 납작 작은나사 (3/16"n=32)	2	2	
C-21	DPK-CY000800		Screw Presser	운동 몸체 안내판 누름봉	2	2	
C-22	DSC-CA001600		Screw (11/64"n=40)	홈볼이 멈춤나사 (11/64"n=40)	1	1	
C-23	PWS-CC000100		Washer (Ø24×t0.3)	피이드 캠 몸체 와셔(WW23)	1	1	
C-24	06-024A-9570		Collar for C-16	피이드 캠 몸체 카라	1	1	
C-25	CLF-BK000800		Feed Cam Body Presser	피이드 캠 몸체 누름봉	1	1	
C-26	DSC-CA001700		Screw (15/64"n=28)	홈볼이 멈춤나사 (15/64"n=28)	1	1	
C-27	CLF-CC002500		Feed Cam Connecting Rod	피이드 캠 연결로드 (C)	1	1	Feb.27.09
C-28	PBR-AA009800		Bearing for C-27	피이드 캠 연결로드 베어링(6806Z)	1	1	
C-29	PBR-BA000300		Needle Cage for C-27	니이들 케이지 (8×11×10)	1	1	
C-30	06-030A-9570		Stud for C-27	피이드 캠 연결로드 축	1	1	
C-31	SC-0317-4517		Screw (15/64"n=28)	육각구멍볼이 멈춤나사 (15/64"n=28)	1	1	
C-32	CLF-KC001400		Feed Rock Shaft	수평밀대 (C)	1	1	
C-33	DSR-AA000200		Stop Ring for C-32	C링(STW15)	1	1	
C-34	DWS-AA015800		Washer (Ø15.5×t1.5)	수평밀대 전봇싱 와셔	2	2	
C-35	06-135A-9570		Bushing (F) for C-32	수평밀대 전봇싱	1	1	
C-36	PBR-BA004400		Needle Cage for C-35	니이들 케이지(15×19×17)	1	1	
C-37	PBR-BA000100		Cover for C-36	니이들 케이지 마개	2	2	
C-38	06-138A-9570		Crank (F) for C-32	수평밀대 크랭크(前)	1	1	
C-39	DSC-AA001000		Screw(3/16"n=28)	홈볼이 납작 작은나사 (3/16"n=28)	1	1	
C-40	GP-028242-00		Feed Rock Shaft Joint Clamp	수평밀대 연결로드 고정몸체(C)	1	1	
C-41	DSC-BF001000		Screw (11/64"n=40)	홈볼이 납작 작은나사 (11/64"n=40)	1	1	
C-42	06-142A-9570		Bushing (M) for C-32	수평밀대 중봇싱 (C)	1	1	
C-43	PBR-BA000100		Needle Cage for C-42	니이들 케이지(15×19×17)	1	1	
C-44	06-037R-9570		Cover for C-43	니이들 케이지 마개	2	2	
C-45	CLF-CB003000		Crank (R) for C-32	수평밀대 크랭크(後) (C)	1	1	
C-46	DSC-BA001600		Screw(3/16"n=32)	바늘대 후레임 안내판 첩나사B	2	2	
C-47	DPN-AD010700		Stud for C-45	피이드 캠 연결 로드 축	1	1	
C-48	SC-0317-4517		Screw(15/64"n=28)	육각구멍볼이 멈춤나사 (15/64"n=28)	1	1	
C-49	06-149A-9570		Bushing (R) for C-32	수평밀대 후봇싱	1	1	
C-50	PBR-BA000100		Needle Cage for C-49	니이들 케이지(15×19×17)	1	1	
C-51	06-037R-9570		Cover for C-50	니이들 케이지 마개	2	2	
C-51-1	DWS-AA015800		Washer (Ø15.5×t1.5)	수평밀대 전봇싱 와셔	1	1	
C-52	DCL-AA009800		Collar for C-32	수평밀대 카라 (C)	1	1	
C-53	SC-0317-4517		Screw(15/64"n=28)	육각구멍볼이 멈춤나사 (15/64"n=28)	1	1	

NOTE:
A=KM-967-7
A1=KM-967
B=KM-957-7
B1=KM-957
□=Common Part

D

Middle Shaft & Lower Shaft Mechanism

중간축 & 하축 관계





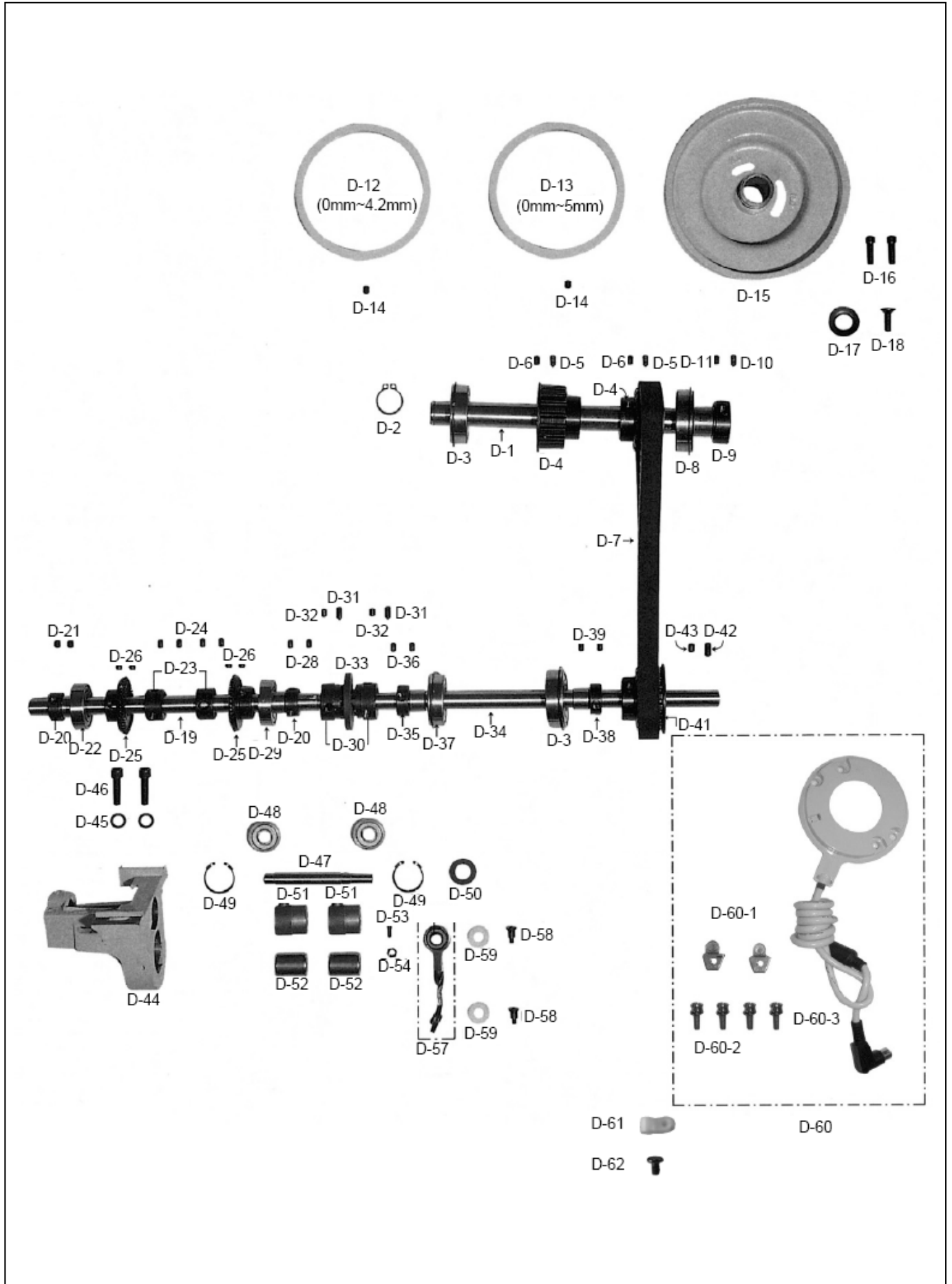
Ref. No.	Parts No.	Note	Name of Parts	품 명	Q'ty		Applied Period
					A	B	
D-1	CMS-KC000100		Middle Shaft	중간축 (C)	1	1	
D-2	PSR-AA001700		Stop Ring for D-1	중간축 C형 멈춤링(STW17)	1	1	
D-3	PBR-AA009700		Middle Shaft Front Bearing	베어링(6203)	2	2	
D-4	DPL-BA000900		Timing Belt Pulley (Middle) Ass'y	타이밍 벨트 풀리"中"(組)	2	2	
D-5	DSC-CB001800		Screw (1/4"n=40)	육각 구멍볼이 멈춤나사(1/4"n=40)	2	2	
D-6	DSC-CB000400		Screw (1/4"n=40)	육각 구멍볼이 멈춤나사(1/4"n=40)	2	2	
D-7	PBT-BA000600		Timing Belt (Lower)	타이밍 벨트	1	1	
D-8	PBR-AA007400		Middle Shaft Rear Bearing	상축 후 베어링(NTN6004ZZNR)	1	1	
D-9	DCL-AB004200		Bushing for D-8	상축 후 베어링 붓싱	1	1	
D-10	DSC-CB001800		Screw (1/4"n=40)	육각 구멍볼이 멈춤나사(1/4"n=40)	1	1	
D-11	DSC-CB000400		Screw (1/4"n=40)	육각 구멍볼이 멈춤나사(1/4"n=40)	1	1	
D-12	CMS-BN000100	A,A1	Stitch Length Control Ring	맷수 표시링 A 4.2	1	.	
D-13	CMS-BN000201	B,B1	Stitch Length Control Ring	맷수 표시링 B 5.0	.	1	Mar.07.12
D-14	DSC-CB000300		Screw (1/4"n=40)	홈볼이 멈춤나사(1/4"n=40)	1	1	
D-15	DPL-AA001700		Pulley	풀리	1	1	
D-16	SC-0150-4122		Screw (15/64"n=28)	홈볼이 납작 작은나사(15/64"n=28)	2	2	
D-17	DPK-CY000100		Pulley Cover	상축 안내 붓싱 마개	1	1	
D-18	DSC-BB002300		Screw (M6×1.0)	상축 안내 붓싱 마개 나사	1	1	
D-19	07-101A-9570		Lower Shaft "A"	하축 A	1	1	
D-20	DCL-AB003900		Bearing (F) Bushing for D-19	하축 A 전 베어링 붓싱	2	2	
D-21	SC-0317-4517		Screw (15/64"n=28)	육각 구멍볼이 멈춤나사(15/64"n=28)	2	2	
D-22	PBR-AA009500		Front Bearing for D-19	하축 A 전 베어링(NTN6002ZZ)	1	1	
D-23	DCL-AA009900		Lower Shaft Collar	하축 카라	2	1	
D-24	SC-0317-4517		Screw (15/64"n=28)	육각 구멍볼이 멈춤나사(15/64"n=28)	4	2	
D-25	DGR-AD001400		Lower Shaft Gear	하축 기어(37184)	2	1	
D-26	DSC-CB001600		Screw (M6×0.75)	기어 고정 나사(B-5MM 607061-5)	4	2	
D-28	SC-0317-4517		Screw (15/64"n=28)	육각 구멍볼이 멈춤나사(15/64"n=28)	2	2	
D-29	PBR-AA009500		Front Bearing for D-19	하축 A 전 베어링(NTN6002ZZ)	1	1	
D-30	ALS-PS001100		Lower Shaft Claw Clutch Ass'y	하축 물림 클러치(組)	2	2	
D-31	DSC-CB001800		Screw (1/4"n=40)	육각 구멍볼이 멈춤나사(1/4"n=40)	2	2	
D-32	DSC-CB000400		Screw (1/4"n=40)	육각 구멍볼이 멈춤나사(1/4"n=40)	2	2	
D-33	CLS-BJ001400		Clutch Connecting Disc	클러치 연결판	1	1	
D-34	CLS-KC003500		Lower Shaft "B"	하축 B (C)	1	1	
D-35	DCL-AB004000		Bearing (F) Bushing for D-34	하축 B 전 베어링 붓싱 (C)	1	1	
D-36	SC-0317-4517		Screw (15/64"n=28)	육각 구멍볼이 멈춤나사(15/64"n=28)	2	2	
D-37	PBR-AA007000		Front Bearing for D-34	하축 B 베어링(NTN6202ZZNR)	1	1	
D-38	DCL-AB004100		Bearing (R) Bushing for D-34	하축 B 후 베어링 붓싱 (C)	1	1	
D-39	SC-0317-4517		Screw (15/64"n=28)	육각 구멍볼이 멈춤나사(15/64"n=28)	2	2	
D-41	DPL-BA001000		Timing Belt Pulley (Lower) Ass'y	타이밍 벨트 풀리"下"(組)	1	1	
D-42	DSC-CB001800		Screw (1/4"n=40)	육각 구멍볼이 멈춤나사(1/4"n=40)	1	1	
D-43	DSC-CB000400		Screw (1/4"n=40)	육각 구멍볼이 멈춤나사(1/4"n=40)	1	1	
D-44	07-028A-967B	A,A1	Gear Driving Base	기어 구동 베이스	1	.	
D-45	PWS-CA000500	A,A1	Washer (Ø6×t1.5)	포크 짐나사 와셔	6	.	
D-46	SC-0108-4113	A,A1	Screw (M6×1.0)	육각 구멍볼이 볼트(M6×1.0)	2	.	
D-47	CHB-KF000400	A,A1	Gear Driving Shaft	기어 구동 축	1	.	
D-48	PBR-AA001700	A,A1	Bearing for D-47	기어 구동 축 베어링(NTN608Z)	2	.	
D-49	PSR-AH000300	A,A1	Stop Ring for D-48	C형 멈춤링(RTW22)	2	.	
D-50	DWS-AA016400	A,A1	Washer (Ø6×t0.15)	로울러 축 상붓싱 와셔 B	2	.	
D-51	DBS-DA033601	A,A1	Front Bushing for D-51	기어 구동 축 전붓싱	2	.	Jan.12.11
D-52	PBR-BA005400	A,A1	Clutch Bearing for D-51	로울러 축 상붓싱 클러치	2	.	
D-53	DSC-FF003300	A,A1	Screw (M4×0.7)	누름대 스톱퍼 핀 나사	1	.	
D-54	DSN-AA001100	A,A1	Nut for D-53	기어 구동 축 전붓싱 핀나사 너트	1	.	
D-57	CHB-CC000100	A,A1	Connection Rod for D-55	기어 구동 축 전붓싱 연결로드	1	.	
D-58	DSC-FD002100	A,A1	Pivot Screw (M4×0.7)	상붓싱 연결로드 단나사	2	.	
D-59	CLB-JL012700	A,A1	Felt	로울러 축 연결로드 헬트	2	.	
D-60	SSKM-0000001		Synchronizer Ass'y	싱크로나이저(조)	1	1	
D-60-1	AS-003788-01		Magnetic Holder	마그네틱 홀더	2	2	Jan.13.12

NOTE:
A=KM-967-7
A1=KM-967
B=KM-957-7
B1=KM-957
□=Common Part

D

Middle Shaft & Lower Shaft Mechanism

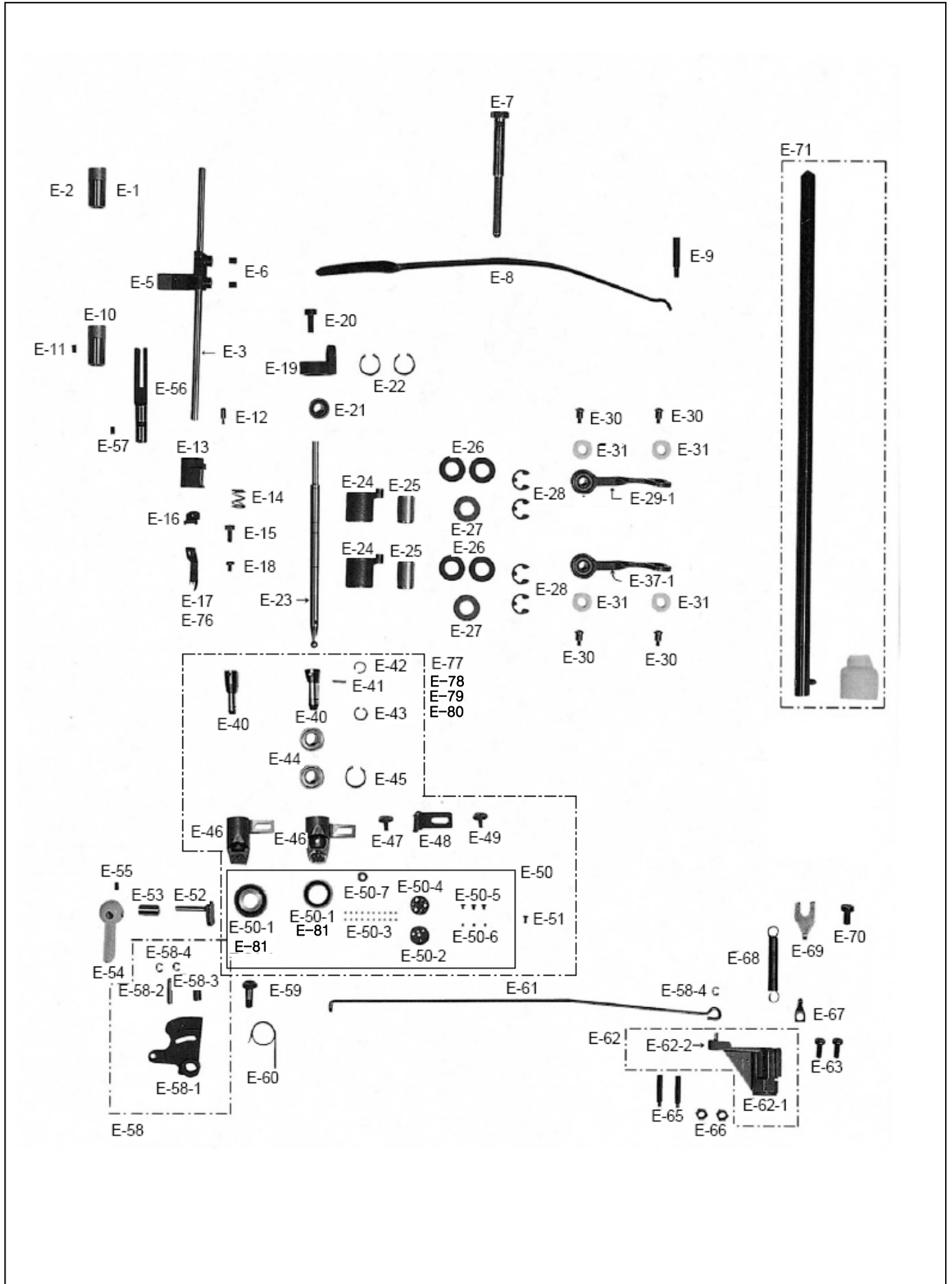
중간축 & 하축 관계



E

Presser Bar Mechanism

누름대 관계



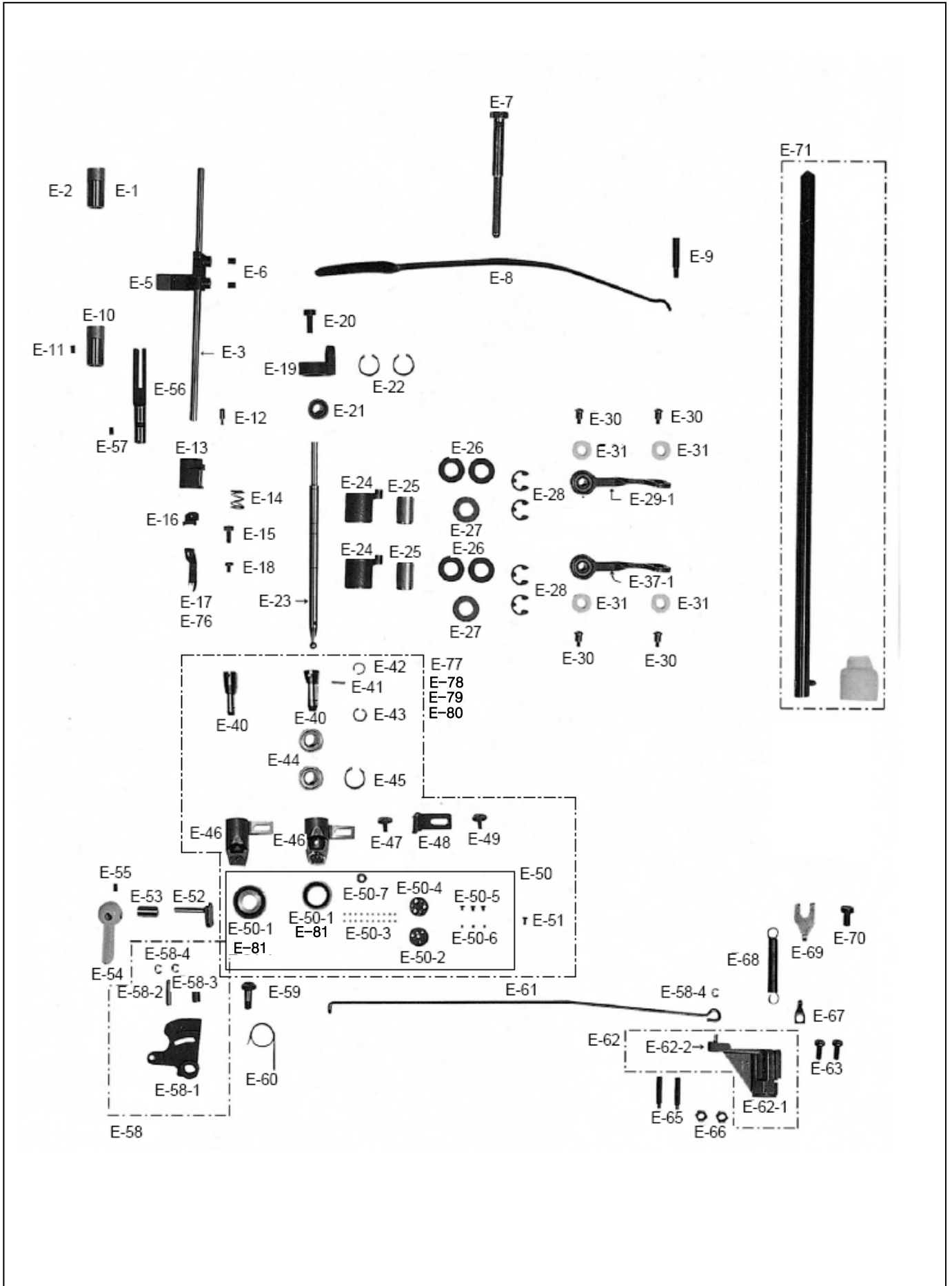
Ref. No.	Parts No.	Note	Name of Parts	품 명	Q'ty		Applied Period
					A	B	
E-1	DBS-DA032400		Presser Bar Upper Bushing	누름대 상붓싱	1	1	
E-2	SC-0352-4515		Screw (3/16"n=28)	홈볼이 멈춤나사(3/16"n=28)	1	1	
E-3	CPB-KB001100		Presser Bar	누름대 (C)	1	1	
E-5	CPB-BB001100		Presser Bar Bracket	누름대 브라켓 (C)	1	1	
E-6	SC-0317-4517		Screw (15/64"n=28)	육각 구멍볼이 멈춤나사(15/64"n=28)	2	2	
E-7	DSC-HA000800		Screw (1/2"n=28)	압력조절나사(1/2"n=28)	1	1	
E-8	CPB-BJ001900		Pressure Adjust plate spring	압력조절 판 스프링	1	1	Jan.12.11
E-9	DSC-HB003600		Pivot Screw (M6×1.0)	압력조절 판 스프링 지지 나사	1	1	
E-10	DBS-DA032500		Presser Bar Lower Bushing	누름대 하붓싱	1	1	
E-11	SC-0352-4515		Screw (3/16"n=28)	홈볼이 멈춤나사(3/16"n=28)	1	1	
E-12	DSC-FF003301		Screw (M4×0.7)	누름대 스톱퍼 핀 나사	1	1	
E-13	CPB-AC000100		Body for Roller Ass'y	로올러 (組) 고정몸체 (C)	1	1	
E-14	DSP-AA013700		Spring for E-16	니이들 가드 브라켓 고정스프링	1	1	
E-15	SC-0180-4111		Screw (11/64"n=40)	육각 볼트(11/64"n=40)	1	1	
E-16	CPB-BB001800	A,A1	Needle Guard Bracket	니이들 가드 브라켓	1	1	
E-17	05-017A-9670	A,A1	Needle Guard (Standard : 2.4mm)	니이들 가드(표준: 2.4mm)	1	1	
E-18	SC-0365-4118		Screw (9/64"n=40)	홈볼이 냄비 작은나사(9/64"n=40)	1	1	
E-19	CPB-BF001700		Roller Shaft Hinge Body	로올러축 힌지 몸체 (C)	1	1	
E-20	SC-0183-4122		Screw (15/64"n=28)	홈볼이 납작 작은나사(15/64"n=28)	1	1	
E-21	PBR-GC000200		Bearing for E-23	로올러축 힌지 베어링 (GE 8D0)	1	1	
E-22	DSR-AA000300		Stop Ring for E-23	로올러축 힌지 베어링 멈춤C링(IRTW16)	1	1	
E-23	CPB-KZ000500		Roller Shaft	로올러축	1	1	
E-24	05-024A-9570		Upper Bushing for E-23	로올러축 상붓싱	2	2	
E-25	PBR-BA005400		Clutch Bearing for E-24	로올러축 상붓싱 클러치	2	2	
E-26	DWS-AA016300		Washer (Ø9.7×t1.0)	로올러축 상붓싱 와셔A	4	4	
E-27	DWS-AA016400		Washer (Ø9.7×t0.1)	로올러축 상붓싱 와셔B	2	2	
E-28	PSR-AC000600		E-Ring (Ø8)	실닛추기 안내 붓싱 E링(Ø8)	4	4	
E-29-1	CHB-CC000100		Connecting Rod for E-24	기어 구동축 전붓싱 연결로드	2	1	
E-30	DSC-FD002100		Pivot Screw (M4×0.7)	상붓싱 연결로드 단나사	4	4	
E-31	CLB-JL012700		Felt	로올러축 연결로드 휠트	2	2	
E-37-1	CPB-CC000300		Connecting Rod for E-32	로올러축 상붓싱 연결 로드	0	1	
E-40	05-038A-9570		Holder For E-23 (Ø36)	로올러축 홀더(Ø36)	1	1	
	CPB-BF001800		Holder For E-23 (Ø26)	로올러축 홀더(Ø26)	1	1	
E-41	DPN-AA019700		Fixed Pin for E-23	로올러축 고정핀	1	1	
E-42	CPB-BN000100		Snap Ring for E-23	로올러축 스냅링(INA-BR8)	1	1	
E-43	PSR-AJ000200		Snap Ring for E-40	로올러축 홀더 스냅링(INA-WR8)	1	1	
E-44	PBR-AA010500		Bearing for E-40	로올러축 홀더 베어링	2	2	
E-45	DSR-AA000300		Stop Ring for E-44	로올러축 힌지 베어링 멈춤 C링	1	1	
E-46	CPB-BB001900		Roller Foot Ass'y Bracket (Ø36)	로올러 노루발 (組) 브라켓 (Ø36)	1	1	
E-46	CPB-BB002100		Roller Foot Ass'y Bracket (Ø26)	로올러 노루발 (組) 브라켓 (Ø26)	1	1	
E-47	DSC-BF017500		Screw (M4×0.7)	브라켓 짐나사	1	1	
E-48	CPB-BB002000		Guide for E-46	로올러 노루발 (組) 브라켓 안내	1	1	
E-49	DSC-BF017500		Screw (M4×0.7)	브라켓 짐나사	1	1	
E-50	-		Roller Presser Foot Ass'y	로올러 노루발 (組)	1Set	1Set	
E-50-1	CGA-GC018500	Option	Roller (Ø26)	로올러 노루발 (Ø26) 37149	1	1	
E-50-1	CGA-GC018600	Option	Roller (Ø36)	로올러 노루발 (Ø36)	1	1	
E-50-2	CPB-BJ002100		Guide Plate for E-50-3	로올러 운동볼 안내판 37150	1	1	
E-50-3	DBR-AD000100		Roller Driving Ball	로올러 운동볼 37152	23	23	
E-50-4	CPB-BJ002000		Positioning plate for E-50-3	로올러 운동볼 고정판 37151	1	1	
E-50-5	DSC-BB005700		Screw (M2.5×0.45)	로올러 운동볼 고정나사 37153	3	3	
E-50-6	DSC-CA005700		Screw (M2.5×0.25)	로올러 운동볼 고정나사 37154	3	3	
E-50-7	DWS-AA021100		Washer (Ø3×t0.1)	로올러 노루발 와셔	2	2	
E-51	DSC-BC001600		Screw (M2.5×0.45)	로올러 노루발(조) 고정나사	1	1	
E-52	CPB-DF000900		Presser Bar Lifter Crank	누름대 올리기 크랭크	1	1	
E-53	DBS-DA034400		Bushing for E-52	누름대 올리기 축 붓싱	1	1	
E-54	CPB-CM000800		Presser Bar Lifter	누름대 올리기	1	1	
E-55	DSC-CB000700		Screw (3/16"n=28)	홈볼이 멈춤나사(3/16"n=28)	1	1	

NOTE:
A=KM-967-7
A1=KM-967
B=KM-957-7
B1=KM-957
□=Common Part

E

Presser Bar Mechanism

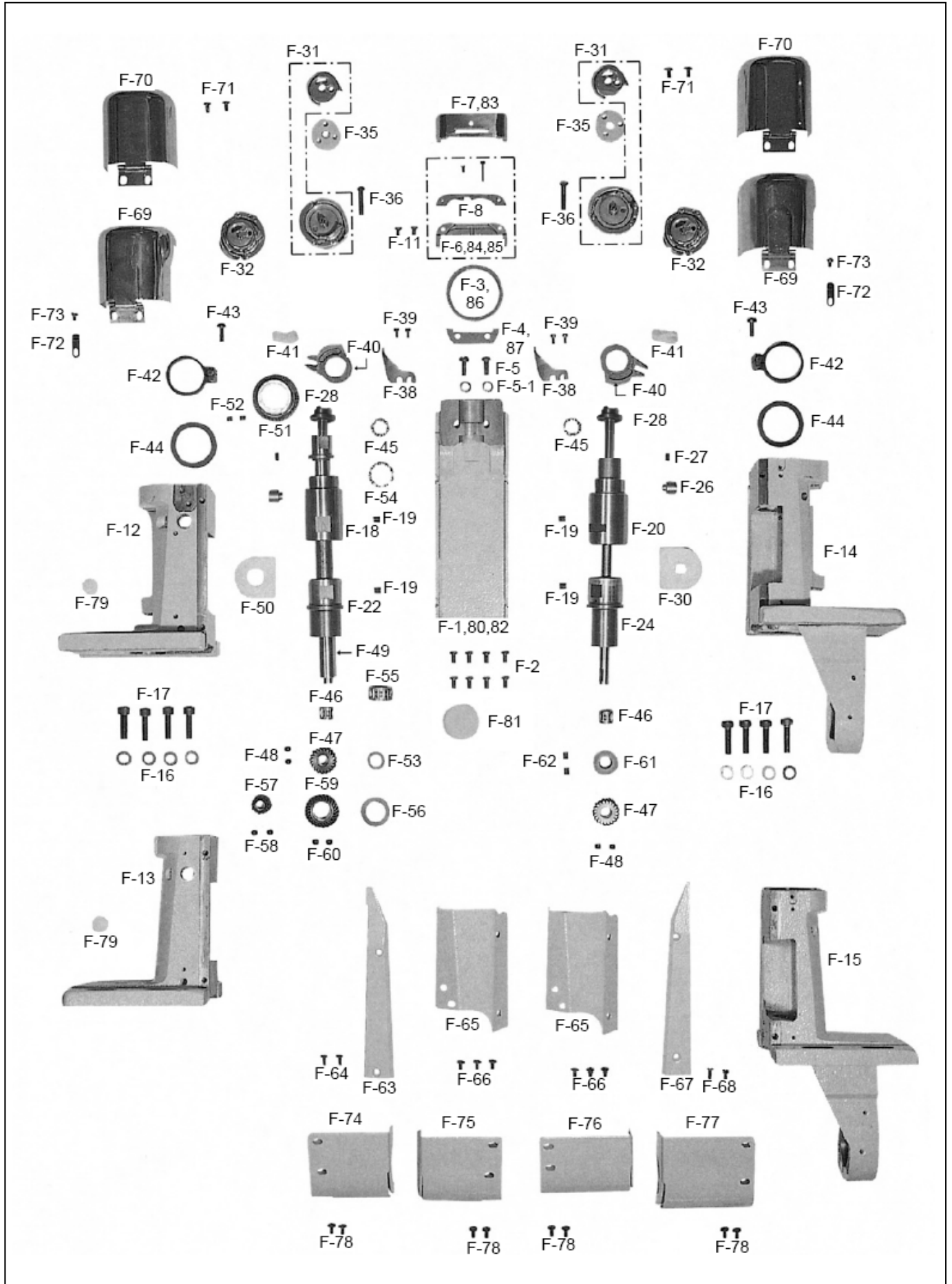
누름대 관계



Ref. No.	Parts No.	Note	Name of Parts	품 명	Q'ty		Applied Period
					A	B	
F-1	CHB-BA002200	A,A1	Post	포스트 (2.4mm)	1		
F-2	DSC-BJ000200	A,A1	Screw (11/64"n=40)	홈볼이 납작 작은나사(11/64"n=40)	8		
F-3	CGA-GB019100	A,A1	Wheel Feed	휠 톱니	1		
F-4	CHB-BJ000700	A,A1	Wheel Feed Positioning Plate	휠 톱니 고정판	1		
F-5	DSC-BF001000	A,A1	Screw (11/64"n=40)	홈볼이 납작 작은나사(11/64"n=40)	2		
F-5-1	DWS-AA000600	A,A1	Spring Washer For F-5	스토퍼 짐와셔	2		
F-6	CTT-GA000100	A	Needle Plate(2.4mm)-Trimming	바늘판(표준:2.4mm)-사절	1		
F-7	09-006A-9670	A1	Needle Plate(2.4mm)-Non Trimming	바늘판(표준:2.4mm)-비사절	1		
F-8	CTT-GA000300	A	Auxiliary Needle Plate (Standard : 2.4mm)	보조 바늘판(표준:2.4mm)	1		
F-11	SC-0302-4114	A,A1	Screw (11/64"n=40)	접시머리 보울트(11/64"n=40)	2		
F-12	CHB-BA002601	A	Saddle (L)-Trimming	혹 받침(左) -사절	1		Mar.07.12
F-13	GP-011999-01	A1	Saddle (L)-Non Trimming	혹 받침(左) -비사절	1		Mar.07.12
F-14	CHB-BA002701	A	Saddle (R)-Trimming	혹 받침(右) -사절	1		Mar.07.12
F-15	GP-012001-01	A1	Saddle (R)-Non Trimming	혹 받침(右) -비사절	1		Mar.07.12
F-16	02-020W-2350	A,A1	Washer (Ø6×1.5)	포크 킴나사 와셔	16		
F-17	SC-0108-4113	A,A1	Screw (M6×1.0)	육각 구멍볼이 볼트 (M6×1.0)	8		
F-18	DBS-DA023600	A,A1	Bushing (U) for F-49	톱니 구동축 상붓싱	1		
F-19	SC-0317-4517	A,A1	Screw (15/64"n=28)	육각 구멍볼이 멈춤나사(15/64"n=28)	4		
F-20	DBS-DB010100	A,A1	Bushing (U) for F-29	혹 축 상붓싱	1		
F-22	DBS-DB010000	A,A1	Bushing (L) for F-49	톱니 구동축 하붓싱	1		
F-24	DBS-DB010200	A,A1	Bushing (L) for F-29	혹 축 하붓싱 (C)	1		
F-26	CHB-CH000200	A,A1	Adjusting Pin for F-20	혹 축 상붓싱 조정핀	2		
F-27	DSC-CB000700	A,A1	Screw (M5×0.8)	육각 구멍볼이 멈춤나사(M5×0.8)	2		
F-28	CLS-KF001200	A,A1	Hook Shaft (Eccentric Cam)	혹 축 (편심캠) (일체형) (C)	2		
F-30	CLB-JL009700	A,A1	Felt	혹 축 헬트	2		
F-31	CHK-HA001800	A	Hook-Trimming	가마 HPPF-490A(5) TR/CP	2		
F-32	09-070A-9570	A1	Hook-Non Trimming	가마 HPPF-490A(5)	2		
F-35	CHK-HB001100	A,A1	Bobbin	보빈(표준) (C)	2		
F-36	DSC-BB008700	A,A1	Screw (M5×0.8)	접시머리 볼트 (M5×0.8)	2		
F-38	CHB-HN000700	A,A1	Opener for F-34	보빈 케이스 오프너	2		
F-39	DSC-BF000100	A,A1	Screw (1/8"n=44)	홈볼이 납작 작은나사(1/8"n=44)	4		
F-40	CHB-BF001000	A,A1	Opener Holder	오프너 홀더(사절) (C)	2		
F-41	CLB-JL012600	A,A1	Opener Holder Felt	오프너 잡이 헬트	2		
F-42	CHB-BF000700	A,A1	Opener Stopper	오프너 위치 스톱퍼 (C)	2		
F-43	DSC-BF001000	A,A1	Screw (11/64"n=40)	홈볼이 납작 작은나사(11/64"n=40)	2		
F-44	DWS-AA022400	A,A1	Washer (Ø26.2×t0.8)	상붓싱 와셔	2		
F-45	PBR-AC000400	A,A1	Hook Shaft Bearing	혹 축 베어링(KI15)	2		
F-46	07-007S-306H	A,A1	Needle Cage for F-29	니이들 케이지(8×11×10)	4		
F-47	DGR-AD002900	A,A1	Hook Shaft Gear	혹 축 기어 37183	2		
F-48	DSC-CB001600	A,A1	Screw (M6×0.75)	기어 고정 나사(B-5MM 607061-5)	4		
F-49	CHB-KF000300	A,A1	Wheel Feed Driving Shaft	톱니 구동축 (C)	1		Mar.19.10
F-50	CLB-JL009800	A,A1	Felt for F-49	톱니 구동축 헬트	1		
F-51	DGR-AC001300	A,A1	Wheel Feed Driving Gear	휠 톱니 구동 기어	1		
F-52	DSC-CB001600	A,A1	Screw (M6×0.75)	기어 고정 나사(B-5MM 607061-5)	2		
F-53	DWS-AA018900	A,A1	Washer for F-47	혹 축 기어와셔	5		
F-54	PBR-AC000500	A,A1	Bearing for F-49	톱니 구동축 베어링(KI20)	1		
F-55	PBR-BA004100	A,A1	Needle Cage for F-49	니이들 케이지(14×18×10)	1		
F-56	DWS-AA019100	A,A1	Washer for F-59	톱니 구동 기어(B) 와셔	5		
F-57	DGR-AD001800	A,A1	Wheel Feed Driving Gear(A)	톱니 구동 기어(A) 37549	1		
F-58	DSC-CB001600	A,A1	Screw (M6×0.75)	기어 고정 나사 (B-5MM 607061-5)	2		
F-59	DGR-AD001600	A,A1	Wheel Feed Driving Gear(B)	톱니 구동 기어(B)	1		Mar.19.10
F-60	DSC-CB001600	A,A1	Screw (M6×0.75)	기어 고정 나사 (B-5MM 607061-5)	2		
F-61	DCL-AA010000	A,A1	Collar for F-24	혹 축 하붓싱 카라	1		
F-62	SC-0317-4517	A,A1	Screw (15/64"n=28)	육각 구멍볼이 멈춤나사(15/64"n=28)	2		
F-63	CHB-LB000300	A,A1	Saddle Cover(A)	혹 받침 커버(A)	2		
F-64	SC-0517-4119	A,A1	Screw (1/8"n=44)	홈볼이 접시 작은나사(1/8"n=44)	4		
F-65	CHB-LA003400	A,A1	Saddle Cover (B)	혹 받침 커버(B)	2		

NOTE:

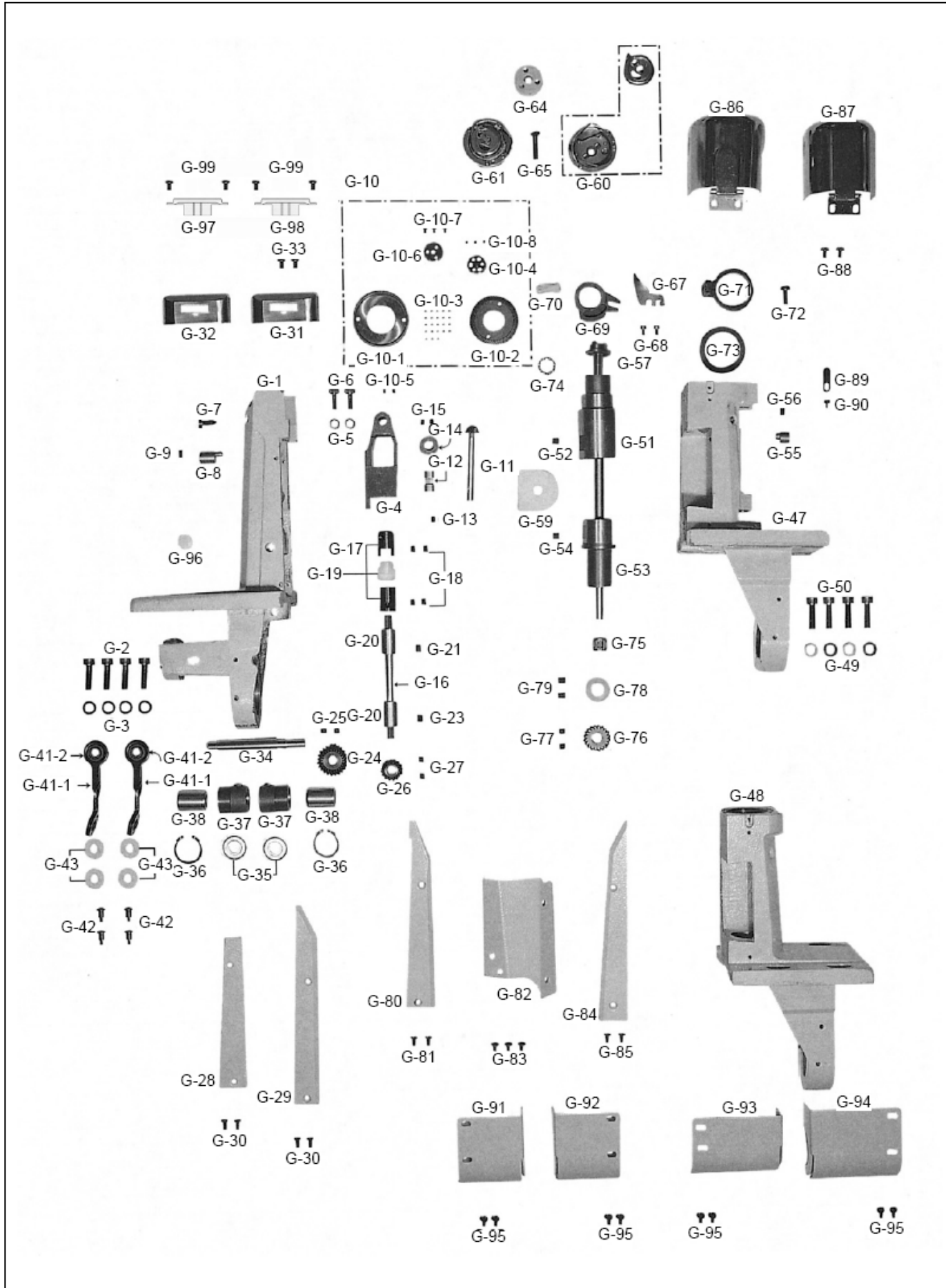
A=KM-967-7
 A1=KM-967
 B=KM-957-7
 B1=KM-957
=Common Part



G

Saddle & Hook Mechanism (KM-957)

새들 및 훅 관계 (KM-957)





Ref. No.	Parts No.	Note	Name of Parts	품 명	Q'ty		Applied Period
					A	B	
G-1	09-011A-9570	B,B1	Body for Wheel Feed Driving	톱니 구동 몸체		1	
G-2	SC-0108-4113	B,B1	Screw (M6×1.0)	육각 구멍볼이 볼트 (M6×1.0)		8	
G-3	PWS-CA000500	B,B1	Washer (Ø6×t1.5)	포크 첩나사 와셔		12	
G-4	09-014A-9570	B,B1	Wheel Feed Holder	톱니 홀더		1	
G-5	DWS-CA000100	B,B1	Washer (Ø5.3×t1)	가마잡이 와셔		2	
G-6	PSC-AC011100	B,B1	Screw for G-4	톱니 홀더 고정 볼트		2	
G-7	DSC-FH001400	B,B1	Pivot Screw (M6×1.0)	톱니 홀더 핀 나사		1	
G-8	CHB-CH000300	B,B1	Adjusting Pin for G-4	톱니 홀더 조정핀		1	
G-9	SC-0105-4517	B,B1	Screw (M4×0.7)	육각 구멍볼이 멈춤나사 (M4×0.7)		1	
G-10	AHB-PS000400	B,B1	Wheel Feed Ass'y	톱니 (조)		1set	
G-10-1	CGA-GB019200	B,B1	Wheel Feed	톱니 37217		1	
G-10-2	DGR-AC001600	B,B1	Wheel Feed Moving Gear	톱니 운동 기어 37219		1	
G-10-3	DBR-AD000100	B,B1	Ball for G-10-1	로울러 운동볼 37152		23	
G-10-4	CHB-BB000400	B,B1	Guide for G-10-3	톱니 운동볼 안내 37221		1	
G-10-5	SC-0105-4517	B,B1	Screw (1/8"n=40)	육각구멍볼이 멈춤나사(1/8"n=40)		2	
G-10-6	CPB-BJ002000	B,B1	Positioning Plate for G-10-3	로울러 운동볼 고정판 37151		1	
G-10-7	DSC-BB005700	B,B1	Screw (M2.5×0.45)	로울러 운동볼 고정나사 37153		3	
G-10-8	DSC-CA005700	B,B1	Screw (M2.5×0.25)	로울러 운동볼 고정나사 37154		3	
G-11	09-027A-9570	B,B1	Feed Gear	피이드 기어 37220		1	
G-12	DBS-DA039001	B,B1	Feed Gear Bushing	피이드 기어 붓싱 (C)		1	Sep.14.10
G-13	SC-0105-4517	B,B1	Screw (M4×0.7)	육각 구멍볼이 멈춤나사 (M4×0.7)		1	
G-14	DCL-AA012600	B,B1	Collar for G-11	피이드 기어 카라 (C)		1	
G-15	SC-0105-4517	B,B1	Screw (M4×0.7)	육각 구멍볼이 멈춤나사 (M4×0.7)		2	
G-16	CHB-KC001000	B,B1	Feed Gear Shaft	피이드 기어 축 (C)		1	
G-17	CHB-CV000100	B,B1	Feed Gear Shaft Claw Clutch	피이드 기어 축 물림 클러치 (C)		2	Jan.12.11
G-18	SC-0164-4517	B,B1	Screw (M5×0.8)	육각 구멍볼이 멈춤나사 (M5×0.8)		4	
G-19	09-035A-9570	B,B1	Claw Clutch Stud	물림 클러치 연결축 (C)		1	
G-20	DBS-DA039100	B,B1	Bushing (U) for G-16	피이드 기어 축 상붓싱		2	
G-21	SC-0317-4517	B,B1	Screw (15/64"n=28)	육각 구멍볼이 멈춤나사(15/64"n=28)		1	
G-23	SC-0317-4517	B,B1	Screw (15/64"n=28)	육각 구멍볼이 멈춤나사(15/64"n=28)		1	
G-24	DGR-AC001800	B,B1	Wheel Feed Driving Gear (A)	톱니 구동 기어 (A) 37235		1	
G-25	DSC-CB001600	B,B1	Screw (M6×0.75)	기어 고정 나사 (B-5MM 607061-5)		2	
G-26	DGR-AC001900	B,B1	Wheel Feed Driving Gear (B)	톱니 구동 기어 (B) 37234		1	
G-27	DSC-CB001600	B,B1	Screw (M6×0.75)	기어 고정 나사 (B-5MM 607061-5)		2	
G-28	CHB-LB000500	B,B1	Cover (F) for G-1	톱니 구동 몸체 커버 (前)		1	
G-29	CHB-LB000600	B,B1	Cover (F) for G-1	톱니 구동 몸체 커버 (後)		1	
G-30	SC-0517-4119	B,B1	Screw (1/8"n=44)	홈볼이 접시 작은나사(1/8"n=44)		4	
G-31	CGA-GA019501	B	Needle Plate - Trimming	바늘판 - 사절		1	Jan.30.10
G-32	GP-049072-01	B1	Needle Plate - Non Trimming	바늘판 - 비사절		1	Jan.30.10
	09-047A-9570	B1	Needle Plate - Non Trimming	바늘판 - 비사절		1	Jan.30.10
G-33	SC-0302-4114	B,B1	Screw (11/64"n=40)	접시머리 보울트(11/64"n=40)		2	
G-34	07-031A-9570	B,B1	Gear Driving Shaft	기어 구동 축		1	
G-35	PBR-AA001700	B,B1	Bearing for G-34	기어 구동 축 베어링 (NTN608Z)		2	
G-36	PSR-AH000300	B,B1	Stop Ring for G-35	C형 멈춤링 (RTW22)		2	
G-37	DBS-DA033601	B,B1	Front Bushing for G-34	기어 구동 축 전붓싱 (C)		2	Jan.12.11
G-38	PBR-BA005400	B,B1	Clutch Bearing for G-37	로울러 축 상붓싱 클러치		2	
G-41-1	CHB-CC000100	B,B1	Connecting Rod for G-37	기어 구동 축 전붓싱 연결로드		2	
G-41-2	PBR-GC000300	B,B1	Bearing for G-41-1	상붓싱 연결로드 베어링(GE6E)		4	
G-42	DSC-FD002100	B,B1	Pivot Screw (M4×0.7)	상붓싱 연결로드 단나사		4	
G-43	CLB-JL012700	B,B1	Felt	로울러 축 연결로드 헬트		4	
G-47	CHB-BA004001	B	Saddle (R)-Trimming	축 받침 (右) - 사절		1	Mar.07.12
G-48	GP-045577-01	B1	Saddle (R)-Non Trimming	축 받침 (右) - 비사절		1	Mar.07.12
	09-054A-9570	B1	Saddle (R)-Non Trimming	축 받침 (右) - 비사절		1	
G-49	PWS-CA000500	B,B1	Washer (Ø6×t1.5)	포크 첩나사 와셔		16	
G-50	SC-0108-4113	B,B1	Screw (M6×1.0)	육각구멍볼이 볼트 (M6×1.0)		4	
G-51	DBS-DB010100	B,B1	Bushing (U) for G-58	축 축 상붓싱		1	
G-52	SC-0317-4517	B,B1	Screw (15/64"n=28)	육각구멍볼이 멈춤나사 (15/64"n=28)		1	

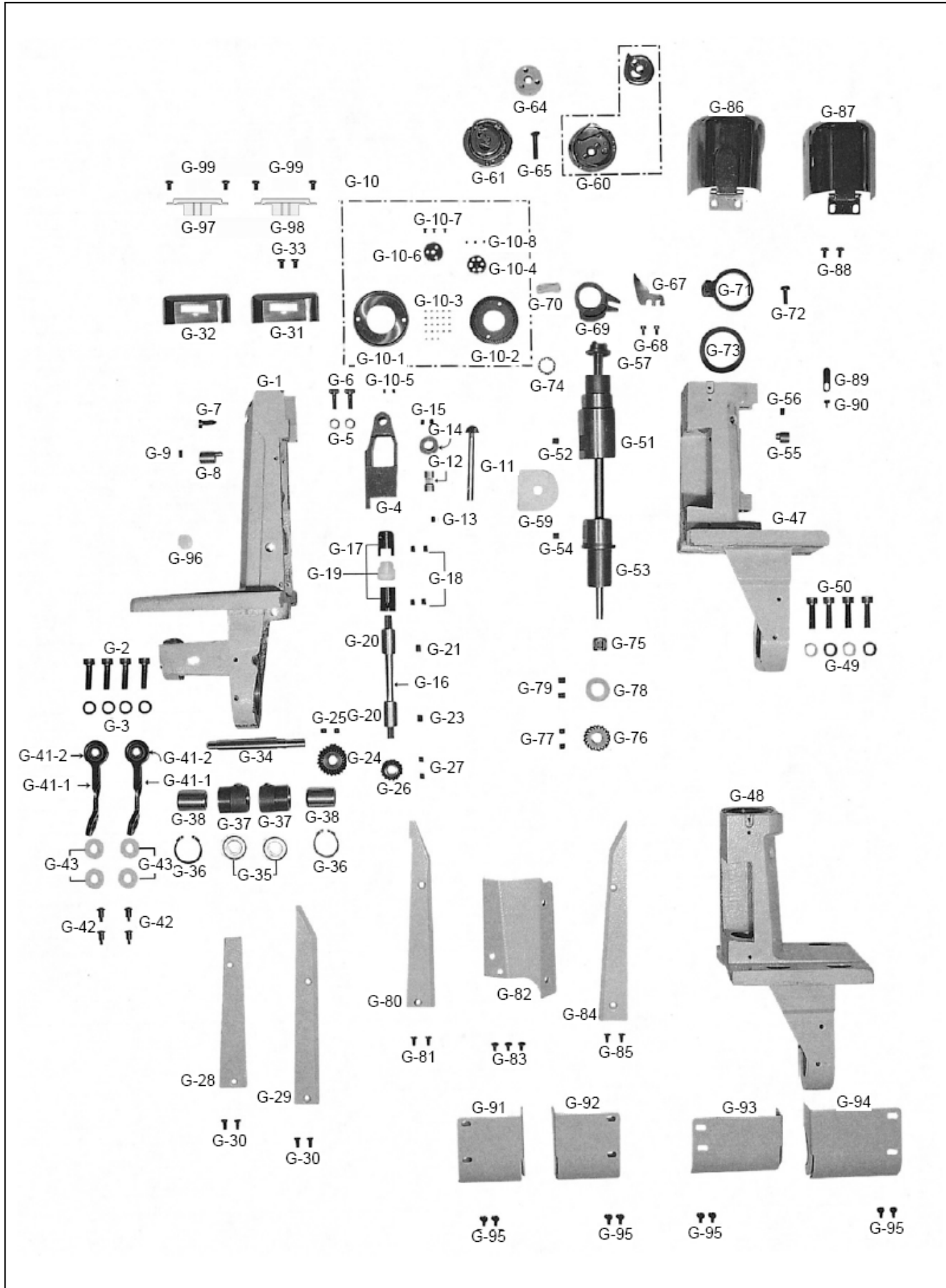
NOTE:

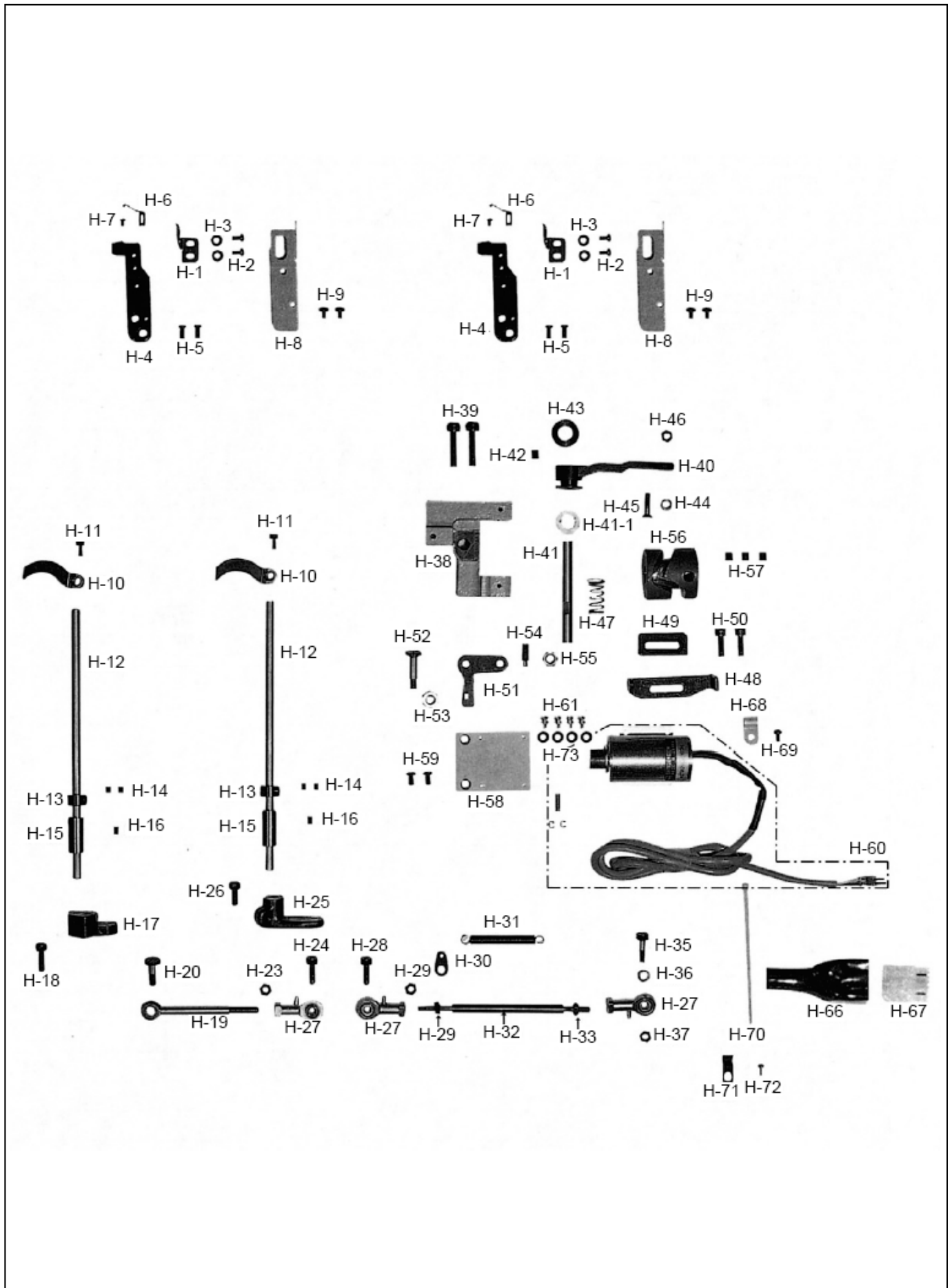
A=KM-967-7
 A1=KM-967
 B=KM-957-7
 B1=KM-957
=Common Part

G

Saddle & Hook Mechanism (KM-957)

새들 및 훅 관계 (KM-957)







Ref. No.	Parts No.	Note	Name of Parts	품 명	Q'ty		Applied Period
					A	B	
H-1	CTT-NB001700	A,B	Fixed Mes	고정메스 37728	2	1	
H-2	DSC-BJ001400	A,B	Screw (9/64'n=40)	홈볼이 둥근납작 작은나사(9/64'n=40)	4	2	
H-3	DWS-AA015900	A,B	Washer (Ø3.7×t0.5)	고정메스 첩나사 와셔	4	2	
H-4	CTT-BF001601	A,B	Holder for Fixed Mes	고정메스 홀더	2	1	Jan.18.11
H-5	DSC-BC001400	A,B	Screw (11/64'n=40)	홈볼이 접시 작은나사(11/64'n=40)	4	2	
H-6	CTT-BF001500	A,B	Thread Catcher	밀실잡이	2	1	
H-7	DSC-BF001300	A,B	Screw (3/32'n=56)	홈볼이 납작 작은나사(3/32'n=56)	2	1	
H-8	CTT-LA000200	A,B	Fixed Mes Cover	고정메스 커버 (C)	2	1	
H-9	DSC-BG000100	A,B	Screw (9/64'n=40)	홈볼이 바인딩 작은나사(9/64'n=40)	4	2	
H-10	CTT-NA001700	A,B	Moving Knife	동메스 37720	2	1	
H-11	SC-0211-4113	A,B	Screw (M4×0.7)	육각 구멍볼이 볼트 (M4×0.7)	2	1	
H-12	CTT-KC001500	A,B	Moving Knife Shaft	동메스 축 (C)	2	1	
H-13	DCL-AA010100	A,B	Collar for Moving Knife Shaft	동메스 축 카라 (C)	2	1	
H-14	SC-0164-4517	A,B	Screw (M5×0.8)	육각 구멍볼이 멈춤나사 (M5×0.8)	4	2	
H-15	10-116A-9577	A,B	Moving Knife Shaft Bushing	동메스 축 붓심	2	1	
H-16	SC-0352-4515	A,B	Screw (3/16'n=28)	홈볼이 멈춤나사 (3/16'n=28)	2	1	
H-17	CTT-CB002200	A	Moving Knife Shaft Crank(L)	동메스 축 크랭크 (左) (C)	1	-	
H-18	SC-0162-4113	A	Screw (M5×0.8)	육각 구멍볼이 볼트 (M5×0.8)	1	-	
H-19	CTT-CC002200	A	Moving Knife Shaft Connecting Rod	동메스 축 연결로드 (L=77.5)	1	-	
H-20	10-021S-9677	A	Pivot Screw (M5×0.8)	동메스 축 연결로드 첩나사	1	-	
H-23	DSN-AA001400	A	Nut for H-22	볼 조인트 첩너트(右)	1	-	
H-24	PSC-AC011100	A	Screw (M5×0.8)	톱니 홀더 고정볼트 (M5×0.8)	1	-	
H-25	CTT-CB002300	A,B	Moving Knife Shaft Crank(R)	동메스 축 크랭크 (右) (C)	1	1	Feb.23.11
H-26	SC-0162-4113	A,B	Screw (M5×0.8)	육각구멍볼이 볼트 (M5×0.8)	1	1	
H-27	PBR-GB000100	A,B	Joint for Moving Knife Shaft Crank	로트 앤드(右)	3	2	
H-28	PSC-AC011100	A,B	Screw (M5×0.8)	톱니 홀더 고정볼트 (M5×0.8)	1	1	
H-29	DSN-AA001400	A,B	Nut for H-27	볼 조인트 첩너트(左)	1	1	
H-30	CTT-BG000100	A,B	Spring Hook For Thread Trimmer	사철 리턴 스프링 걸이	1	1	
H-31	DSP-AB004500	A,B	Thread Trimming Return Spring	사철 리턴 스프링	1	1	
H-32	CTT-CR000200	A,B	Joint Connection Stud	조인트 연결통	1	1	
H-33	DSN-AA001400	A,B	Nut for H-32	볼 조인트 첩너트(右)	1	1	
H-35	DSC-FA014100	A,B	Pivot Screw (3/16'n=32)	요동 링크 연결조인트 단나사	1	1	
H-36	DWS-CA000100	A,B	Washer (Ø3.6×t0.9)	가마잡이 와셔	1	1	
H-37	DSN-AA001400	A,B	Nut (3/16'n=32)	볼 조인트 첩너트(右)	1	1	
H-38	CTT-BA001800	A,B	Thread Trimming Driving Base	사철구동 베이스	1	1	
H-39	PSC-AC005700	A,B	Screw(M6×1.0)	사철구동 베이스 첩나사	2	2	
H-40	CTT-CA002000	A,B	Thread Trimming Rock Link	사철 요동 링크	1	1	
H-41	CTT-KC001600	A,B	Thread Trimming Rocker Shaft	사철 요동 링크 축	1	1	
H-41-1	CTT-FB000200	A,B	Cushion Rubber	쿠션 고무(B)	1	1	
H-42	SC-0317-4517	A,B	Screw (15/64'n=28)	육각 구멍볼이 멈춤나사(15/64'n=28)	1	1	
H-43	CTT-FB000500	A,B	Rubber Cap (Ø10)	쿠션 고무	1	1	
H-44	CTT-CL000300	A,B	Thread Trimming Cam Roller	사철캠 로울러 (C)	1	1	
H-45	DSC-GA000400	A,B	Pivot Screw (3/16'n=32)	사철캠 로울러 단나사	1	1	
H-46	DSN-AA001400	A,B	Nut (3/16'n=32)	볼 조인트 첩너트(右)	1	1	
H-47	DSP-AA006500	A,B	Return Spring for H-40	스토퍼 핀 복귀 스프링	1	1	
H-48	CTT-BB003900	A,B	Thread Trimming Rock Link Stopper	사철 요동 링크 스토퍼	1	1	
H-49	CTT-BK000300	A,B	Stopper Adjusting Body	스토퍼 조정 몸체 (K5807)	1	1	
H-50	SC-0162-4113	A,B	Screw (M5×0.8)	육각구멍볼이 볼트 (M5×0.8)	2	2	
H-51	CTT-CM002800	A,B	Clutch Lever	클러치 레버	1	1	
H-52	DSC-FA018000	A,B	Pivot Screw (15/64'n=28)	클러치 레버 단나사	1	1	
H-53	SN-0121-4000	A,B	Nut (15/64'n=28)	육각너트 (15/64'n=28)	1	1	
H-54	DSC-CA005300	A,B	Screw (15/64'n=28)	클러치 레버 핀 나사	1	1	
H-55	SN-0121-4000	A,B	Nut (15/64'n=28)	육각너트 (15/64'n=28)	1	1	
H-56	CTT-DD000601	A,B	Thread Trimming Cam	사철캠	1	1	
H-57	DSC-CB000400	A,B	Screw (1/4'n=40)	육각 구멍볼이 멈춤나사(1/4'n=40)	3	3	
H-58	CTT-BB003000	A,B	Bracket for H-60	사철 솔레노이드 브라켓	1	1	
H-59	SC-0119-4119	A,B	Screw (11/64'n=40)	홈볼이 접시 작은나사(11/64'n=40)	2	2	

NOTE:

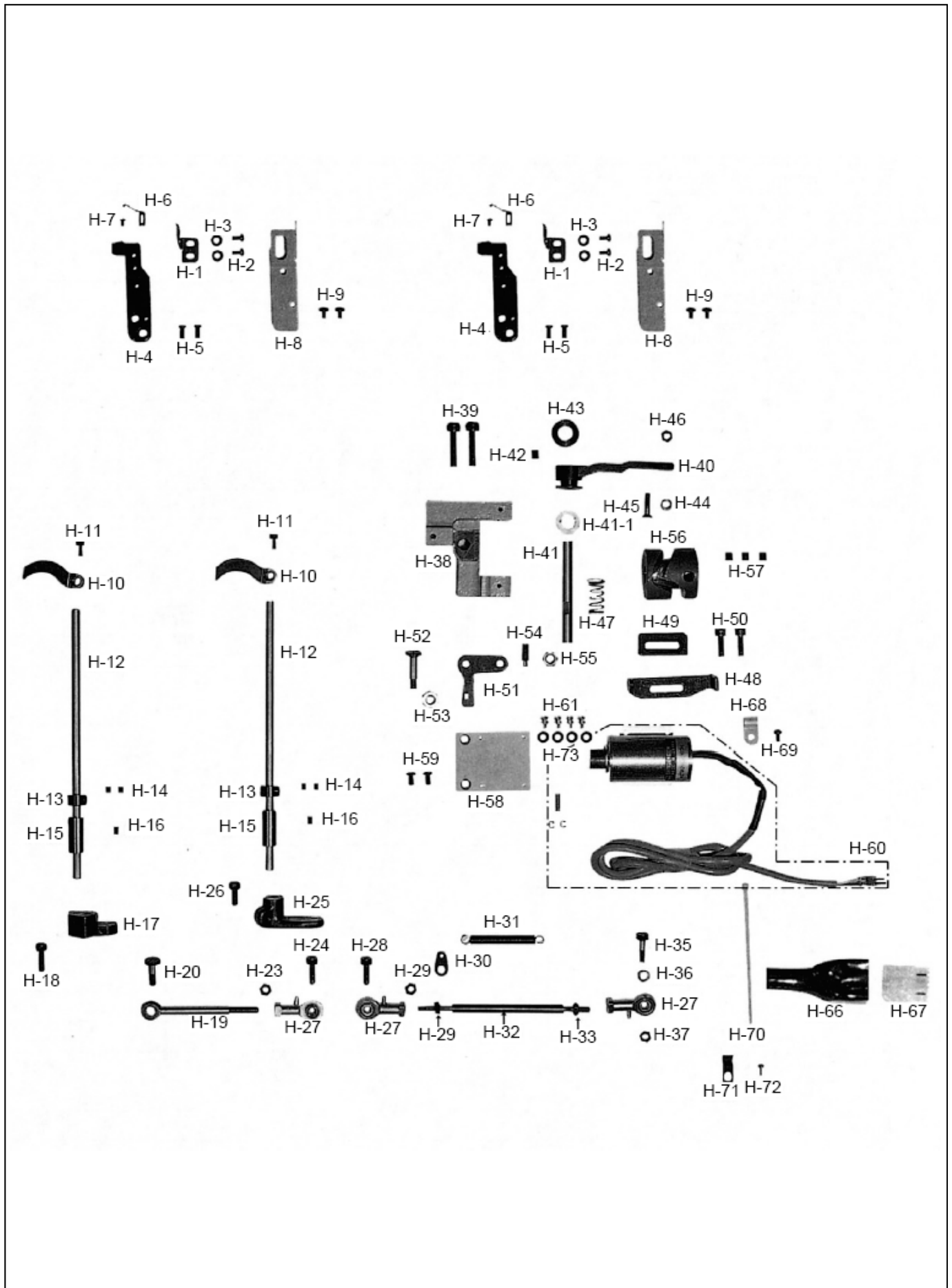
A=KM-967-7

A1=KM-967

B=KM-957-7

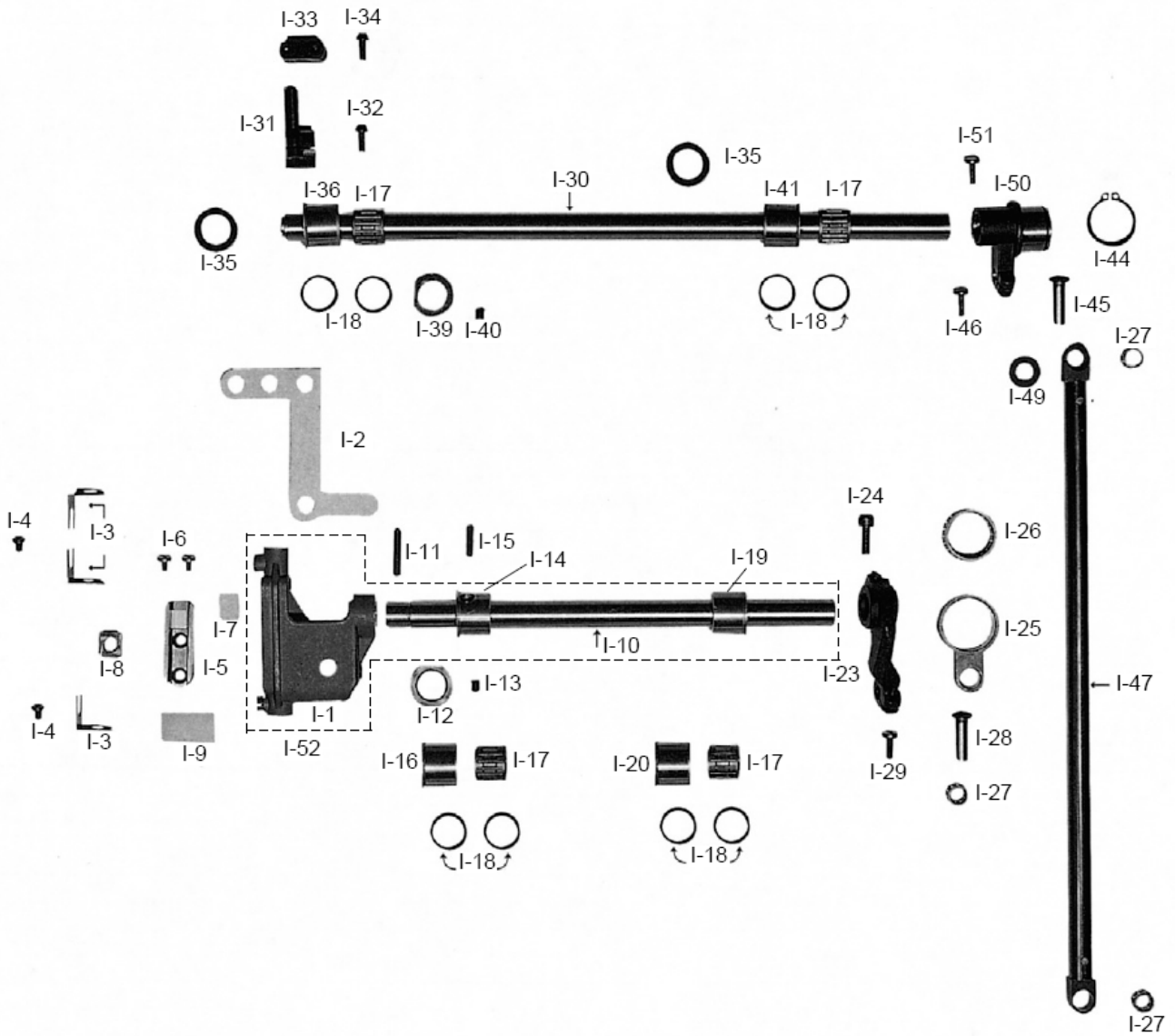
B1=KM-957

□=Common Part



Needle Bar Rocking Mechanism

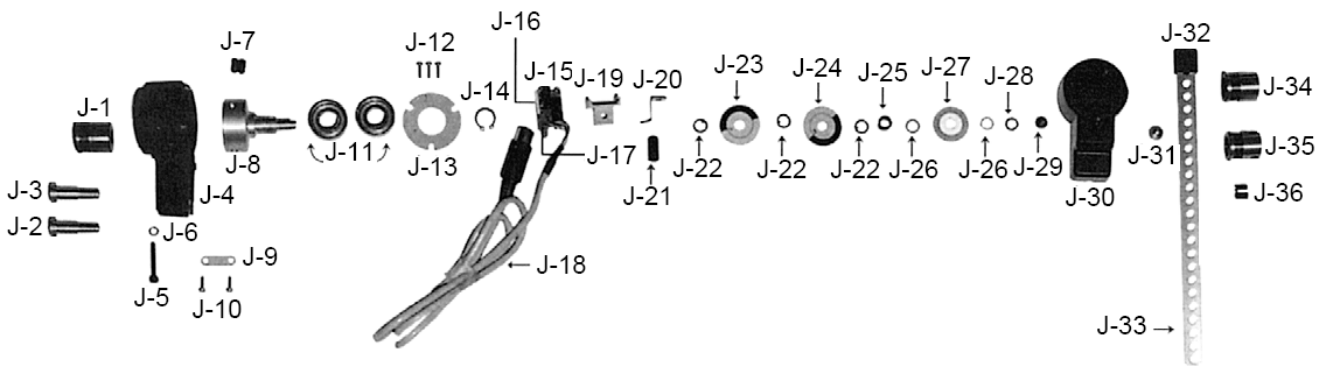
바늘대 요동 관계



J

Synchronizer Mechanism


외장형 싱크로나이저 관계



K

Needle Bar Up / Down Button Mechanism

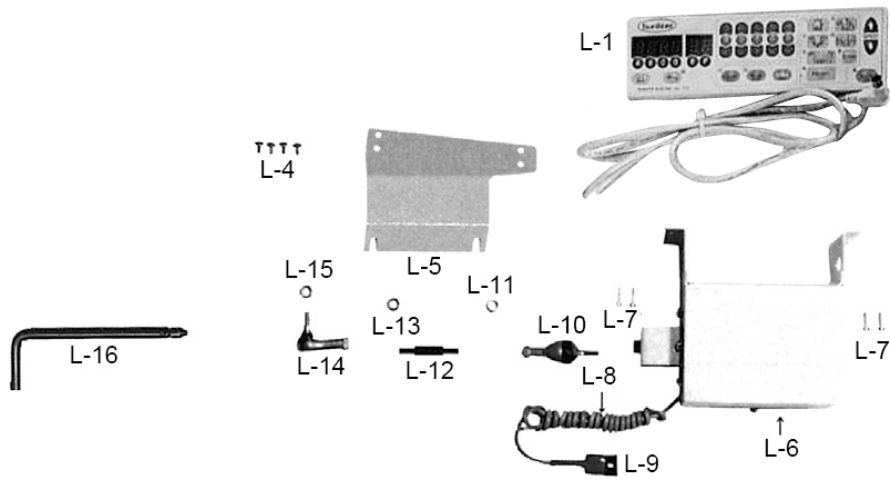
바늘대 상/하 버튼 관계





Program Unit Box Mechanism

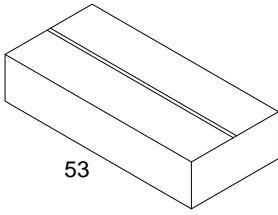
프로그램 유닛 박스 관계



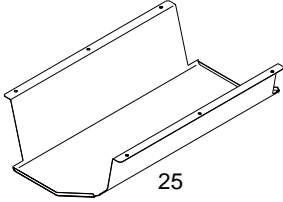
M

Accessory Mechanism

액세서리 관계

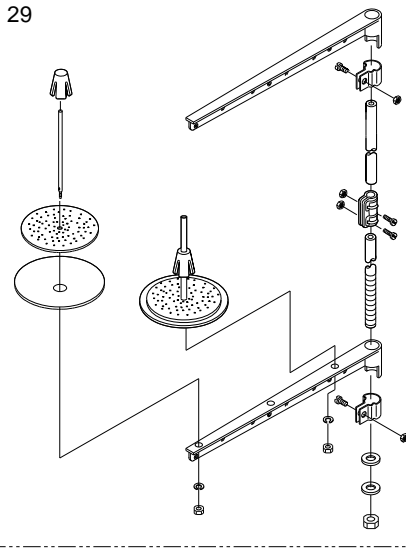


53

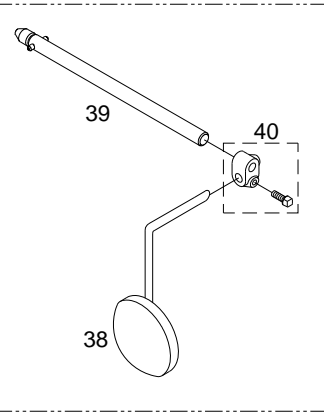
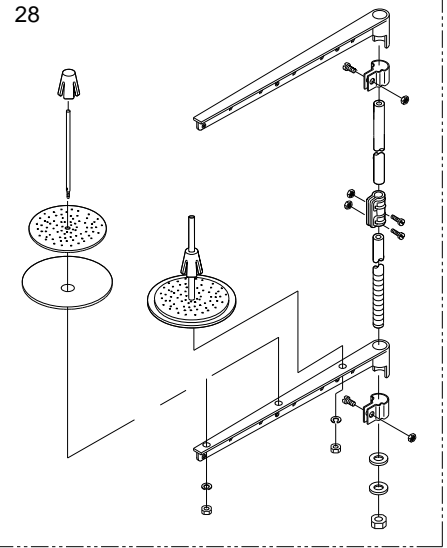


25

29



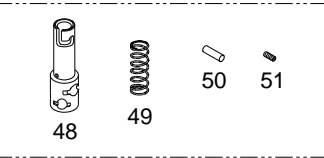
28



39

40

38

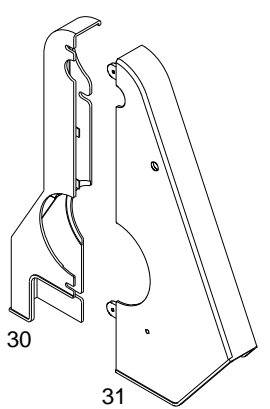


48

49

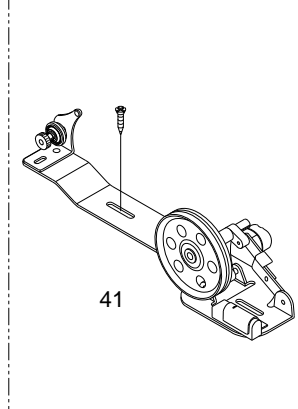
50

51

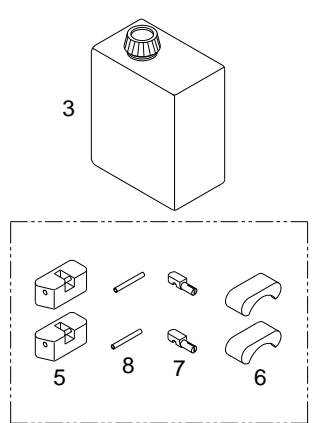


30

31



41



3

5

8

7

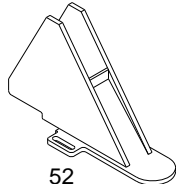
6



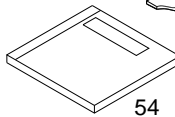
2



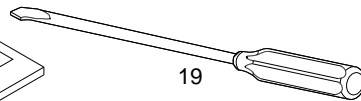
24



52




54



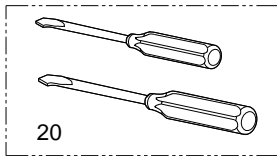
19



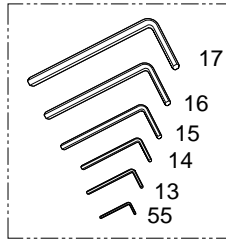
4



1



20



17

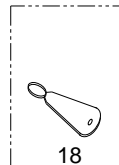
16

15

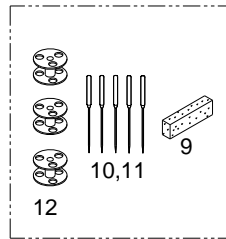
14

13

55



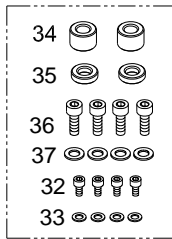
18



12

10,11

9



34

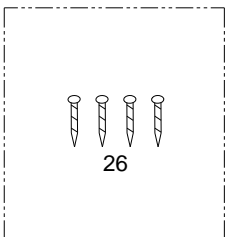
35

36

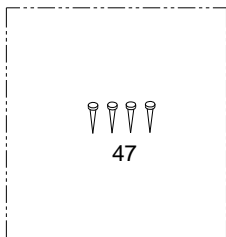
37

32

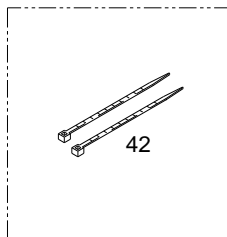
33



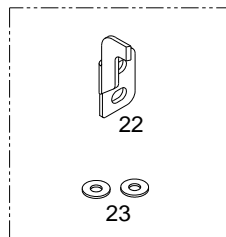
26



47

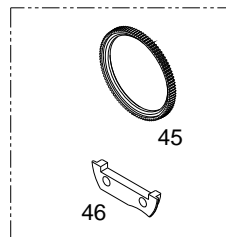


42



22

23

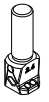
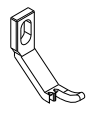
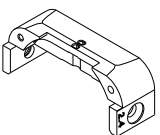
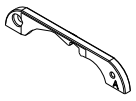
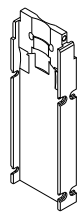

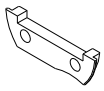


45

46

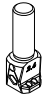

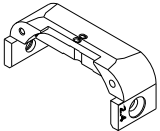
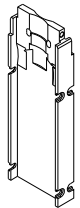

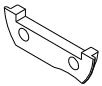
A 사절 (Thread Trimming Type) : KM-967-7

* : Standard

Gauge Size Roller Size		1.6mm		2.0mm		2.4mm (Standard)		3.2mm	
		Ø 26	Ø 36	Ø 26	Ø 36	Ø 26 (Standard)	Ø 36	Ø 26	Ø 36
 바늘잡이 (Needle Clamp)	바늘구멍 사선 (Diagonal Needle Hole)	GP-002957-00				04-014A-9670		-	-
	바늘구멍 평행 (Parallel Needle Hole)	-	-	-	-	* 04-004A-9670		04-034A-9670	
 니들 가드 (Needle Guard)	바늘구멍 사선 (Diagonal Needle Hole)	05-047A-9670		GP-048974-00		05-027A-9670		-	-
	바늘구멍 평행 (Parallel Needle Hole)	-	-	-	-	* 05-017A-9670		05-057A-9670	
 바늘판 (Needle Plate)	바늘구멍 사선 (Diagonal Needle Hole)	-	09-036A-9677	-	09-026A-9677	-	09-016A-9677	-	-
	바늘구멍 평행 (Parallel Needle Hole)	-	-	-	-	-	* GP-010485-01	-	09-046A-9677
 보조 바늘판 (Auxiliary Needle Plate)	바늘구멍 사선 (Diagonal Needle Hole)	-	09-037A-9677	-	09-057A-9677	-	09-017A-9677	-	-
	바늘구멍 평행 (Parallel Needle Hole)	-	-	-	-	-	* GP-010487-01	-	09-047A-9677
 포스트 (Post)		09-011A-9670		09-021A-9670		* 09-001A-9670		09-031A-9670	
 휠 톱니 (Wheel Feed Dog)		Roller Size ———— { <ul style="list-style-type: none"> Ø 26 : 09-002A-9670 Ø 36 : 09-003A-9670 							
 휠 톱니 고정판 (Wheel Feed Positioning Plate)		Roller Size ———— { <ul style="list-style-type: none"> Ø 26 : 09-005A-9670 Ø 36 : 09-004A-9670 							

B 비사절(Thread Trimming Type) : KM-967

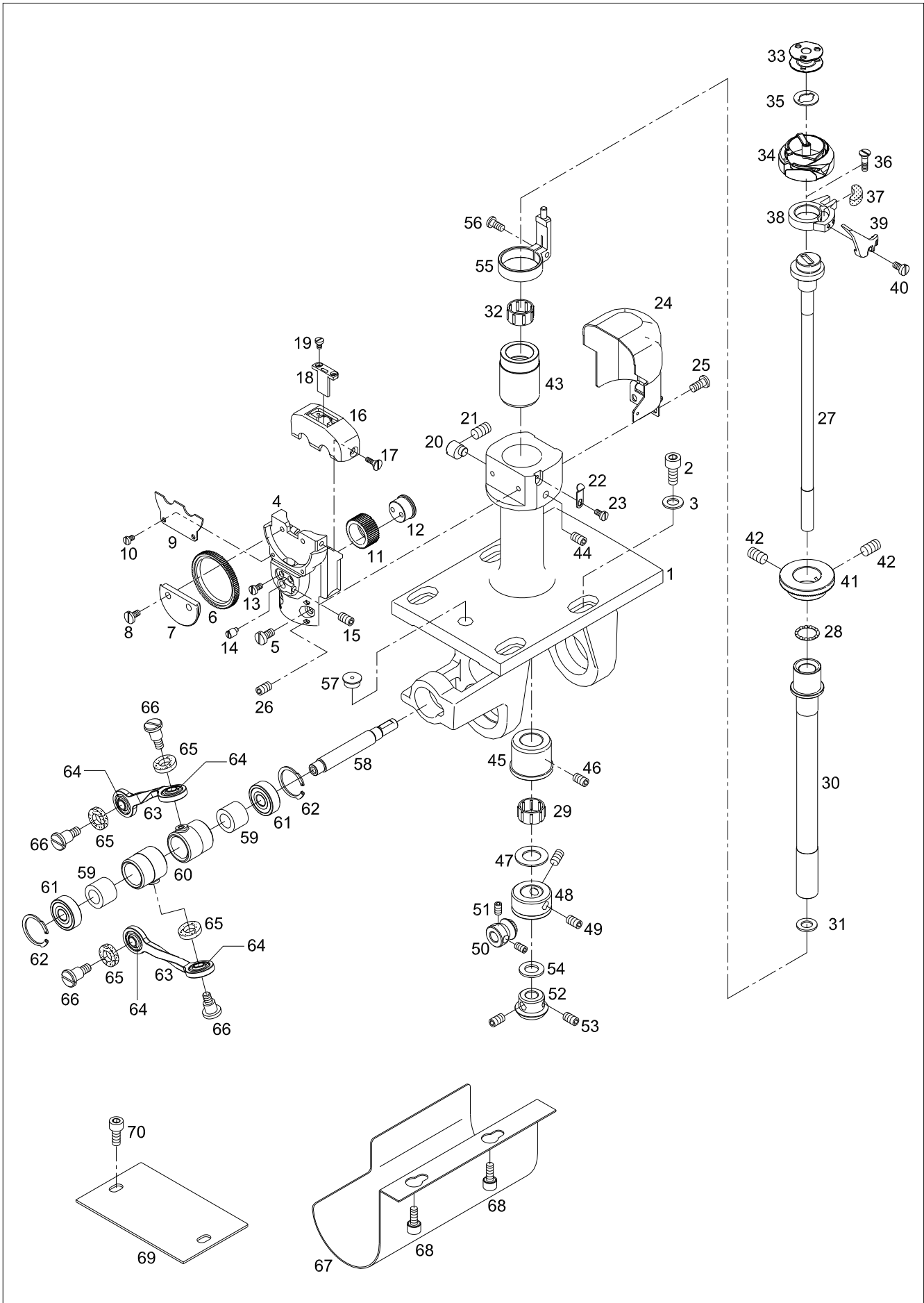
* : Standard

Gauge Parts		Gauge Size		1.6mm		2.0mm		2.4mm (Standard)		3.2mm	
		Roller Size		Ø 26	Ø 36	Ø 26	Ø 36	Ø 26 (Standard)	Ø 36	Ø 26	Ø 36
 바늘잡이 (Needle Clamp)	바늘구멍 사선 (Diagonal Needle Hole)	GP-002957-00				04-014A-9670		-	-		
	바늘구멍 평행 (Parallel Needle Hole)	-	-	-	-	* 04-004A-9670		04-034A-9670			
 니들 가드 (Needle Guard)	바늘구멍 사선 (Diagonal Needle Hole)	05-047A-9670		GP-048974-00		05-027A-9670		-	-		
	바늘구멍 평행 (Parallel Needle Hole)	-	-	-	-	* 05-017A-9670		05-057A-9670			
 바늘판 (Needle Plate)	바늘구멍 사선 (Diagonal Needle Hole)	09-010A-9670	09-012A-9670	09-013A-9670	09-014A-9670	09-015A-9670	09-018A-9670	-	-		
	바늘구멍 평행 (Parallel Needle Hole)	-	-	-	-	* 09-016A-9670 09-006A-9670		09-019A-9670	09-020A-9670		
 포스트 (Post)		09-011A-9670		09-021A-9670		* 09-001A-9670		09-031A-9670			
 휠 톱니 (Wheel Feed Dog)		Roller Size ———— { <ul style="list-style-type: none"> Ø 26 : 09-002A-9670 Ø 36 : 09-003A-9670 									
 휠 톱니 고정판 (Wheel Feed Positioning Plate)		Roller Size ———— { <ul style="list-style-type: none"> Ø 26 : 09-005A-9670 Ø 36 : 09-004A-9670 									

O

Small Saddle Mechanism (KM-957SR)

소형 새들 관계 (KM-957SR)



Ref. No.	Parts No.	Note	Name of Parts	품 명	Q'ty		Applied Period
					A	B	
O-1	GP-018933-01		Saddle	새들		1	
O-2	PSC-AC000600		Screw (M6×P1.0, L15)	새들 고정 나사		4	
O-3	DWS-AA028400		Washer	와셔		4	
O-4	GP-018917-01		Gear Base	기어 베이스		1	
O-5	SC-000588-00		Screw (M5×P0.8, L7)	기어 베이스 고정나사		2	
O-6	GP-018928-01		Wheel Feed	휠 톱니		1	
O-7	GP-018927-02		Wheel Feed Positioning Plate	휠 톱니 고정판		1	
O-8	DSC-BJ008000		Screw (M4×P0.7, L7)	휠 톱니 고정나사		2	
O-9	GP-018921-01		Gear Base Cover	기어 베이스 커버		1	
O-10	DSC-BF011100		Screw (M3×P0.5, L4)	기어 베이스 커버 고정나사		2	
O-11	GP-018929-00		Middle Gear	중간 기어		1	
O-12	GP-018930-00		Middle Gear Shaft	중간 기어 축		1	
O-13	DSC-BF021200		Screw (M4×P0.7, L7.5)	중간 기어 고정나사		2	
O-14	PN-000328-00		Pin for Adjusting Height of Feed Wheel	휠 톱니 높이조절핀		1	
O-15	PSC-CB004400		Screw (M3×P0.5, L4)	휠 톱니 높이조절핀 고정나사		1	
O-16	GP-039086-00		Needle Plate Base	침판 베이스		1	Aug.17.11
	GP-018916-00		Needle Plate Base	침판 베이스		1	
O-17	SC-000590-00		Screw (M4×P0.7, L7.5)	침판 베이스 고정나사		2	
O-18	GP-018931-00		Needle Plate	침판		1	
O-19	SC-000584-00		Screw (3/32" n=56)	침판 고정나사		2	
O-20	CHB-CH000200		Adjusting Pin	혹 축 상붓싱 조절핀		1	
O-21	DSC-CB000700		Screw (M5×P0.8)	조절핀 고정나사		1	
O-22	CHB-BG000100		Hook Cover Stopper	혹 커버 스토퍼		1	
O-23	SC-0549-2125		Screw (1/8" n=44)	혹 커버 스토퍼 고정나사		1	
O-24	AS-005072-00		Hook Cover Ass'y	혹 커버 조		1	
O-25	DSC-BG000100		Screw (9/64" n=40)	혹 커버 고정나사		2	
O-26	PSC-CB004400		Screw (M3×P0.5, L6)	기어 베이스 조절나사		4	
O-27	GP-020646-00		Hook Shaft	혹 축(일체형) (C)		1	
O-28	PBR-AC000400		Hook Shaft Bearing (KI15)	혹 축 베어링		1	
O-29	06-029A-9570		Needle cage (8×11×10)	혹 축 니들 케이지		2	
O-30	GP-018923-02		Wheel Feed Shaft	휠 톱니 축 (C)		1	
O-31	WS-000182-00		Hook Shaft Washer	혹 축 와셔		1	
O-32	PBR-BA004100		Needle cage (14×18×10)	휠 톱니 축 니들 케이지		2	
O-33	CHK-HB001100		Bobbin	보빈(표준)		1	
O-34	09-070A-9570		Hook	가마 HPF-490A(5) TR/CP		1	
O-35	09-139W-8677		Washer for (Ø6.3×t0.6)	혹 받침 와셔		1	
O-36	DSC-BB008700		Screw (M5×P0.8)	혹 고정나사		1	
O-37	CLB-JL012600		Opener Holder Felt	오프너 잡이 헬트		1	
O-38	CHB-BF000600		Opener Holder	오프너 잡이		1	
O-39	CHB-HN000700		Opener	보빈 케이스 오프너		1	
O-40	DSC-BF000100		Screw (1/8" n=44)	오프너 고정나사		2	
O-41	DGR-AC001300		Wheel Feed Driving Gear	휠 톱니 구동 기어		1	
O-42	DSC-CB001600		Screw (M6×P0.75)	구동 기어 고정나사		2	
O-43	GP-018925-00		Hook Shaft Upper Bushing	혹 축 상붓싱		1	
O-44	PSC-CB001500		Screw (M6×P1.0, L8)	혹 축 상붓싱 고정나사		1	
O-45	GP-018926-01		Hook Shaft Lower Bushing	혹 축 하붓싱		1	
O-46	PSC-CB001500		Screw (M6×P1.0, L8)	혹 축 하붓싱 고정나사		1	
O-47	DWS-AA019100		Washer	톱니 구동 기어(B) 와셔		1	
O-48	09-095A-9670		Wheel Feed Driving Gear (B)	톱니 구동 기어(B)		1	
O-49	09-009S-9670		Screw (M6×P0.75)	톱니 구동 기어(B) 고정나사		2	
O-50	DGR-AD001800		Wheel Feed Driving Gear (A)	톱니 구동 기어(A)		1	
O-51	DSC-CB001600		Screw (M6×P0.75)	톱니 구동 기어(A) 고정나사		2	
O-52	DGR-AD001500		Hook Shaft Gear (37183)	혹 축 기어		1	
O-53	DSC-CB001600		Screw (M6×P0.75)	혹 축 기어 고정나사		2	
O-54	DWS-AA018900		Washer	혹 축 기어 와셔		1	
O-55	GP-018924-00		Opener Stopper	오프너 위치 스토퍼		1	
O-56	DSC-BF001000		Screw (11/64" n=40)	오프너 위치 스토퍼 고정나사		1	

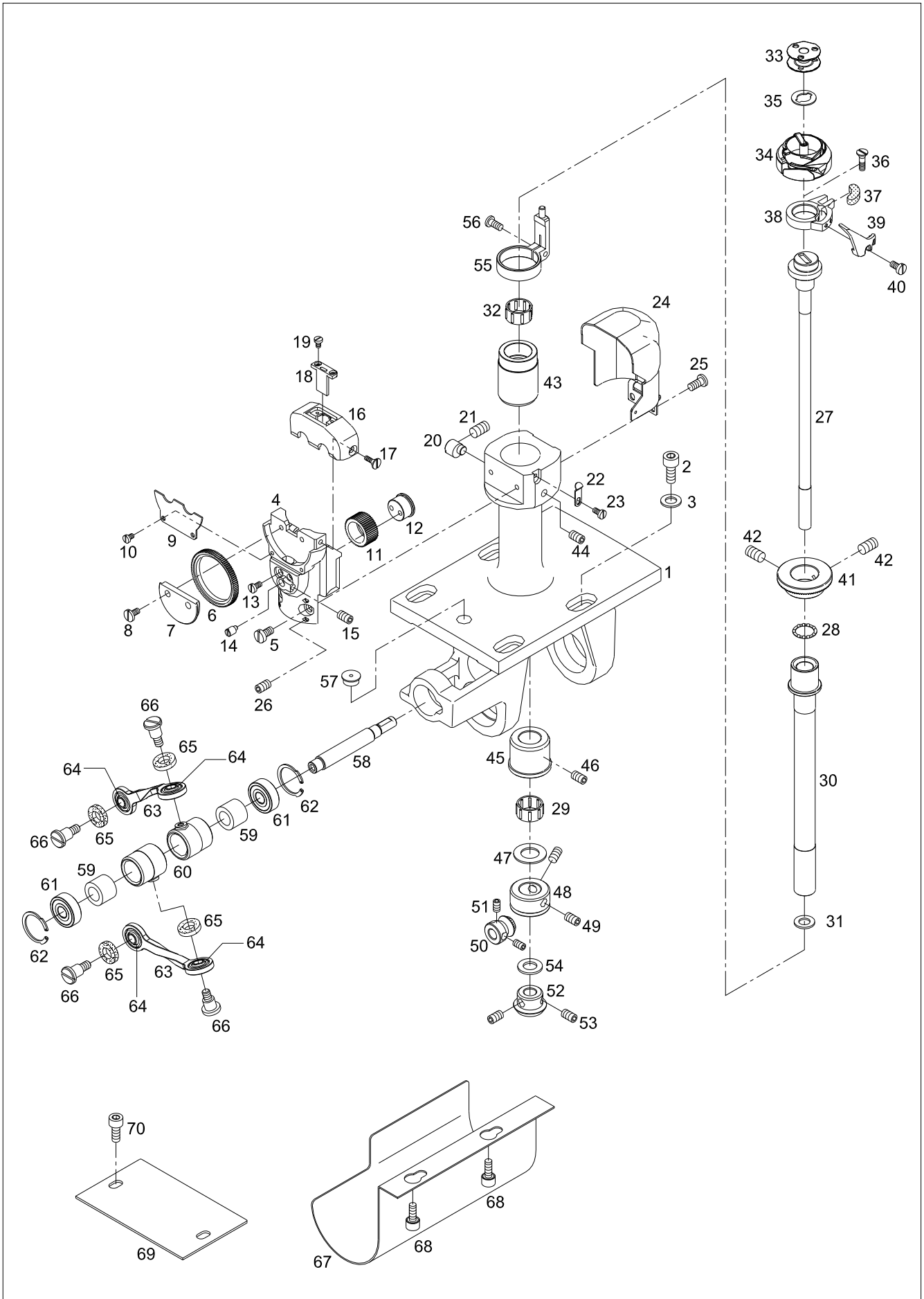
NOTE:

A=KM-967-7
A1=KM-967
B=KM-957-7
B1=KM-957
□=Common Part

O

Small Saddle Mechanism (KM-957SR)

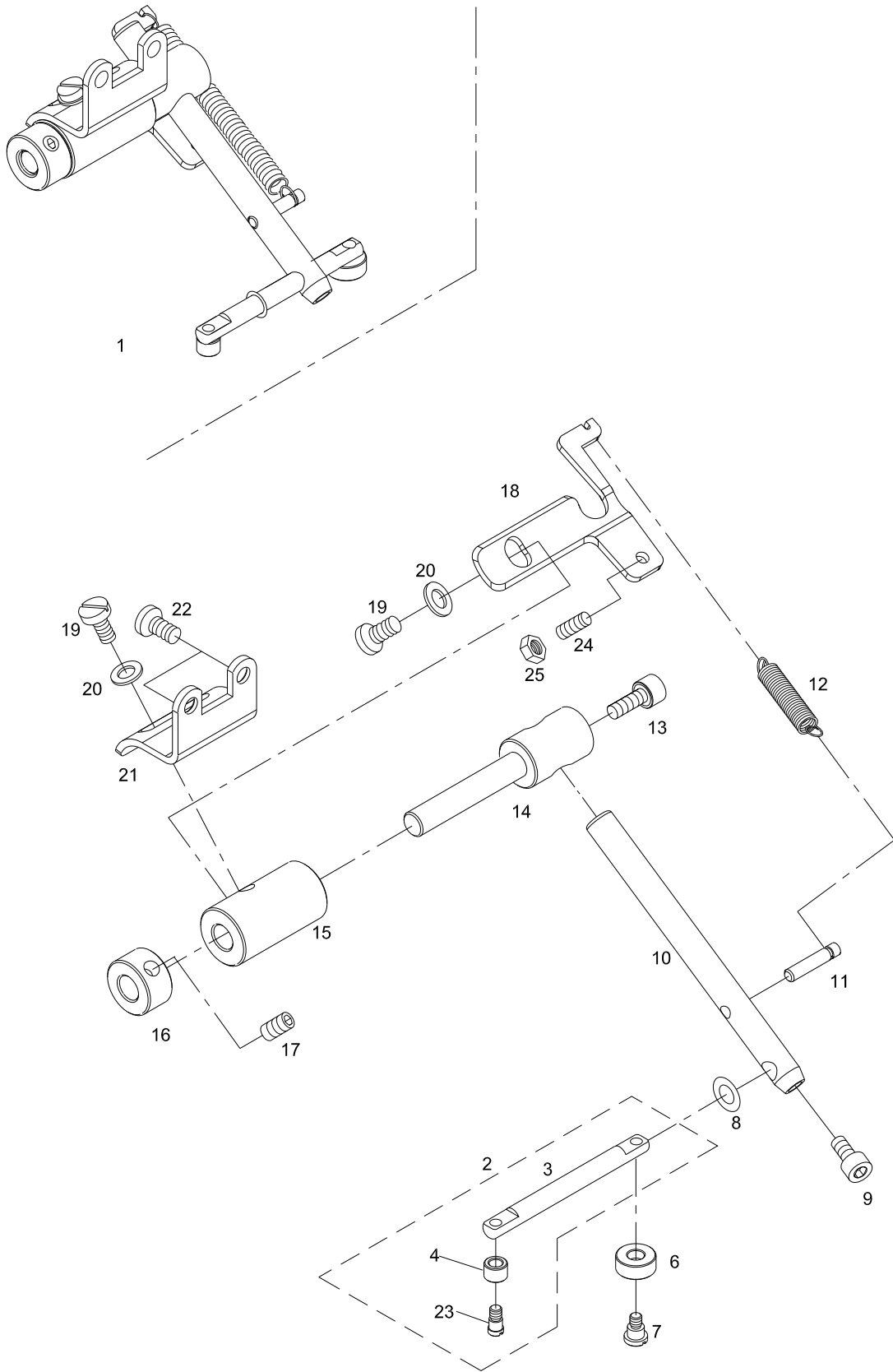
소형 새들 관계 (KM-957SR)



P

Roller Edge Guide Mechanism (Option)

롤러 엣지 가이드 관계 (선택사양)



Index

Parts No.	Name of Parts	Page	Ref.No.	Parts No.	Name of Parts	Page	Ref.No.	Parts No.	Name of Parts	Page	Ref.No.
01-001A-9570	Arm, Arm Base, Bed-Non Trimming	7	A-2	11-012S-SC53	Screw (A) For E-34 (11/32"n=28)	37	J-3	AS-003197	Arm, Arm Base, Bed-Trimming	7	A-1
01-001A-9577	Arm, Arm Base, Bed-Trimming	7	A-1	11-013S-SC53	Screw (B) For E-34 (5/16"n=24)	37	J-2	AS-003788	Magnetic Holder	15	D-60-1
01-010A-9570	Face Plate	7	A-9	11-017W-2000	Washer	33	H-73	AS-005072	Hook Cover Ass'y	47	O-24
01-011L-2350	Cable Holder(5N)	9	A-64	11-019M-2350	Tube for H-60	33	H-66	AS-005700	Roller Fixing Shaft (Ass'y)	51	P-2
01-018M-2350	Plug for H-60	33	H-67	11-021S-2500	Screw For D-60-1	17	D-60-3	AS-005993	Roller Edge Guide Ass'y	51	P-1
01-032A-9570	Rear Cover	7	A-29	11-022W-2500	Washer For D-60-1	17	D-60-2	AS-016937	Arm, Arm Base, Bed-Non Trimming	7	A-2
02-020W-2350	Washer (Ø6×1.5)	23	F-16	11-104C-SC51	Connection Plate For Synchronizer	37	J-33	AUF-PS0003	Roller Driving Bar Ass'y	35	I-47
0401MC-7113	Screw(M4×P0.7 L10)	51	P-24	11-105C-SC51	Lock Rubber For Synchronizer	37	J-32	CAB-BA0005	Bed Support	7	A-7
05-017A-9670	Needle Guard (Standard : 2.4mm)	19	E-17	11-200A-SE55	P.C.B Assembly	37	J-15	CAC-BJ0006	Needle Thread Inserting Guide	43	M-18
05-024A-9570	Upper Bushing for E-23	19	E-24	12-002A-9577	Button Case Cover	39	K-5	CAC-JB0001	Oil Tank	43	M-4
05-038A-9570	Holder For E-23 (Ø36)	19	E-40	12-004R-9577	Insulated Rubber(B) for Switch	39	K-3	CAC-JB0002	Oil	43	M-3
06-001A-9570	Feed Length Control Button	13	C-1	12-005A-9577	Switch	39	K-1	CAC-MH0001	Accessory Bag	43	M-1
06-008B-SC53	Synchronizer Cover (Other Company Type)	37	J-30	12-006S-2700	Button Support Screw	39	K-7	CFA-BB0028	Presser Plate for C-7	13	C-4
06-009B-SC53	Synchronizer Base (Other Company Type)	37	J-4	12-006S-2700	Screw (B)	39	K-10	CGA-BB0005	Guid of Needle Plate -1.6	29	G-97
06-018A-9570	Feed Cam Moving Body Ass'y	13	C-18	12-009C-9577	Button(B)- Red	39	K-2	CGA-GA0195	Needle Plate - Trimming	27	G-31
06-024A-9570	Collar for C-16	13	C-24	12-011S-SC53	Synchronizer Film (UP)	37	J-23	CGA-GB0191	Wheel Feed	23	F-3
06-029A-9570	Needle cage (8×11×10)	47	O-29	12-012S-SC53	Synchronizer Film (DOWN)	37	J-24	CGA-GB0191	Wheel Feed	43	M-45
06-030A-9570	Stud for C-27	13	C-30	12-015M-2350	Cable for Auto Knee Lifting Solenoid	41	L-8	CGA-GB0192	Wheel Feed	27	G-10-1
06-032P-7400	Pin (Ø7×34.4)	7	A-4	12-016B-SE55	Cable For Din Connector	37	J-18	CGA-GC0185	Roller (Ø26)	19	E-50-1
06-032P-7400	Pin (Ø7×34.4)	7	A-6	12-101C-SC51	Fixing Plate For Cable	37	J-9	CGA-GC0186	Roller (Ø36)	19	E-50-1
06-037R-9570	Cover for C-43	13	C-44	12-102C-SC51	Stopper For Bearing	37	J-13	CGA-GD0083	Needle Clamp(Standard:2.4mm)	11	B-22
06-037R-9570	Cover for C-50	13	C-51	12-103C-SC51	Stopper Bushing For Bearing	37	J-27	CHB-BA0022	Post	23	F-1
06-037R-9570	Cover For I-17	35	I-18	12-103R-9577	Insulated Rubber(A)(C) for Switch	39	K-4	CHB-BA0024	Post (1.6/1.8mm)	25	F-80
06-096S-207P	Screw	43	M-36	12-103S-SC51	Screw For Photo Sensor Assembly (Other Company Type)	37	J-5	CHB-BA0025	Post (Non TRIMMING)	25	F-82
06-135A-9570	Bushing (F) for C-32	13	C-35	12-104C-SC51	Screw For E-39	37	J-10	CHB-BA0026	Saddle (L)-Trimming	23	F-12
06-135A-9570	Front Bushing For I-10	35	I-16	12-104C-SC51	Screw For Bearing Stopper	37	J-12	CHB-BA0027	Saddle (R)-Trimming	23	F-14
06-135A-9570	Front Bushing For I-30	35	I-36	12-105B-SC53	P.C.B Holder	37	J-19	CHB-BA0040	Saddle (R)-Trimming	27	G-47
06-138A-9570	Crank (F) for C-32	13	C-38	12-105C-SC51	Lock Nut For Photo Sensor Assembly	37	J-21	CHB-BB0004	Guide for G-10-3	27	G-10-4
06-138A-9570	Crank (F) For I-30	35	I-31	15-003S-9570	Screw (1/8"n=40)	35	I-6	CHB-BF0006	Opener Holder	47	O-38
06-142A-9570	Bushing (M) for C-32	13	C-42	16-007B-SC53	P.C.B Holder Plate	37	J-20	CHB-BF0007	Opener Stopper	23	F-42
06-142A-9570	Rear Bushing For I-30	35	I-41	16-008S-2000	Screw For Synchronizer Cover	37	J-31	CHB-BF0007	Opener Stopper	29	G-71
06-142A-9670	Rear Bushing For I-10	35	I-20	16-010S-2000	Screw For E-34	37	J-7	CHB-BF0010	Opener Holder	23	F-40
06-149A-9570	Bushing (R) for C-32	13	C-49	16-015A-2000	Bearing (6001z)	37	J-11	CHB-BF0010	Opener Holder	29	G-69
06-303A-SC51	Synchronizer Shaft (Other Company Type)	37	J-8	17-437C-7907	Tube for A-50	7	A-52	CHB-BG0001	Hook Cover Stopper	25	F-72
07-007S-306H	Needle Cage for F-29	23	F-46	18-107B-9000	Auto Knee Lifter Solenoid	41	L-6	CHB-BG0001	Hook Cover Stopper	29	G-89
07-028A-967B	Gear Driving Base	15	D-44	20-040W-2516	Washer for (No.17)	51	P-20	CHB-BG0001	Hook Cover Stopper	47	O-22
07-031A-9570	Gear Driving Shaft	27	G-34	25-004A-3200	Middle Connecting Bar	41	L-12	CHB-BJ0007	Wheel Feed Positioning Plate	23	F-4
07-032A-9570	Bearing (NTN608Z)	49	O-61	25-006A-3200	Knee Lifting Shaft	41	L-16	CHB-BJ0007	Wheel Feed Positioning Plate	43	M-46
07-101A-9570	Lower Shaft "A"	15	D-19	30-001M-SE55	Screw	41	L-4	CHB-CC0001	Connection Rod for D-55	15	D-57
08-010B-3701	Plug for A-50	7	A-54	40-001A-9677	Thread Tension Control Ass'y	7	A-41	CHB-CC0001	Connecting Rod for E-24	19	E-29-1
08-014C-3701	Tube(C)	41	L-9	40-002A-9670	Thread Tension Control Ass'y	7	A-42	CHB-CC0001	Connecting Rod for G-37	27	G-41-1
09-006A-9670	Needle Plate(2.4mm)-Non Trimming	23	F-7	40-003A-9577	Thread Tension Control Ass'y	7	A-43	CHB-CC0001	Connecting Rod	49	O-63
09-009S-9670	Screw (M6×P0.75)	47	O-49	40-004A-9570	Thread Tension Control Ass'y	7	A-44	CHB-CH0002	Adjusting Pin for F-20	23	F-26
09-011A-9570	Body for Wheel Feed Driving	27	G-1	40-006A-9577	Tension Release Solenoid Ass'y(4)	7	A-50	CHB-CH0002	Adjusting Pin For G-51	29	G-55
09-014A-9570	Wheel Feed Holder	27	G-4	40-109P-9570	Tension Releasing Shaft	7	A-45	CHB-CH0002	Adjusting Pin	47	O-20
09-027A-9570	Feed Gear	27	G-11	43-024A-9570	Knee Lifter Bar Support Shaft	43	M-39	CHB-CH0003	Adjusting Pin for G-4	27	G-8
09-035A-9570	Claw Clutch Stud	27	G-19	43-101A-1600	Knee Lifting Pad Assembly	43	M-38	CHB-CV0001	Feed Gear Shaft Claw Clutch	27	G-17
09-046W-3701	Screw Washer For Photo Sensor Assembly (Other Company Type)	37	J-6	60-005A-9570	Belt Cover Support Bushing (L)	43	M-34	CHB-HN0007	Opener for F-34	23	F-38
09-047A-9570	Needle Plate - Non Trimming	27	G-32	60-006A-9570	Belt Cover Support Bushing (S)	43	M-35	CHB-HN0007	Opener	47	O-39
09-054A-9570	Saddle (R)-Non Trimming	27	G-48	91-001C-8270	Head Cover	43	M-2	CHB-KC0010	Feed Gear Shaft	27	G-16
09-070A-9570	Hook-Non Trimming	23	F-32	91-027B-3000	Screw	41	L-7	CHB-KF0003	Wheel Feed Driving Shaft	23	F-49
09-070A-9570	Hook-Non Trimming	29	G-61	99-003M-9570	Inner Box	43	M-53	CHB-KF0004	Gear Driving Shaft	15	D-47
09-070A-9570	Hook	47	O-34	AAC-PS0001	Bobbin Winder Assembly	43	M-41	CHB-KH0003	Hook Shaft (Eccentric Cam)	29	G-57
09-095A-9670	Wheel Feed Driving Gear (B)	47	O-48	AFA-PS0012	Feed Eccentric Control Asm.	13	C-10	CHB-LA0008	Saddle Cover(D)	29	G-84
09-139W-8677	Washer for (Ø6.3×10.6)	47	O-35	AHB-PS0004	Wheel Feed Ass'y	27	G-10	CHB-LA0009	Gear Cover "A"(Left Upper)	25	F-74
09-140A-8677	Opener for G-63	29	G-67	ALS-PS0011	Lower Shaft Claw Clutch Ass'y	15	D-30	CHB-LA0010	Gear Cover "B"(Left Lower)	25	F-75
10-021S-9677	Pivot Screw (M5×0.8)	31	H-20	APB-PS0003	Roller Presser Foot Ass'y (Ø26)(KC)	21	E-78	CHB-LA0011	Gear Cover "E"(Right, Upper)	25	F-77
10-116A-9577	Moving Knife Shaft Bushing	31	H-15	APB-PS0004	Roller Presser Foot Ass'y (Ø36)(KC)	21	E-79	CHB-LA0011	Gear Cover "E"(Right, Upper)	29	G-94
11-006C-SC53	Fixed Bushing For Synchronizer Film	37	J-28	APB-PS0005	Roller Presser Foot Ass'y (Ø26)	21	E-77	CHB-LA0012	Gear Cover "F"(Right, Lower)	25	F-76
11-007S-SC53	Screw For Synchronizer Film	37	J-29	APB-PS0006	Roller Presser Foot Ass'y (Ø36)	21	E-80	CHB-LA0012	Gear Cover "F"(Right, Lower)	29	G-93
11-008W-SC53	Washer For Synchronizer Film	37	J-22	APM-PS0020	Knee Lifter Bar Ass'y	21	E-71	CHB-LA0013	Hook Cover-Trimming	25	F-69
11-011C-SC53	Connection Bushing For Synchronizer (Other Company Type)	37	J-1	AS-000172	Knee Lifter Crank Ass'y	21	E-62	CHB-LA0013	Hook Cover-Trimming	29	G-86

Index

Parts No.	Name of Parts	Page	Ref.No.	Parts No.	Name of Parts	Page	Ref.No.	Parts No.	Name of Parts	Page	Ref.No.
CHB-LA0014	Hook Cover-Non Trimming	25	F-70	CMB-LD0145	Model Mark (KM-957-7)	7	A-27	CTT-BF0016	Holder for Fixed Mes	31	H-4
CHB-LA0014	Hook Cover-Non Trimming	29	G-87	CMB-LD0146	Model Mark (KM-957)	7	A-28	CTT-BG0001	Spring Hook For Thread Trimmer	31	H-30
CHB-LA0019	Gear Cover "D"(Left, Lower)	29	G-92	CMB-LD0147	Model Mark (KM-957SR)	9	A-63	CTT-BK0003	Stopper Adjusting Body	31	H-49
CHB-LA0026	Gear Cover "C"(Left, Upper)	29	G-91	CMS-BN0001	Stitch Length Control Ring	15	D-12	CTT-CA0020	Thread Trimming Rock Link	31	H-40
CHB-LA0034	Saddle Cover (B)	23	F-65	CMS-BN0002	Stitch Length Control Ring	15	D-13	CTT-CB0022	Moving Knife Shaft Crank(L)	31	H-17
CHB-LA0034	Saddle Cover(B)	29	G-82	CMS-KC0001	Middle Shaft	15	D-1	CTT-CB0023	Moving Knife Shaft Crank(R)	31	H-25
CHB-LB0003	Saddle Cover(A)	23	F-63	CNB-BC0008	Needle Bar Frame	35	I-1	CTT-CC0022	Moving Knife Shaft Connecting Rod	31	H-19
CHB-LB0003	Saddle Cover(A)	29	G-80	CNB-BF0027	Needle Bar Frame Ass'y	35	I-52	CTT-CL0003	Thread Trimming Cam Roller	31	H-44
CHB-LB0004	Saddle Cover (C)	25	F-67	CNB-BJ0011	Needle Bar Clamp	11	B-29	CTT-CM0028	Clutch Lever	31	H-51
CHB-LB0005	Cover (F) for G-1	27	G-28	CNB-BJ0011	Needle Clamp Holder	11	B-23	CTT-CR0002	Joint Connection Stud	31	H-32
CHB-LB0006	Cover (F) for G-1	27	G-29	CNB-BJ0011	Plate for Needle Bar Guide Block	35	I-5	CTT-DD0006	Thread Trimming Cam	31	H-56
CHK-HA0018	Hook-Trimming	23	F-31	CNB-BJ0014	Stopper for Needle Bar Frame	11	B-31	CTT-FB0002	Cushion Rubber	31	H-41-1
CHK-HA0018	Hook-Trimming	29	G-60	CNB-BK0014	Needle Bar Guide Block	35	I-8	CTT-FB0005	Rubber Cap (Ø10)	31	H-43
CHK-HB0011	Bobbin	23	F-35	CNB-BA0022	Needle Bar	11	B-19	CTT-GA0001	Needle Plate(2.4mm)-Trimming	23	F-6
CHK-HB0011	Bobbin	29	G-64	CNB-BA0037	Needle Bar	11	B-20	CTT-GA0003	Auxiliary Needle Plate (Standard : 2.4mm)	23	F-8
CHK-HB0011	Bobbin	43	M-12	CNB-KC0003	Needle Bar Rock Shaft	35	I-10	CTT-KC0015	Moving Knife Shaft	31	H-12
CHK-HB0011	Bobbin	47	O-33	CPB-AC0001	Body for Roller Ass'y	19	E-13	CTT-KC0016	Thread Trimming Rocker Shaft	31	H-41
CL-000131	Collar	51	P-16	CPB-BB0011	Presser Bar Bracket	19	E-5	CTT-LA0002	Fixed Mes Cover	31	H-8
CLB-BF0012	Holder for I-2	35	I-3	CPB-BB0018	Needle Guard Bracket	19	E-16	CTT-NA0017	Moving Knife	31	H-10
CLB-BG0038	Felt For Upper Thread Supply	7	A-21-1	CPB-BB0019	Roller Foot Ass'y Bracket (Ø36)	19	E-46	CTT-NB0017	Fixed Mes	31	H-1
CLB-BG0058	Magnetic Holder	17	D-60-1	CPB-BB0020	Guide for E-46	19	E-48	CTT-NB0017	Fixed Mes	43	M-22
CLB-JL0065	Felt (8×32)	7	A-22	CPB-BB0021	Roller Foot Ass'y Bracket (Ø26)	19	E-46	CUF-CA0031	Link For Needle Bar Lock Shaft	35	I-23
CLB-JL0065	Felt(8×24)	43	M-9	CPB-BF0017	Roller Shaft Hinge Body	19	E-19	CUF-CA0032	Roller Rock Shaft Connecting Link	35	I-25
CLB-JL0097	Felt	23	F-30	CPB-BF0018	Holder For E-23 (Ø26)	19	E-40	CUF-CB0035	Roller Driving Shaft Crank (R)	35	I-50
CLB-JL0097	Felt	29	G-59	CPB-BJ0019	Pressure Adjust plate spring	19	E-8	CUF-KC0010	Roller Driving Shaft	35	I-30
CLB-JL0098	Felt for F-49	23	F-50	CPB-BJ0020	Positioning plate for E-50-3	19	E-50-4	CUS-DA0024	Link Cam	11	B-2
CLB-JL0099	Felt	35	I-2	CPB-BJ0020	Positioning Plate for G-10-3	27	G-10-6	CUS-KC0024	Upper Shaft	11	B-1
CLB-JL0100	Felt	35	I-7	CPB-BJ0021	Guide Plate for E-50-3	19	E-50-2	DBR-AD0001	Roller Driving Ball	19	E-50-3
CLB-JL0126	Opener Holder Felt	23	F-41	CPB-BN0001	Snap Ring for E-23	19	E-42	DBR-AD0001	Ball for G-10-1	27	G-10-3
CLB-JL0126	Opener Holder Felt	29	G-70	CPB-CC0003	Connecting Rod for E-32	19	E-37-1	DBS-DA0236	Bushing (U) for F-49	23	F-18
CLB-JL0126	Opener Holder Felt	47	O-37	CPB-CL0006	Roller for E-58-2	21	E-58-3	DBS-DA0318	Bushing for B-40	11	B-42
CLB-JL0127	Felt	15	D-59	CPB-CM0008	Presser Bar Lifter	19	E-54	DBS-DA0322	Upper Shaft Guide Bushing	11	B-16
CLB-JL0127	Felt	19	E-31	CPB-DF0009	Presser Bar Lifter Crank	19	E-52	DBS-DA0324	Presser Bar Upper Bushing	19	E-1
CLB-JL0127	Felt	27	G-43	CPB-GC0001	Roller (Ø26)(KCr)	21	E-81	DBS-DA0325	Presser Bar Lower Bushing	19	E-10
CLB-JL0127	Felt	49	O-65	CPB-GC0002	Roller (Ø36)(KCr)	21	E-81	DBS-DA0326	Guide Bushing for E-5	21	E-56
CLB-MG0005	Oil Supply Sponge for I-8	35	I-9	CPB-KB0011	Presser Bar	19	E-3	DBS-DA0336	Front Bushing for D-51	15	D-51
CLF-BF0005	Feed Cam Body	13	C-16	CPB-KZ0005	Roller Shaft	19	E-23	DBS-DA0336	Front Bushing for G-34	27	G-37
CLF-BK0007	Moving Body Guide	13	C-19	CPM-BG0001	Knee Lifter Crank Spring Hook	21	E-67	DBS-DA0336	Front Bushing	49	O-60
CLF-BK0008	Feed Cam Body Presser	13	C-25	CPM-BJ0014	Spring Hook plate	21	E-69	DBS-DA0344	Bushing for E-52	19	E-53
CLF-BL0001	Joint clamp For I-30	35	I-33	CPM-CA0025	Presser Bar Lifter Moving plate	21	E-58-1	DBS-DA0390	Feed Gear Bushing	27	G-12
CLF-CB0030	Crank (R) for C-32	13	C-45	CPM-CB0018	Knee Lifter Crank	21	E-62-1	DBS-DA0391	Bushing (U) for G-16	27	G-20
CLF-CC0025	Feed Cam Connecting Rod	13	C-27	CPM-CR0013	Knee Lifter Connecting Bar	21	E-61	DBS-DB0100	Bushing (L) for F-49	23	F-22
CLF-DC0034	Feed Cam	13	C-15	CPM-KC0015	Knee Lifter Crank Stud	21	E-62-2	DBS-DB0101	Bushing (U) for F-29	23	F-20
CLF-KC0014	Feed Rock Shaft	13	C-32	CRB-KC0002	Button Support Shaft	39	K-8	DBS-DB0101	Bushing (U) for G-58	27	G-51
CLS-BJ0014	Clutch Connecting Disc	15	D-33	CST-BF0006	Support for Knee Lifter Bar	43	M-48	DBS-DB0102	Bushing (L) for F-29	23	F-24
CLS-KC0035	Lower Shaft "B"	15	D-34	CST-CB0005	Crank For M-39	43	M-40	DBS-DB0102	Bushing (L) for G-58	29	G-53
CLS-KF0012	Hook Shaft (Eccentric Cam)	23	F-28	CST-CR0007	Head Rest	43	M-24	DBS-DB0103	Front Bushing For I-10	35	I-14
CMB-BB0091	Head Hinge	43	M-7	CST-FD0026	Bed Support Rubber	43	M-6	DBS-DB0104	Rear Bushing For I-10	35	I-19
CMB-BB0092	Bed Leg	7	A-39	CST-FF0007	Head Hinge Rubber	43	M-5	DCL-AA0098	Collar for C-32	13	C-52
CMB-BJ0066	Machine Number Plate	9	A-61	CST-JA0023	Oil Pan	43	M-25	DCL-AA0098	Collar For I-10	35	I-12
CMB-HK0027	Thread Retainer	7	A-15	CST-MF0001	Thread Stand Assembly	43	M-29	DCL-AA0098	Collar For I-30	35	I-39
CMB-HK0055	Arm Thread Guide Plate(L)	7	A-21	CST-MF0003	Thread Stand Assembly	43	M-28	DCL-AA0099	Lower Shaft Collar	15	D-23
CMB-HK0058	Arm Thread Guide Plate	7	A-19	CTA-BJ0019	Stopper for Thread Take-up Spring	7	A-48	DCL-AA0100	Collar for F-24	23	F-61
CMB-LA0117	Thread Take-up Lever Cover	7	A-13	CTH-CB0013	Take up Lever Crank	11	B-44	DCL-AA0100	Collar for G-53	29	G-78
CMB-LA0178	Belt Cover "C"	43	M-52	CTH-CB0014	Stud for Needle Bar Crank	11	B-36	DCL-AA0101	Collar for Moving Knife Shaft	31	H-13
CMB-LA0241	Belt Cover (L)	43	M-30	CTH-CJ0017	Needle Bar Crank	11	B-33	DCL-AA0126	Collar for G-11	27	G-14
CMB-LA0242	Belt Cover (R)	43	M-31	CTH-HJ0021	Thread Take-up Lever	11	B-38-1	DCL-AB0039	Bearing (F) Bushing for D-19	15	D-20
CMB-LB0098	Bearing Cover	7	A-31	CTH-HK0006	Eyelet for B-38-1	11	B-38-2	DCL-AB0040	Bearing (F) Bushing for D-34	15	D-35
CMB-LB0104	Bed Hole Cover	7	A-37	CTT-BA0018	Thread Trimming Driving Base	31	H-38	DCL-AB0041	Bearing (R) Bushing for D-34	15	D-38
CMB-LB0105	Presser Bar Lifter Plate Cover	7	A-33	CTT-BB0030	Bracket for H-60	31	H-58	DCL-AB0042	Bushing for B-12	11	B-13
CMB-LD0143	Model Mark (KM-967-7)	7	A-25	CTT-BB0039	Thread Trimming Rock Link Stopper	31	H-48	DCL-AB0042	Bushing for D-8	15	D-9
CMB-LD0144	Model Mark (KM-967)	7	A-26	CTT-BF0015	Thread Catcher	31	H-6	DGR-AC0013	Wheel Feed Driving Gear	23	F-51

Index

Parts No.	Name of Parts	Page	Ref.No.	Parts No.	Name of Parts	Page	Ref.No.	Parts No.	Name of Parts	Page	Ref.No.
DGR-AC0013	Wheel Feed Driving Gear	47	O-41	DSC-BF0010	Screw (11/64"n=40)	35	I-34	DSC-CB0018	Screw (1/4"n=40)	15	D-10
DGR-AC0016	Wheel Feed Moving Gear	27	G-10-2	DSC-BF0010	Screw (11/64" n=40)	47	O-56	DSC-CB0018	Screw (1/4"n=40)	15	D-31
DGR-AC0018	Wheel Feed Driving Gear (A)	27	G-24	DSC-BF0013	Screw (3/32"n=56)	31	H-7	DSC-CB0018	Screw (1/4"n=40)	15	D-42
DGR-AC0019	Wheel Feed Driving Gear (B)	27	G-26	DSC-BF0028	Screw	29	G-99	DSC-FA0141	Pivot Screw (3/16"n=32)	31	H-35
DGR-AD0014	Lower Shaft Gear	15	D-25	DSC-BF0037	Screw (9/32"n=28)	11	B-3	DSC-FA0180	Pivot Screw (15/64"n=28)	31	H-52
DGR-AD0015	Hook Shaft Gear	29	G-76	DSC-BF0084	Screw (3/16"n=28)	7	A-30	DSC-FA0186	Pivot Screw (M6×1.0)	21	E-59
DGR-AD0015	Hook Shaft Gear (37183)	47	O-52	DSC-BF0084	Screw (3/16"n=28)	7	A-34	DSC-FB0015	Stud for B-44	11	B-48
DGR-AD0016	Wheel Feed Driving Gear(B)	23	F-59	DSC-BF0084	Screw (11/64"n=40)	11	B-32	DSC-FD0021	Pivot Screw (M4×0.7)	15	D-58
DGR-AD0018	Wheel Feed Driving Gear(A)	23	F-57	DSC-BF0111	Screw (M3×P0.5, L4)	47	O-10	DSC-FD0021	Pivot Screw (M4×0.7)	19	E-30
DGR-AD0018	Wheel Feed Driving Gear (A)	47	O-50	DSC-BF0175	Screw (M4×0.7)	19	E-47	DSC-FD0021	Pivot Screw (M4×0.7)	27	G-42
DGR-AD0029	Hook Shaft Gear	23	F-47	DSC-BF0175	Screw (M4×0.7)	19	E-49	DSC-FD0021	Pivot Screw (M4×P0.7)	49	O-66
DPK-CA0002	Rubber Cap(Ø6.6)	11	B-21	DSC-BF0212	Screw (M4×P0.7, L7.5)	47	O-13	DSC-FF0033	Screw (M4×0.7)	15	D-53
DPK-CB0007	Rubber Cap (Ø10.5)	25	F-79	DSC-BG0001	Screw (9/64"n=40)	25	F-66	DSC-FF0033	Screw (M4×0.7)	19	E-12
DPK-CB0007	Rubber Cap(Ø10.5)	29	G-96	DSC-BG0001	Screw (9/64"n=40)	25	F-71	DSC-FH0014	Pivot Screw (M6×1.0)	27	G-7
DPK-CB0007	Rubber Cap (Ø10.5)	47	O-57	DSC-BG0001	Screw (9/64"n=40)	29	G-83	DSC-GA0004	Pivot Screw (3/16"n=32)	31	H-45
DPK-CB0008	Rubber Cap	25	F-81	DSC-BG0001	Screw (9/64"n=40)	29	G-88	DSC-HA0008	Screw (1/2"n=28)	19	E-7
DPK-CB0011	Rubber Cap (Ø10.5)	7	A-18	DSC-BG0001	Screw (9/64"n=40)	31	H-9	DSC-HB0036	Pivot Screw (M6×1.0)	19	E-9
DPK-CB0026	Rubber Cap (Ø25.4)	7	A-17	DSC-BG0001	Screw (9/64" n=40)	47	O-25	DSD-AA0037	Thread Trimming Solenoid	33	H-60
DPK-CY0001	Cover for B-16	11	B-17	DSC-BJ0002	Screw (11/64"n=40)	23	F-2	DSN-AA0007	Nut (15/64"n=28)	7	A-16
DPK-CY0001	Pulley Cover	15	D-17	DSC-BJ0002	Screw (11/64"n=40)	35	I-4	DSN-AA0011	Nut for D-53	15	D-54
DPK-CY0008	Screw Presser	13	C-21	DSC-BJ0004	Screw (11/64"n=40)	7	A-47	DSN-AA0014	Nut for H-22	31	H-23
DPK-CY0017	Needle Cage Cover	11	B-46	DSC-BJ0014	Screw (9/64"n=40)	7	A-14	DSN-AA0014	Nut for H-27	31	H-29
DPL-AA0017	Pulley	15	D-15	DSC-BJ0014	Screw (9/64"n=40)	31	H-2	DSN-AA0014	Nut for H-32	31	H-33
DPL-BA0009	Timing Belt Pulley(U) Point(A:Ø43.3840 ~ +0.1)	11	B-8	DSC-BJ0016	Screw (3/32"n=56)	7	A-21-2	DSN-AA0014	Nut (3/16"n=32)	31	H-37
DPL-BA0009	Timing Belt Pulley (Middle) Ass'y	15	D-4	DSC-BJ0053	Screw (11/64"n=40)	7	A-11	DSN-AA0014	Nut (3/16"n=32)	31	H-46
DPL-BA0010	Timing Belt Pulley (Lower) Ass'y	15	D-41	DSC-BJ0053	Screw (11/64"n=40)	7	A-46	DSN-AA0032	Nut for E-65	21	E-66
DPN-AA0172	Head Hinge Holder Bar	43	M-8	DSC-BJ0080	Screw (M4×P0.7, L7)	47	O-8	DSN-AA0039	Nut	39	K-11
DPN-AA0173	Pin(Ø5×30.6)	13	C-13	DSC-CA0016	Screw (11/64"n=40)	13	C-22	DSN-AA0064	Nut(L)	41	L-13
DPN-AA0193	Pin (Ø5×18.5)	21	E-58-2	DSC-CA0017	Screw (15/64"n=28)	13	C-26	DSN-AA0065	Nut(R)	41	L-11
DPN-AA0197	Fixed Pin for E-23	19	E-41	DSC-CA0021	Screw (9/32"n=28)	11	B-4	DSP-AA0065	Return Spring for H-40	31	H-47
DPN-AB0002	Lock Pin For I-10	35	I-11	DSC-CA0032	Screw (1/8"n=40)	11	B-27	DSP-AA0099	Spring for C-1	13	C-2
DPN-AD0107	Stud for C-45	13	C-47	DSC-CA0045	Screw(3/16"n=28)	13	C-5	DSP-AA0100	Spring for C-7	13	C-9
DPN-AD0107	Stud For I-54	35	I-45	DSC-CA0053	Screw (15/64"n=28)	31	H-54	DSP-AA0101	Spring	43	M-49
DPN-AD0107	Needle Bar Lock Link Stud	35	I-28	DSC-CA0057	Screw (M2.5×0.25)	19	E-50-6	DSP-AA0105	Button Shaft Spring	39	K-6
DPN-BC0056	Hinge Pin For B-38-1	11	B-40	DSC-CA0057	Screw (M2.5×0.25)	27	G-10-8	DSP-AA0137	Spring for E-16	19	E-14
DPN-BC0057	Pin(Ø8×35)	13	C-7	DSC-CA0058	Screw (M6×1.0)	21	E-65	DSP-AB0045	Thread Trimming Return Spring	31	H-31
DSC-AA0010	Screw(3/16"n=28)	13	C-39	DSC-CB0003	Screw (1/4"n=40)	15	D-14	DSP-AB0046	Knee Lifter Crank Spring	21	E-68
DSC-AA0010	Screw (3/16"n=28)	35	I-32	DSC-CB0004	Screw (1/4"n=40)	11	B-10	DSP-AC0063	Spring for E-58-1)	21	E-60
DSC-B00002	Screw (M3×0.5)	33	H-61	DSC-CB0004	Screw (1/4"n=40)	11	B-15	DSR-AA0002	Stop Ring for C-32	13	C-33
DSC-BA0016	Screw(3/16"n=32)	13	C-46	DSC-CB0004	Screw (1/4"n=40)	15	D-6	DSR-AA0003	Stop Ring for E-23	19	E-22
DSC-BA0017	Screw (9/64"n=40)	11	B-24	DSC-CB0004	Screw (1/4"n=40)	15	D-11	DSR-AA0003	Stop Ring for E-44	19	E-45
DSC-BB0023	Screw (M6×1.0)	11	B-18	DSC-CB0004	Screw (1/4"n=40)	15	D-32	DTC-AH0001	Cable Holder	7	A-55
DSC-BB0023	Screw (M6×1.0)	15	D-18	DSC-CB0004	Screw (1/4"n=40)	15	D-43	DWS-AA0006	Washer(Ø4.5×t0.8)	11	B-47
DSC-BB0057	Screw (M2.5×0.45)	19	E-50-5	DSC-CB0004	Screw (1/4"n=40)	31	H-57	DWS-AA0006	Washer (Ø4.5×t0.8)	13	C-11
DSC-BB0057	Screw (M2.5×0.45)	27	G-10-7	DSC-CB0005	Screw (15/64"n=28)	35	I-40	DWS-AA0006	Spring Washer For F-5	23	F-5-1
DSC-BB0087	Screw (M5×0.8)	23	F-36	DSC-CB0007	Screw (3/16"n=28)	19	E-55	DWS-AA0006	Washer (Ø4.5×t0.8)	43	M-33
DSC-BB0087	Screw (M5×0.8)	29	G-65	DSC-CB0007	Screw (M5×0.8)	23	F-27	DWS-AA0013	Washer (Ø8.2×t1.0)	35	I-49
DSC-BB0087	Screw (M5×P0.8)	47	O-36	DSC-CB0007	Screw (M5×P0.8)	47	O-21	DWS-AA0020	Screw (M6×P1.0)	49	O-68
DSC-BC0002	Screw (9/64"n=40)	7	A-23	DSC-CB0016	Screw (M6×0.75)	15	D-26	DWS-AA0020	Screw (M6×P1.0)	49	O-70
DSC-BC0014	Screw (11/64"n=40)	31	H-5	DSC-CB0016	Screw (M6×0.75)	23	F-48	DWS-AA0022	Washer (Ø7.0×t1.6)	43	M-37
DSC-BC0016	Screw (M2.5×0.45)	19	E-51	DSC-CB0016	Screw (M6×0.75)	23	F-52	DWS-AA0158	Washer (Ø15.5×t1.5)	13	C-34
DSC-BF0001	Screw (1/8"n=44)	23	F-39	DSC-CB0016	Screw (M6×0.75)	23	F-58	DWS-AA0158	Washer (Ø15.5×t1.5)	13	C-51-1
DSC-BF0001	Screw (1/8"n=44)	29	G-68	DSC-CB0016	Screw (M6×0.75)	23	F-60	DWS-AA0158	Washer (Ø15.5×t1.5)	35	I-35
DSC-BF0001	Screw (1/8" n=44)	47	O-40	DSC-CB0016	Screw (M6×0.75)	27	G-25	DWS-AA0159	Washer (Ø3.7×t0.5)	31	H-3
DSC-BF0006	Screw (3/16"n=32)	7	A-35	DSC-CB0016	Screw (M6×0.75)	27	G-27	DWS-AA0159	Washer (Ø3.7×t0.5)	43	M-23
DSC-BF0010	Screw (11/64"n=40)	7	A-10	DSC-CB0016	Screw (M6×0.75)	29	G-77	DWS-AA0160	Washer (Ø8.2×t1.0)	11	B-35
DSC-BF0010	Screw (11/64"n=40)	7	A-20	DSC-CB0016	Screw (M6×P0.75)	47	O-42	DWS-AA0163	Washer (Ø9.7×t1.0)	19	E-26
DSC-BF0010	Screw (11/64"n=40)	13	C-12	DSC-CB0016	Screw (M6×P0.75)	47	O-51	DWS-AA0164	Washer (Ø6×t0.15)	15	D-50
DSC-BF0010	Screw (11/64"n=40)	13	C-41	DSC-CB0016	Screw (M6×P0.75)	47	O-53	DWS-AA0164	Washer (Ø9.7×t0.1)	19	E-27
DSC-BF0010	Screw (11/64"n=40)	23	F-5	DSC-CB0018	Screw (1/4"n=40)	11	B-9	DWS-AA0189	Washer for F-47	23	F-53
DSC-BF0010	Screw (11/64"n=40)	23	F-43	DSC-CB0016	Screw (1/4"n=40)	11	B-14	DWS-AA0189	Washer	47	O-54
DSC-BF0010	Screw (11/64"n=40)	29	G-72	DSC-CB0016	Screw (1/4"n=40)	15	D-5	DWS-AA0191	Washer for F-59	23	F-56

Index

Parts No.	Name of Parts	Page	Ref.No.	Parts No.	Name of Parts	Page	Ref.No.	Parts No.	Name of Parts	Page	Ref.No.
DWS-AA0191	Washer	47	O-47	PBR-AA0095	Front Bearing for D-19	15	D-22	PSR-AC0006	E-Ring(Ø8)	11	B-37
DWS-AA0211	Washer (Ø3×t0.1)	19	E-50-7	PBR-AA0095	Front Bearing for D-19	15	D-29	PSR-AC0006	E-Ring(Ø8)	13	C-3
DWS-AA0224	Washer (Ø26.2×t0.8)	23	F-44	PBR-AA0097	Middle Shaft Front Bearing	15	D-3	PSR-AC0006	E-Ring (Ø8)	19	E-28
DWS-AA0224	Washer (Ø26.2×t0.8)	29	G-73	PBR-AA0098	Bearing for C-27	13	C-28	PSR-AG0002	Grip Ring For B-38-1	11	B-39
DWS-AA0284	Washer	47	O-3	PBR-AA0105	Bearing for E-40	19	E-44	PSR-AH0003	Stop Ring for D-48	15	D-49
DWS-CA0001	Washer (Ø6×t1.5)	9	A-58	PBR-AC0004	Hook Shaft Bearing	23	F-45	PSR-AH0003	Stop Ring for G-35	27	G-36
DWS-CA0001	Washer (Ø5.3×t1)	27	G-5	PBR-AC0004	Hook Shaft Bearing	29	G-74	PSR-AH0003	Stop Ring (RTW22)	49	O-62
DWS-CA0001	Washer (Ø3.6×t0.9)	31	H-36	PBR-AC0004	Hook Shaft Bearing (K115)	47	O-28	PSR-AJ000200	Snap Ring for E-40	19	E-43
DWS-CZ0001	Stopping Washer for B-48	11	B-49	PBR-AC0005	Bearing for F-49	23	F-54	PTC-AG0001	Nylon Clip	33	H-70
EE-001523	S-5 P/U Board Ass'y	41	L-1	PBR-BA0001	Cover for C-36	13	C-37	PTC-AG0001	Cable Holder (6N)	33	H-71
GP-011999	Saddle (L)-Non Trimming	23	F-13	PBR-BA0001	Needle Cage for C-42	13	C-43	PTC-AG0001	Nylon Clip	43	M-42
GP-012001	Saddle (R)-Non Trimming	23	F-15	PBR-BA0001	Needle Cage for C-49	13	C-50	PTC-AH0003	Screw (9/64"n=40)	33	H-72
GP-015583	Needle Guard (2.0mm)	21	E-76	PBR-BA0001	Needle Cage For I-16	35	I-17	PTC-AH0005	Cable Holder(3N)	9	A-59
GP-018240	Gear Driving Shaft	49	O-58	PBR-BA0001	Needle Cage For I-16	35	I-17	PTC-AH0005	Cable Holder(3N)	17	D-61
GP-018916	Needle Plate Base	47	O-16	PBR-BA0003	Needle Cage for C-27	13	C-29	PTC-AH0005	Cable Holder (3N)	33	H-68
GP-018917	Gear Base	47	O-4	PBR-BA0003	Needle Cage for C-27	13	C-29	PTL-AB0001	L Wrench (2mm)	43	M-13
GP-018919	Gear Cover	49	O-67	PBR-BA0003	Needle Cage for G-58	29	G-75	PTL-AB0002	L Wrench (5mm)	43	M-17
GP-018920	Bed Cover	49	O-69	PBR-BA0003	Needle Cage for G-58	29	G-75	PTL-AB0003	L Wrench (2.5mm)	43	M-14
GP-018921	Gear Base Cover	47	O-9	PBR-BA0003	Needle Cage (R) For I-25	35	I-27	PTL-AB0004	L Wrench (4mm)	43	M-16
GP-018923	Wheel Feed Shaft	47	O-30	PBR-BA0004	Needle Cage for F-49	23	F-55	PTL-AB0005	L Wrench (3mm)	43	M-15
GP-018924	Opener Stopper	47	O-55	PBR-BA0041	Needle Cage for F-49	23	F-55	PTL-AB0006	L Wrench (1.5mm)	43	M-55
GP-018925	Hook Shaft Upper Bushing	47	O-43	PBR-BA0041	Needle cage (14×18×10)	47	O-32	PTL-BA0001	Driver (Large)	43	M-19
GP-018926	Hook Shaft Lower Bushing	47	O-45	PBR-BA0042	Needle cage (L) For I-25	35	I-26	PTL-BA0002	Driver (Middle, Small)	43	M-20
GP-018927	Wheel Feed Positioning Plate	47	O-7	PBR-BA0044	Needle Cage for C-35	13	C-36	PWS-CA0005	Washer (Ø6×t1.5)	7	A-40-1
GP-018928	Wheel Feed	47	O-6	PBR-BA0046	Needle Cage for B-44	11	B-45	PWS-CA0005	Washer (Ø6×t1.5)	15	D-45
GP-018929	Middle Gear	47	O-11	PBR-BA0051	Needle Bearing for B-33	11	B-34	PWS-CA0005	Washer (Ø6×t1.5)	27	G-3
GP-018930	Middle Gear Shaft	47	O-12	PBR-BA0054	Clutch Bearing for D-51	15	D-52	PWS-CA0005	Washer (Ø6×t1.5)	27	G-49
GP-018931	Needle Plate	47	O-18	PBR-BA0054	Clutch Bearing for E-24	19	E-25	PWS-CC0001	Washer (Ø24×t0.3)	13	C-23
GP-018933	Saddle	47	O-1	PBR-BA0054	Clutch Bearing for G-37	27	G-38	SC-000584	Screw (3/32" n=56)	47	O-19
GP-020646	Hook Shaft	47	O-27	PBR-BA0054	Clutch Bearing for G-37	27	G-38	SC-000588	Screw (M5×P0.8, L7)	47	O-5
GP-023182	Adjust Shaft (A)	51	P-14	PBR-GB0001	Joint for Moving Knife Shaft Crank	31	H-27	SC-000588	Screw (M5×P0.8, L=7.5)	51	P-19
GP-023183	Edge Guide Base	51	P-15	PBR-GB0007	Ball Joint(Right)	41	L-10	SC-000590	Screw (M4×P0.7, L7.5)	47	O-17
GP-023184	Adjust Shaft (B)	51	P-10	PBR-GB0008	Ball Joint(Left)	41	L-14	SC-000749	Screw (M6×P1.0_L6)	51	P-13
GP-023185	Return Spring Holder	51	P-11	PBR-GC0002	Bearing for E-23	19	E-21	SC-000749	Screw (M6×P1.0_L6)	51	P-17
GP-023186	Return Spring	51	P-12	PBR-GC0003	Bearing for G-41-1	27	G-41-2	SC-0101-4517	Screw (15/64"n=28)	35	I-15
GP-023187	Fixing Bracket	51	P-21	PBR-GC0003	Bearing (GE6E)	49	O-64	SC-0105-4517	Screw (M4×0.7)	27	G-9
GP-023188	Fixing Screw for Roller	51	P-7	PBT-BA0006	Timing Belt(Upper)	11	B-11	SC-0105-4517	Screw (1/8"n=40)	27	G-10-5
GP-023189	Roller (Large)	51	P-6	PBT-BA0006	Timing Belt (Lower)	15	D-7	SC-0105-4517	Screw (M4×0.7)	27	G-13
GP-023190	Roller Fixing Shaft	51	P-3	PL-000080	Timing Belt Pulley(U) PointSp(43.38×t0.15 ~ t0.25)	11	B-8	SC-0105-4517	Screw (M4×0.7)	27	G-15
GP-023191	Roller (Small)	51	P-4	PN-000328	Pin for Adjusting Height of Feed Wheel	47	O-14	SC-0108-4113	Screw (M6×1.0)	15	D-46
GP-023192	Guide Bracket	51	P-18	PPK-BA0004	Cushion Ring	51	P-8	SC-0108-4113	Screw (M6×1.0)	23	F-17
GP-025632	Fixing Screw For Roller(Small)	51	P-23	PPN-AD0001	Pin	9	A-62	SC-0108-4113	Screw (M6×1.0)	27	G-2
GP-026297	Button Case (C)	39	K-9	PPN-AF0038	Pin (Ø3×20)	43	M-50	SC-0108-4113	Screw (M6×1.0)	27	G-50
GP-026757	Needle Plate (2.4mm)- Trimming	25	F-84	PSC-AC0006	Screw (M6×1.0)	7	A-40	SC-0109-4113	Screw (M6)	35	I-24
GP-026758	Needle Plate (2mm)- Trimming	25	F-85	PSC-AC0006	Screw (M6×P1.0, L15)	47	O-2	SC-0110-4115	Screw (15/64"n=28)	35	I-13
GP-026771	Wheel Feed (3mm)	25	F-86	PSC-AC0007	Screw (M6×1.0)	31	H-39	SC-0119-4119	Screw (11/64"n=40)	31	H-59
GP-026773	Wheel Feed Positioning Plate(3mm)	25	F-87	PSC-AC0009	Screw (M10×1.5)	7	A-3	SC-0150-4122	Screw (15/64"n=28)	15	D-16
GP-027388	Needle Plate (2mm)- Non Trimming	25	F-83	PSC-AC0009	Screw (M10×1.5)	7	A-5	SC-0162-4113	Screw (M5×0.8)	7	A-57
GP-028242	Feed Rock Shaft Joint Clamp	13	C-40	PSC-AC0111	Screw for G-4	27	G-6	SC-0162-4113	Screw (M5×0.8)	31	H-18
GP-039086	Needle Plate Base	47	O-16	PSC-AC0111	Screw (M5×0.8)	31	H-24	SC-0162-4113	Screw (M5×0.8)	31	H-26
GP-045577	Saddle (R)-Non Trimming	27	G-48	PSC-AC0111	Screw (M5×0.8)	31	H-28	SC-0162-4113	Screw (M5×0.8)	31	H-50
GP-048872	Guid of Needle Plate -2.0	29	G-98	PSC-CB0015	Screw (M6×P1.0, L8)	47	O-44	SC-0164-4517	Screw (M5×0.8)	27	G-18
GP-049072	Needle Plate - Non Trimming	27	G-32	PSC-CB0015	Screw (M6×P1.0, L8)	47	O-46	SC-0164-4517	Screw (M5×0.8)	29	G-56
GP-051360	PU Bracket	41	L-5	PSC-CB0017	Screw (M4×0.7)	43	M-51	SC-0164-4517	Screw (M5×0.8)	31	H-14
PBR-AA0005	Upper Shaft Front Bearing	11	B-7	PSC-CB0044	Screw (M3×P0.5, L4)	47	O-15	SC-0175-4522	Screw (11/64 N40)	51	P-22
PBR-AA0017	Bearing(Big) for B-38-1	11	B-38-4	PSC-CB0044	Screw (M3×P0.5, L6)	47	O-26	SC-0180-4111	Screw (11/64"n=40)	11	B-30
PBR-AA0017	Bearing for D-47	15	D-48	PSC-CB0047	Screw (M6×1.0)	13	C-17	SC-0180-4111	Screw (11/64"n=40)	19	E-15
PBR-AA0017	Bearing for G-34	27	G-35	PSC-CB0060	Screw (M5×P0.8_L5)	51	P-9	SC-0183-4122	Screw (15/64"n=28)	19	E-20
PBR-AA0070	Front Bearing for D-34	15	D-37	PSC-DD0001	Nail for M-25	43	M-26	SC-0183-4122	Screw (15/64"n=28)	21	E-70
PBR-AA0074	Upper Shaft Rear Bearing	11	B-12	PSN-AA0023	Nut(M4)	51	P-25	SC-0211-4113	Screw (M4×0.7)	31	H-11
PBR-AA0074	Middle Shaft Rear Bearing	15	D-8	PSR-AA0012	Stop Ring For I-25	35	I-44	SC-0302-4114	Screw (11/64"n=40)	23	F-11
PBR-AA0079	Bearing(Small) for B-38-1	11	B-38-3	PSR-AA0017	Stop Ring for D-1	15	D-2	SC-0302-4114	Screw (11/64"n=40)	27	G-33
				PSR-AC0003	E-Ring(Ø4)	13	C-14				
				PSR-AC0003	E-Ring (Ø4)	21	E-58-4				
				PSR-AC0004	E-Ring	39	K-12				
				PSR-AC0005	E-Ring(Ø6)	13	C-8				

Index

Parts No.	Name of Parts	Page	Ref.No.	Parts No.	Name of Parts	Page	Ref.No.	Parts No.	Name of Parts	Page	Ref.No.
SC-0307-4122	Screw (3/16"n=32)	7	A-8	-	Nail	43	M-47				
SC-0307-4122	Screw (3/16"n=32)	11	B-6	-	CD Manual	43	M-54				
SC-0307-4122	Screw(3/16"n=32)	13	C-20								
SC-0307-4122	Screw (3/16"n=32)	21	E-63								
SC-0307-4122	Screw (3/16"n=32)	35	I-29								
SC-0307-4122	Screw (3/16"n=32)	35	I-46								
SC-0307-4122	Screw (3/16"n=32)	35	I-51								
SC-0317-4517	Screw (15/64"n=28)	11	B-5								
SC-0317-4517	Screw (15/64"n=28)	13	C-31								
SC-0317-4517	Screw(15/64"n=28)	13	C-48								
SC-0317-4517	Screw(15/64"n=28)	13	C-53								
SC-0317-4517	Screw (15/64"n=28)	15	D-21								
SC-0317-4517	Screw (15/64"n=28)	15	D-24								
SC-0317-4517	Screw (15/64"n=28)	15	D-28								
SC-0317-4517	Screw (15/64"n=28)	15	D-36								
SC-0317-4517	Screw (15/64"n=28)	15	D-39								
SC-0317-4517	Screw (15/64"n=28)	19	E-6								
SC-0317-4517	Screw (15/64"n=28)	21	E-57								
SC-0317-4517	Screw (15/64"n=28)	23	F-19								
SC-0317-4517	Screw (15/64"n=28)	23	F-62								
SC-0317-4517	Screw (15/64"n=28)	27	G-21								
SC-0317-4517	Screw (15/64"n=28)	27	G-23								
SC-0317-4517	Screw (15/64"n=28)	27	G-52								
SC-0317-4517	Screw (15/64"n=28)	29	G-54								
SC-0317-4517	Screw (M6×1.0)	29	G-79								
SC-0317-4517	Screw (15/64"n=28)	31	H-42								
SC-0352-4515	Screw (3/16"n=28)	11	B-41								
SC-0352-4515	Screw (3/16"n=28)	11	B-43								
SC-0352-4515	Screw (3/16"n=28)	19	E-2								
SC-0352-4515	Screw (3/16"n=28)	19	E-11								
SC-0352-4515	Screw (3/16"n=28)	31	H-16								
SC-0365-4118	Screw (9/64"n=40)	9	A-60								
SC-0365-4118	Screw (9/64"n=40)	17	D-62								
SC-0365-4118	Screw (9/64"n=40)	19	E-18								
SC-0365-4118	Screw (9/64"n=40)	25	F-78								
SC-0365-4118	Screw (9/64"n=40)	29	G-95								
SC-0365-4118	Screw (9/64"n=40)	33	H-69								
SC-0517-4119	Screw (1/8"n=44)	23	F-64								
SC-0517-4119	Screw (1/8"n=40)	25	F-68								
SC-0517-4119	Screw (1/8"n=44)	27	G-30								
SC-0517-4119	Screw (1/8"n=44)	29	G-81								
SC-0517-4119	Screw (1/8"n=44)	29	G-85								
SC-0531-4125	Screw (9/64"n=40)	7	A-49								
SC-0531-4125	Screw (9/64"n=40)	7	A-56								
SC-0543-4525	Screw (11/64"n=40)	43	M-32								
SC-0549-2125	Screw (1/8"n=40)	11	B-28								
SC-0549-2125	Screw (1/8"n=44)	25	F-73								
SC-0549-2125	Screw (1/8"n=44)	29	G-90								
SC-0549-2125	Screw (1/8" n=44)	47	O-23								
SC-A170-4122	Screw (9/64"n=40)	7	A-32								
SC-A170-4122	Screw (9/64"n=40)	7	A-38								
SN-0119-4000	Nut(3/16"n=28)	13	C-6								
SN-0121-4000	Nut (15/64"n=28)	31	H-53								
SN-0121-4000	Nut (15/64"n=28)	31	H-55								
SSKM-0000001	Synchronizer Ass'y	15	D-60								
WS-000182-00	Hook Shaft Washer	47	O-31								
-	Needle Bar	11	B-25								
-	Needle Bar	11	B-26								
-	Roller Presser Foot Ass'y	19	E-50								
-	Presser Bar Lifter Moving plate Ass'y	21	E-58								
-	Needle	43	M-10								
-	Needle	43	M-11								

