



---

# **PARTS BOOK**

---

## **SC 7300**

Cylinder Bed,

Inter Lock Chain Stitch Machine

PME-120903

# Information

## A. Parts Book 구성

### Structure of Part Book

① **A** Arm, Bed & Machine Body Mechanism  
팔, 침대 및 의장품 관계

②

③

④ ⑤ ⑥ ⑦ ⑧ ⑨

Ref. No.	Parts No.	Note	Name of Parts	품명	Q'ty	Assembly No.
A-1	0P-012842-03		Arm	이동팔	1	
A-2	0P-010073-06		Bed	침대	1	
A-4	0P-010710-00		Face Plate	면판	1	
A-5	01-00044-10M		Face Plate Gasket	면판 가스켓	1	
A-6	01-01174-4122		Screw(L)084*mm2	볼트	10	
A-7	01-11010-1230		Rubber Cap For Face Plate	면판 고무뚜껑	2	
A-9	01-00194-1200		Caution S/Screw	경고 스크류	1	
A-8	0P-010710-00		Thermap Layer Cover	발열기 필름	1	
A-10	01-02020-1200		Screw(S)084*mm2	볼트(S)084*mm2	1	
A-11	0P-011740-00		Bed Cover(L)	침대 커버(좌)	1	
A-12	01-01440-1200M		Bed Cover Gasket(L)	침대 커버 가스켓(좌)	1	
A-13	01-02643-1200		Screw(L)084*mm2	볼트(S)084*mm2	14	
A-13-1	4B-0244-1000		Washer	와셔	2	
A-14	0P-011740-00		Bed Cover(R)	침대 커버(우)	1	
A-15	01-01740-1200M		Bed Cover Gasket(R)	침대 커버 가스켓(우)	1	
A-16	4A02010-100M		Tank Rubber Cap	고열 탱크 고무뚜껑	1	
A-17	01-00774-1230		Thread Guide with Three Poles	세극봉 안내리본	15Set	
A-19	01-02020-1200		Thread Guide(L)	선단 안내리본	1	
A-20	01-02020-1200		Thread Guide(R)	선단 안내리본	3	
A-21	01-01000-1230		Thread Guide(S)	선단 안내리본	1	
A-22	0P-010643-00		Arm Thread Guide Assy	이동팔 안내리본	1	
A-23	11-01750-7000		Nut	너트	1	
A-24	01-02020-1200		Thread Guide(S)	선단 안내리본	1	
A-25	0102070-100M		Silicon Tank Assy	실리콘 탱크	15Set	
A-26	0102060-100M		Silicon Tank	실리콘 탱크	1	
A-27	0102060-100M		Silicon Oil Window	실리콘 유창	1	
A-28	0102400-100M		Silicon Part	실리콘 부품	1	
A-29	0P-013003-00		Part for Silicon Oil Supply	실리콘 공급 부품	1	
A-30	01-01044-10M		Screw(L)084*mm2	볼트(S)084*mm2	1	
A-32	04-02400-1230		Arm Upper Part Rubber Cap	이동팔 상부 고무뚜껑	2	
A-33	04-02010-100M		Needle Bar Rubber Cap	바늘봉 고무뚜껑	1	
A-34	01-04203-042L		Rubber Cap(L)	고무뚜껑(좌)	4	
A-35	44-02110-7400		Rubber Cap(S)	고무뚜껑(중)	7	
A-36	01-01750-7000		Bed Rubber	침대 고무	1	
A-37	0P-010917-00		Welder (Sticker)(M)	인쇄 스티커-중형물	1	
A-38	0P-010918-00		M Welder (Sticker)(S)	인쇄 스티커-소형물	1	
A-39	0P-010903-00		L Welder (Sticker)(L)	인쇄 스티커-대형물	1	
A-40	0P-010902-00		K Welder (Sticker)(K)	인쇄 스티커-대형물	1	
A-41	01-02110-1200		Tap Cover	타프 커버	2	
A-42	01-02114-1200		Tap Cover	타프 커버	1	
A-43	41-01014-100M		Silobin Winder Assy	실로빈(조)	15Set	
A-44	41-02010-100M		Silobin Winder (Base Assy)	실로빈 베이스(조)	1	
A-45	41-02004-100M		Silobin Winder (Shaft)	실로빈 구동축	1	
A-46	0P-010000-00	S. Other	Sticker(S)	인쇄 스티커-소형물	1	
A-47	01-01000-7000		Screw(S)	볼트(S)	1	
A-48	41-02000-100M		Silobin Winder	실로빈	1	
A-49	01-01044-10M		Screw(L)084*mm2	볼트(S)084*mm2	2	
A-50	41-02000-100M		Silobin Winder Action Ring	실로빈 작동링	1	
A-51	41-02000-100M		Silobin Winder Shaft Rubber Ring	실로빈 구동축 고무링	1	
A-52	41-02010-100M		Silobin Winder Lamin	실로빈 필름	1	
A-53	41-02010-100M		Silobin Winder Adjusting Plate	실로빈 조정판	1	
A-54	01-01000-1230		Screw(L)084*mm2	볼트(S)084*mm2	1	
A-55	01-01194-1200		Washer	와셔	1	
A-56	41-02010-100M		Silobin Winder Lower Shaft	실로빈 하부 축	1	
A-57	41-02010-100M		Silobin Winder Adjusting Term	실로빈 조정판	1	
A-58	0102100-04113		Screw(M)4x2.0	볼트(S)	1	

Note: P= Heavy Material(중형물), M=Medium Material(중형물), M= Pneumatic Heavy Material(공압식 중형물)  
L= Light Material(저형물), K=Kitt Material(커트물), EL=Large Shuble Hole(대 시틀 홀)

①:관계 별 고유 코드

Unique code by mechanism

②:관계 별 고유 명칭

Unique name by mechanism

③:관계도

Explode view

④Ref.No.:파트별 고유 식별 번호

Unique identification number by part

⑤Parts No.:고유 제품 코드

Unique Product code

Ex)

구분 Category	Code	비고 remarks
구 부품 Old part	01-030C-1230	
신 부품 New Part	AS-000000-00	조(組) 파트 Set parts
	GP-000000-00	기구적 파트 Instrumental parts
	EP-000000-00	전기적 파트 Electrical parts

⑥Note:공지사항 표기 및 메모

Refers to notice and memo

⑦품명

명:파트의 고유 품명

Name of Part:Unique name of parts

⑧Q'ty :파트의 수량

The number of parts

⑨Assembly no.:조(組) 파트의 식별 번호

Unique identification number by set part

# Warning

1. 조에 속한 파트는 개별 조립 시 제품의 파손 또는 재봉 불량 발생될 수 있어 해당 파트에 대한 주문 시에는 조 품목으로만 구입이 가능합니다.
2. 본 책자는 Parts Book으로 제작되었으므로 매뉴얼로 사용 불가합니다.
3. 사전 예고 없이 사양이 변경 될 수도 있습니다.

1. The parts classified as ass'y items may cause damage to the machine or bad sewing when they are separately assembled. Hence, when they are ordered, they can be purchased as ass'y items only.
2. This is a parts book. It cannot be used as a manual.
3. Parts are Subject to change in Design Without Prior Notice.

## Note

- 썬스타 제품의 부품은 아래 인터넷주소로 접속하시어 신청할 수 있습니다.  
<http://www.sunstarcs.com>
- 가입된 회원께서는 썬스타 포탈 사이트에 로그인후 필요한 부품을 신청할 수 있습니다.
- 부품관리-발주관리-발주등록 항목에서 부품번호와 신청수량을 입력하여 등록하시면 발주가 됩니다.
- 부품번호를 모르시는 경우 파츠북 조회를 클릭하시고 사용하는 기종을 검색하여 선택하시면 해당 기종의 파츠북을 조회할 수 있습니다.
- 파츠북은 관계별로 구분되어 있으며 관계를 알고 있다면 부품 찾기가 용이합니다.
  
- You can make an order for the parts of Sunstar machine to connect internet address.  
<http://www.sunstarcs.com>
- You can request for parts you want after login if you are a registered member.
- In parts Management - Order Management - Order Registration entry, you can place an order by entering the part number and quantity.
- If you don't know the parts number, click the parts book menu bar.  
In a download list, you can read parts book by searching model you use.
- This parts book is classified by the mechanism, therefore you can find part easily.

Material	
None	Standard
H	Heavy Material

Main Motor	
C	Fortuna IV Motor
N	Fortuna III Motor
M	Clutch Motor

Shape of Stitch Plate	
G	Standard
L	For long stitch (longer than 2.5mm)
S	For short stitch (shorter than 1.8mm)

Bed Type & No. of Needle	
7300	Cylinder Bed-3Needle
7200	Cylinder Bed-2Needle

Needle Space	
32	3.2mm
40	4.0mm
48	4.8mm
56	5.6mm
64	6.4mm

Symbol of Series	
Sunstar	
Chain Stitch M/C	

**MODEL SC 7300H/C**  
**SPEC. 156G**  
**DEVICE UT-A/□□/□□**

Top Cover Thread	
0	Without Top Cover Thread
1	With Top Cover Thread

Attachment (Option)	
CO	Covering guide
HE	Hemming guide
WK	Walking presser foot
TL	See through light for hemming
SL	Compact spot light
TC	Needle thread clamp
TF-U	Upper tape supplying device
ETF-U	Upper elastic tape supplying device
PL-C	Puller device / for cylinder bed
WT-E	Wiper device(Electronic)
FL-E	Foot lifter(Electronic)
MPL-C	Mechanical puller device / for cylinder bed

Device	
UT-A	Lower Thread Trimming(Air Pressure 2)
UT-B	Lower Thread Trimming(Air Pressure 3)
ST-C	Upper Thread Trimming(Cylinder Bed)(Option)
UT-E	Lower Thread Trimmer(Electronic)(Cylinder Bed)(option)
ST-F	Top Cover Thread Trimmer(Electronic)

Class No.	
00	Standard
01	With Leftend Fabric Trimmer

Main Motor	
C	Fortuna IV Motor
N	Fortuna III Motor

Shape of Stitch Plate	
G	Standard
L	For long stitch (longer than 2.5mm)
S	For short stitch (shorter than 1.8mm)

Bed Type & No. of Needle	
73	Cylinder Bed-3Needle
72	Cylinder Bed-2Needle

Needle Space	
32	3.2mm
40	4.0mm
48	4.8mm
56	5.6mm
64	6.4mm

Symbol of Series	
Sunstar	
Chain Stitch M/C	

MODEL SC 7300/C

SPEC. 156G

DEVICE UT-B+S/□□/□□

Top Cover Thread	
0	Without Top Cover Thread
1	With Top Cover Thread

Attachment (Option)	
WK	Walking presser foot(Hemming)
AL	Attaching guide for elastic lace
EL	See through light for hemming
SL	Compact spot light
TC	Needle thread clamp

Device	
UT-A+S	Lower Thread Trimming(Air Pressure 2)
UT-B+S	Lower Thread Trimming(Air Pressure 3)
ST-C	Upper Thread Trimming(Cylinder Bed)(Option)

# CONTENTS

## 목 차

### I. SC 7300

A	Machine Body Mechanism 두부외장 관계	8
B	Thread Guide, Tension Adjusting Mechanism 실안내 및 실조절 관계	12
C	Lower Shaft Mechanism 하축 관계	16
D	Upper Shaft Mechanism 상축 관계	18
E	Needle Bar Mechanism 바늘대 관계	22
F	Presser Foot Mechanism 누름대 관계	24
G	Spreader Mechanism 스프레더 관계	28
H	Looper Driving Mechanism 루퍼 구동 관계	30
I	Feed Driving Control Mechanism 피이드 조절관계	32
J	Feed Driving Mechanism 피이드 구동 관계	34
K	Lubrication Mechanism 급유 관계	38
L	Thread Stand Mechanism 실패꽃이 관계	40
M	Accessories Mechanism 액세서리 관계	42
N	Thread Trimmer Mechanism 1 사절 관계-1	44
O	Thread Trimmer Mechanism 2 사절 관계-2	46
P	Thread Trimmer Mechanism 3 사절 관계-3	48
Q	Thread Trimmer Mechanism 4 사절 관계-4	50
R	Thread Trimmer Mechanism 5 사절 관계-5	52
S	Compact Motor Mechanism 소형 모터 관계	54

### II. SC 7310

T1	Machine Body Mechanism-SC 7310 외장관계-SC 7310	56
T2	Presser Bar, Needle Bar, Feed Driving and Pneumatic Mechanism-SC 7310 누름대, 바늘대, 피드구동, 공압관계-SC 7310	58
T3	Left Fabric Trimmer Mechanism-SC 7310 좌메스구동관계-SC 7310	60
T4	Suction Mechanism-SC 7310 흡입관계-SC 7310	62

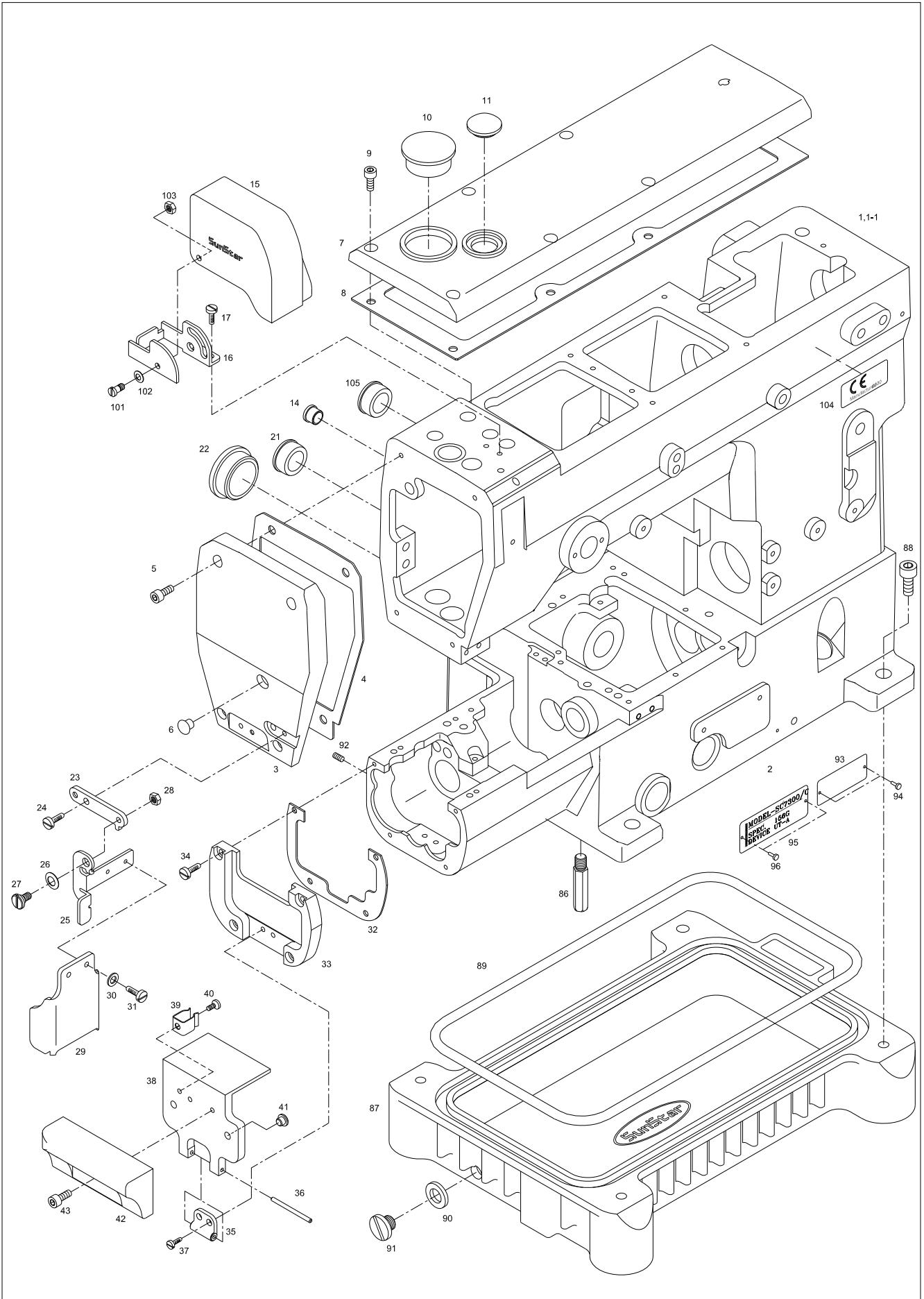
### III. Option Part 옵션 파트

U1	Top Cover Thread Trimmer Mechanism 장식실 사절 관계	●.....	64
U2	Covering Mechanism 커버링 관계	●.....	66
U3	Hemming Mechanism 헤밍 관계	●.....	68
U4	Walking Foot Mechanism 워킹 노루발 관계	●.....	70
U5	Compact Spot Light Mechanism 상단 램프 관계	●.....	72
U6	See Through Light Mechanism 하단 관계	●.....	74
U7	Needle Thread Clamp Mechanism 윗실 잡이 관계	●.....	76
U8-1	Mechanical Type Puller Mechanism 1 (SC 7300/MPL-C) 기계식 풀러 관계 1 (SC 7300/MPL-C)	●.....	78
U8-2	Mechanical Type Puller Mechanism 2 (SC 7300/MPL-C) 기계식 풀러 관계 2 (SC 7300/MPL-C)	●.....	80
U8-3	Mechanical Type Puller Mechanism 3 (SC 7300/MPL-C) 기계식 풀러 관계 3 (SC 7300/MPL-C)	●.....	82
V	Gauge Parts 게이지	●.....	84
W	Heavy Material Mechanism 후물 관계 (SC 7300H)	●.....	86
X	4Needle Gauge Mechanism 4본침 게이지 관계	●.....	88
	Index 인덱스	●.....	90

# A

## Machine Body Mechanism

### 외장 관계



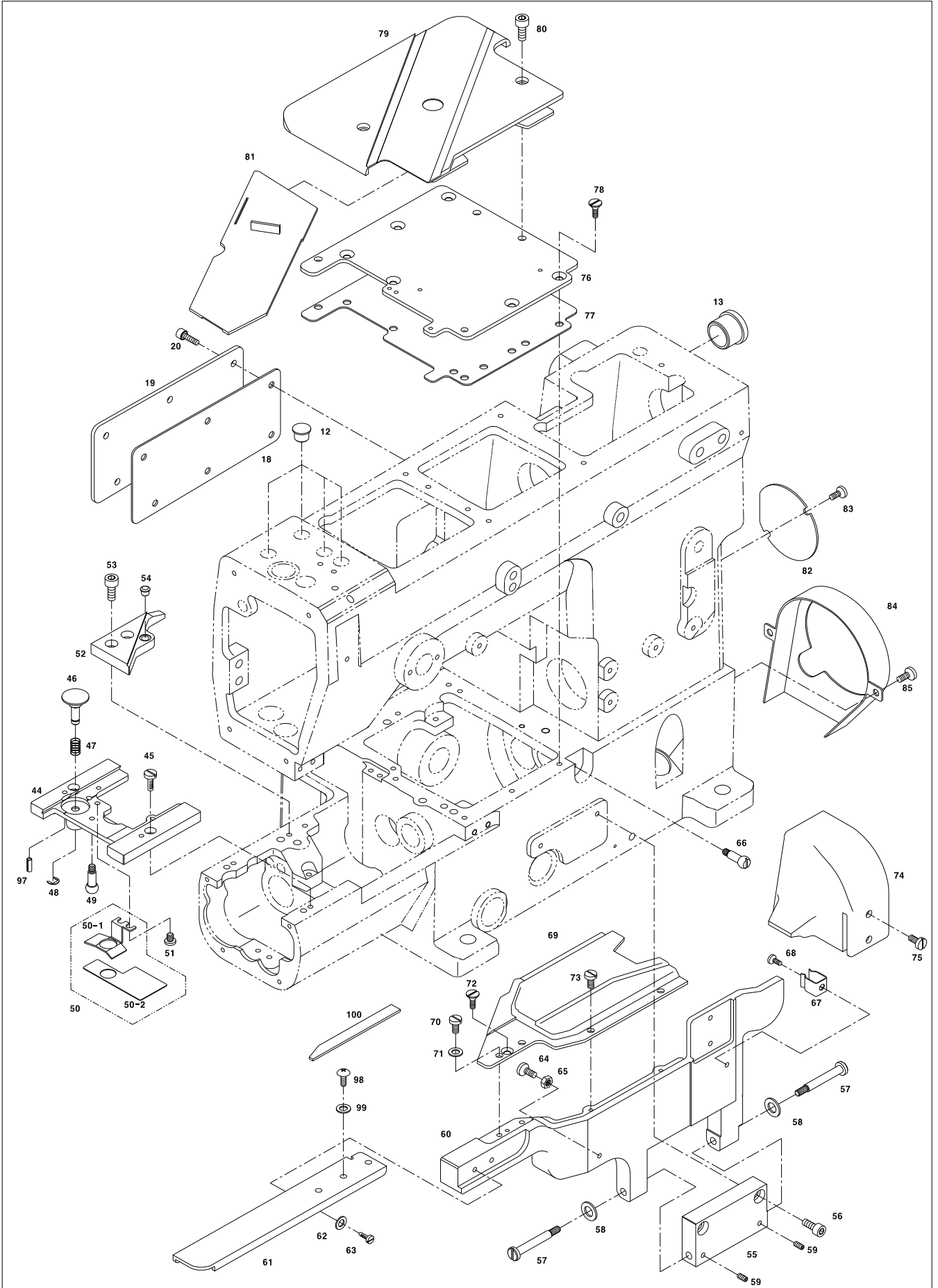


Ref. No.	Parts No.	Note	Name of Parts	품 명	Q'ty	Applied Period
A-1	CAB-AA002402		Arm	암	1	Nov.07.09
A-1-1	AS-000651-00		Arm&Bed Ass'y	암&베드 (조)	1Set	
A-2	CAB-AB001901		Bed	베드	1	Apr.17.09
A-3	CMB-LA008400		Face Plate	면판	1	
A-4	CMB-FC002800		Gasket for Face Plate	면판 가스켓	1	
A-5	PSC-AC004900		Screw	면판 고정나사(M4×P0.7, L=12)	4	
A-6	DPK-CB000700		Rubber Cap for Face Plate	면판 고무마개	1	
A-7	CMB-LA008501		Top Cover	윗뚜껑	1	
A-8	CMB-FC002900		Gasket for Top Cover	윗뚜껑 가스켓	1	
A-9	PSC-DC000100		Screw	윗뚜껑 고정나사(M4×P0.7, L=12)	7	
A-10	DPK-CB002001		Rubber Cap for Top Cover	윗뚜껑 고무마개	1	
A-11	CLB-JJ000200		Oil Window	유창	1	
A-12	DPK-CB000700		Rubber Cap for Arm(Top)	암 상면 고무마개	4	
A-13	DPK-CB000101		Rubber Cap for Arm(Side)	암 측면 고무마개	1	
A-14	DPK-CB000700		Rubber Cap for Arm(Rear)	암 후면 고무마개	1	
A-15	CMB-LA009600		Needle Bar Cover	바늘대 실안내 커버	1	
A-16	CMB-BB005300		Guide for Needle Bar Cover	바늘대 실안내 커버 가이드	1	
A-17	DSC-BJ001900		Screw	바늘대 실안내 커버 가이드 고정나사(M4×P0.7, L=7.8)	2	
A-18	CMB-FC003000		Rear Cover Gasket for Arm	암후면커버 가스켓	1	
A-19	CMB-LB004800		Rear Cover for Arm	암후면커버	1	
A-20	PSC-AC013000		Screw	암후면커버 고정나사(M4×P0.7, L=8)	6	
A-21	DPK-CB001602		Oil Seal	베드후면 오일씸	1	
A-22	DPK-CB002001		Rear Rubber Cap of Bed	베드후면 고무마개	1	
A-23	CMB-BJ002700		Eye Guard Bracket 'A'	안전판 브라켓'A'	1	
A-24	PSC-AC007100		Screw	안전판 브라켓'A'고정나사(M4×P0.7, L=7.8)	1	
A-25	CMB-BB005000		Eye Guard Bracket 'B'	안전판 브라켓'B'	1	
A-26	DWS-CB000100		Spring Washer for Eye Guard	안전판 접시스프링 와셔	1	
A-27	DSC-FA006100		Stud Screw for Eye Guard Bracket	안전판 브라켓 단나사	1	
A-28	DSN-AA000900		Nut	안전판 브라켓 고정너트(11/64" n=40)	1	
A-29	CMB-LA008600		Eye Guard	안전판	1	
A-30	DWS-AA008500		Washer	안전판 고정 와셔(d=3.2, D=6, t=0.5)	2	
A-31	DSC-BJ003300		Screw	안전판 고정 나사(1/8" n=44, L=6.5)	2	
A-32	CMB-FC003200		Gasket for Bed Cover(Left) Bracket	베드커버(좌) 브라켓 가스켓	1	
A-33	CMB-BB005100		Bracket for Bed Cover(Left)	베드커버(좌) 브라켓	1	
A-34	DSC-BJ000300		Screw	베드커버(좌) 브라켓 고정나사(9/64" n=40, L=10)	4	
A-35	CMB-BB005200		Hinge for Bed Cover(Left)	베드커버(좌) 힌지	1	
A-36	DPN-AA006600		Hinge Pin for Bed Cover(Left)	베드커버(좌) 힌지 핀	1	
A-37	DSC-BF005400		Screw	베드커버(좌) 힌지 고정나사(M4×P0.7, L=5)	2	
A-38	CMB-LA009400		Bed Cover(Left)	베드커버(좌)	1	
A-39	CMB-BJ003100		Bed Cover(Left) Latch Spring	베드커버(좌) 고정 판스프링	1	
A-40	DSC-BJ001900		Screw	베드커버(좌) 고정 판스프링 나사(M4×P0.7, L=5)	1	
A-41	DPK-CB002100		Rubber Cap for Bed Cover(Left)	베드커버(좌) 고무마개	2	
A-42	CMB-LA009700		Extension Cover for Bed Cover(Left)	베드커버(좌) 확장커버	1	
A-43	PSC-AC007100		Screw	베드커버(좌) 확장커버 고정나사(M4×P0.7, L=10)	2	
A-44	CMB-BA000200		Base for Needle Plate	침판부착 베이스	1	
A-45	DSC-BF005400		Screw	침판부착 베이스 고정나사(M4×P0.7, L=7.8)	2	
A-46	DPN-BC002200		Main Feed Regulating Push button	주이송 조절버튼	1	
A-47	DSP-AA004100		Main Feed Regulating Push button Spring	주이송 조절버튼 스프링	1	
A-48	RI-000016-00		Retaining Ring	주이송 조절버튼 고정링(호칭경 4, E형)	1	
A-49	DSC-HB001800		Rod for Fixing Bed Cover(Left)	베드커버(좌) 고정봉	1	
A-50	ALB-PS001100		Bracket for Oil Defender of Lower Shaft(Ass'y)	하축 오일막이 브라켓(조)	1 Set	
A-50-1	CLB-BB000600		Bracket for Oil Defender of Lower Shaft	하축 오일막이 브라켓	1	
A-50-2	CLB-FZ000200		Oil Defender of Lower Shaft	하축 오일막이	1	
A-51	DSC-BJ001900		Screw	하축 오일막이 브라켓(조) 고정나사(M4×P0.7, L=5)	2	
A-52	0201SSC-7113		Guide Block of Bed Slide Cover	베드슬라이드커버 가이드 블록	1	
A-53	PSC-AC007100		Screw	베드슬라이드커버 가이드 블록 고정나사(M4×P0.7, L=8)	2	
A-54	DPK-CB002700		Rubber for Guide Block of Bed Slide Cover	베드슬라이드커버 가이드 블록 고무	1	

# A

## Machine Body Mechanism

### 외장 관계

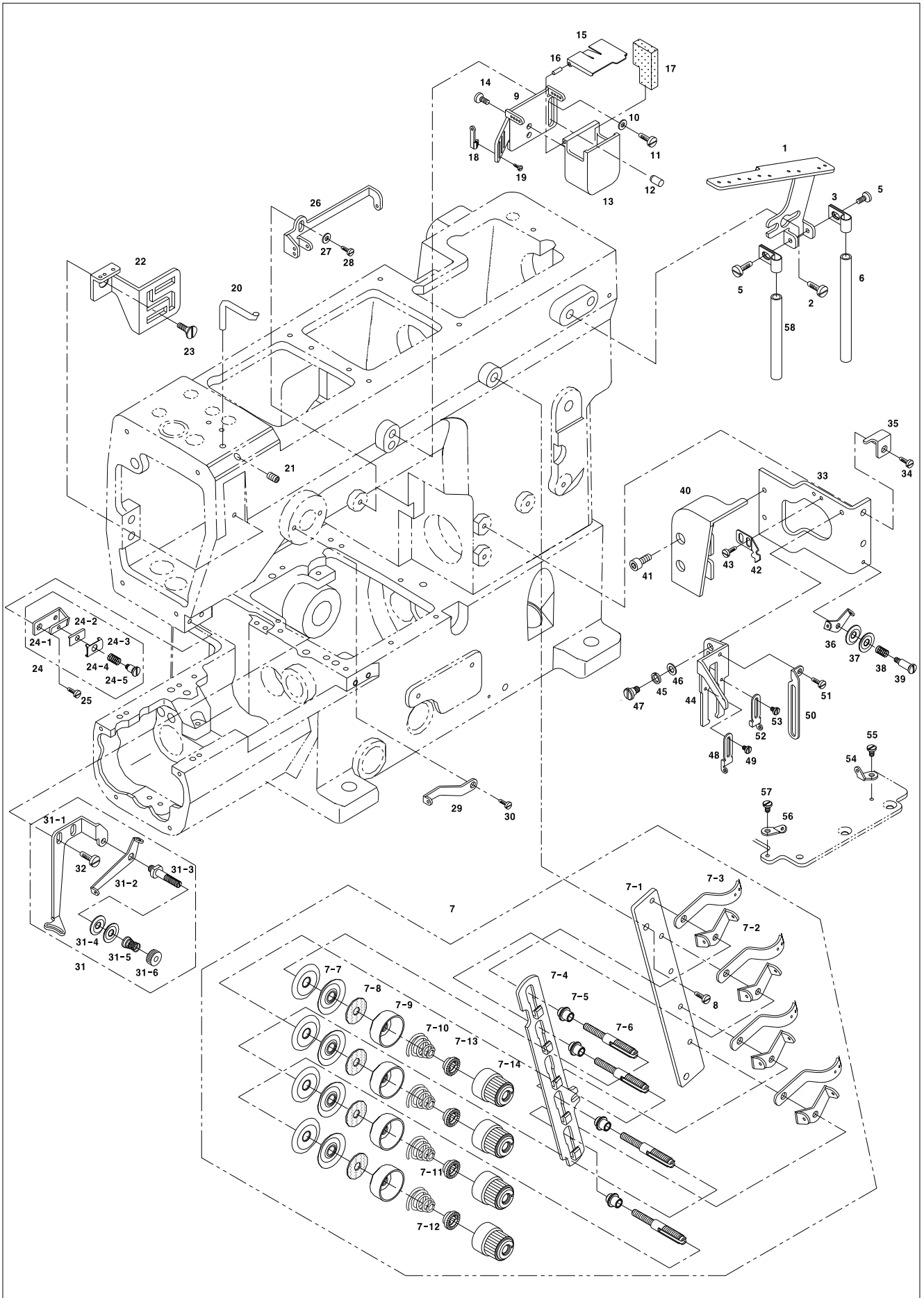




# B

## Thread Guide, Tension Adjusting Mechanism

### 실안내 및 실조절 장치 관계



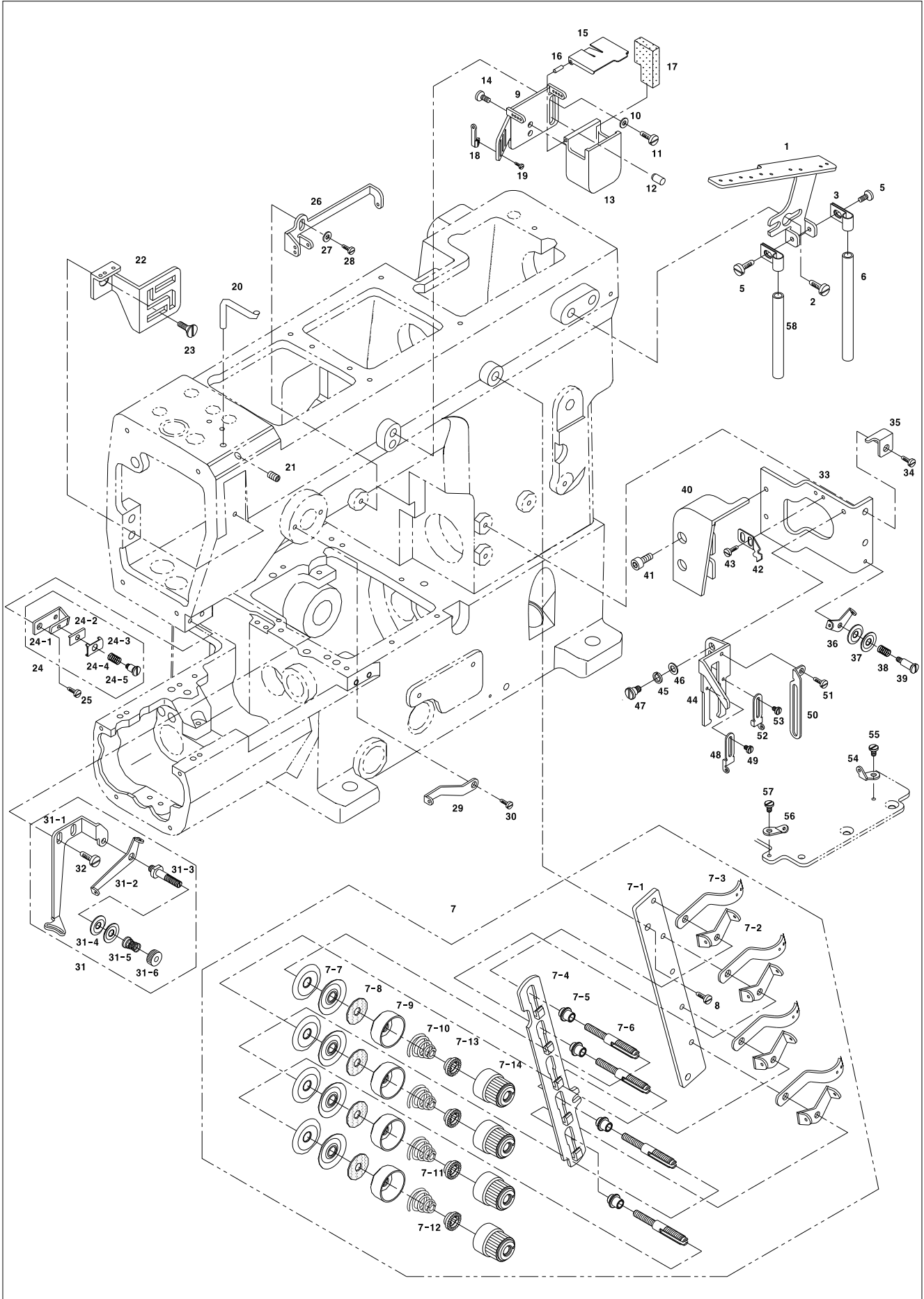


Ref. No.	Parts No.	Note	Name of Parts	품 명	Q'ty	Applied Period
B-1	CMB-HK004000		Thread Guide Plate	실안내판	1	
B-2	DSC-BF005400		Screw	실안내판 고정나사(M4×P0.7, L=7.8)	2	
B-3	CMB-BG000400		Bracket for Thread Eyelet Pipe	실안내 파이프 브라켓	2	
B-5	DSC-BJ001400		Screw	실안내 파이프 브라켓 고정나사(9/64" n=40, L=6)	2	
B-6	GP-001704-01		Thread Eyelet Pipe(R)(Non-Auto Trimmer)	실안내 파이프(우)(비사절)	1	
B-7	AS-000323-00		Thread Tension Device(Ass'y)	실조절장치(조)(비사절)	1 Set	
B-7-1	GP-001705-00		Tension Post Support(Non-Auto Trimmer)	실조절장치 베이스(비사절)	1	
B-7-2	CTA-HK000300		Thread Guide 'A' of Thread Tension Device	실조절장치 실안내 A	5	
B-7-3	CTA-HK000400		Thread Guide 'B' of Thread Tension Device	실조절장치 실안내 B	5	
B-7-4	GP-001706-00		Tension Disc Separator(Non-Auto Trimmer)	실조절장치 접시 열림판(비사절)	1	
B-7-5	CTA-BA000500		Tension Post Ferrule	실조절장치 포스트 베이스	5	
B-7-6	CTA-HM001300		Tension Post	실조절장치 포스트	5	
B-7-7	CTA-HL000200		Tension Disc	실조절장치 접시	10	
B-7-8	CTA-JL000100		Felt for Thread Tension Device	실조절장치 펠트	5	
B-7-9	CTA-BD000400		Retainer for Thread Tension Spring Cap	실조절장치 캡받침	5	
B-7-10	DSP-BA001600		Needle Thread Tension Spring	바늘실 장력조절 스프링	3	Dec.29.08
B-7-11	DSP-BA001700		Top Cover Thread Tension Spring	장식실 장력조절 스프링	1	
B-7-12	DSP-BA001700		Looper Thread Tension Spring	루퍼실 장력조절 스프링	1	
B-7-13	CTA-BN000300		Stopper for Tension Spring	실조절장치 스프링 스토퍼	5	
B-7-14	DSN-CD000300		Thread Tension Spring Cap(Ass'y)	실조절장치 캡(조)	5 Set	
	GP-001461-00		Thread Tension Spring Cap	실조절장치 캡	5	
	GP-001462-00		Bushing for Thread Tension Spring Cap	실조절장치 캡 붓심	5	
B-8	DSC-BF005400		Screw	실조절장치 베이스 고정나사(M4×P0.7, L=7.8)	2	
B-9	CMB-BB005600		Bracket for Oil Container	바늘실 급유탱크 브라켓	1	
B-10	PWS-AA001800		Washer	바늘실 급유탱크 브라켓 와셔(호칭경4)	1	
B-11	DSC-BF005400		Screw	바늘실 급유탱크 브라켓 고정나사(M4×P0.7, L=7.8)	1	
B-12	DPN-AA007100		Pin for Oil Container Bracket	바늘실 급유탱크 브라켓 고정핀	1	
B-13	CMB-JB000400		Oil Tank	바늘실 급유탱크	1	
B-14	SC-000141-00		Screw	바늘실 급유탱크 고정나사(F형 ST2.2, L=5.5)	2	
B-15	CMB-LA010200		Oil Tank Cover	바늘실 급유탱크 커버	1	
B-16	PPN-AF000900		Spring Pin	바늘실 급유탱크 커버 스프링핀(호칭경 2, L=6)	2	
B-17	CMB-JL000400		Oil Tank Felt	바늘실 급유탱크 펠트	1	
B-18	CMB-HK004400		Needle Thread Eyelet	바늘실 아일렛	3	
B-19	DSC-BF001300		Screw	바늘실 아일렛 고정나사(3/32" n=56, L=3.8)	3	
B-20	CMB-BH000200		Needle Thread Guide	바늘실 가이드	1	
B-21	PSC-CB001700		Screw	바늘실 가이드 고정나사(M4×P0.7, L=10)	1	
B-22	CMB-BJ003300		Cover for Needle Thread Take Up	바늘실 실채기 커버	1	
B-23	DSC-BB001100		Screw	바늘실 실채기 커버 고정나사(M4×P0.7, L=7)	1	
B-24	ATA-PS002000		Supplementary Tension Device for Needle Thread(Ass'y)	바늘실 보조 장력조절 장치(조)	1 Set	
B-24-1	CTA-BB000800		Needle Thread Retainer Support	바늘실 보조 장력조절 브라켓	1	
B-24-2	CTA-BJ001600		Needle Thread Retainer Disc Support	바늘실 보조 장력조절 디스크 지지판	1	
B-24-3	CTA-HL000900		Needle Thread Retainer Disc	바늘실 보조 장력조절 디스크	1	
B-24-4	DSP-AA004200		Needle Thread Retainer Spring	바늘실 보조 장력조절 스프링	1	
B-24-5	DSC-FD000800		Screw for Needle Thread Retainer	바늘실 보조 장력조절 나사	1	
B-25	DSC-BJ001900		Screw	바늘실 보조 장력조절 브라켓 고정나사(M4×P0.7, L=7.8)	1	
B-26	CMB-HK004300		Top Cover Thread Eyelet(Right)	장식실 아일렛(우)	1	
B-27	PWS-AA001800		Washer	장식실 아일렛(우) 와셔(호칭경4)	1	
B-28	DSC-BF005400		Screw	장식실 아일렛(우) 고정나사(M4×P0.7, L=7.8)	1	
B-29	CMB-HK003900		Top Cover Thread Eyelet(Left)	장식실 아일렛(좌)	1	
B-30	DSC-BF005400		Screw	장식실 아일렛(좌) 고정나사(M4×P0.7, L=7.8)	1	
B-31	ATA-PS001900		Supplementary Tension Device for Top Cover Thread(Ass'y)	장식실 보조 장력조절장치(조)	1 Set	
B-31-1	CTA-BB000700		Top Cover Thread Guide	장식실 가이드	1	
B-31-2	CTA-HK000500		Supplementary Guide of Top Cover Thread	장식실 보조 가이드	1	
B-31-3	CTA-HM001400		Post for Controlling Top Cover Thread Tension	장식실 보조 장력조절 봉	1	
B-31-4	CTA-HL000800		Supplementary Tension Disc of Top Cover Thread	장식실 보조 장력조절 접시	2	
B-31-5	DSP-BA001800		Supplementary Tension Spring for Top Cover Thread	장식실 보조 장력조절 스프링	1	
B-31-6	DSN-CD000600		Nut for Top Cover Thread Tension	장식실 보조 장력조절 너트	1	

# B

## Thread Guide, Tension Adjusting Mechanism

### 실안내 및 실조절 장치 관계

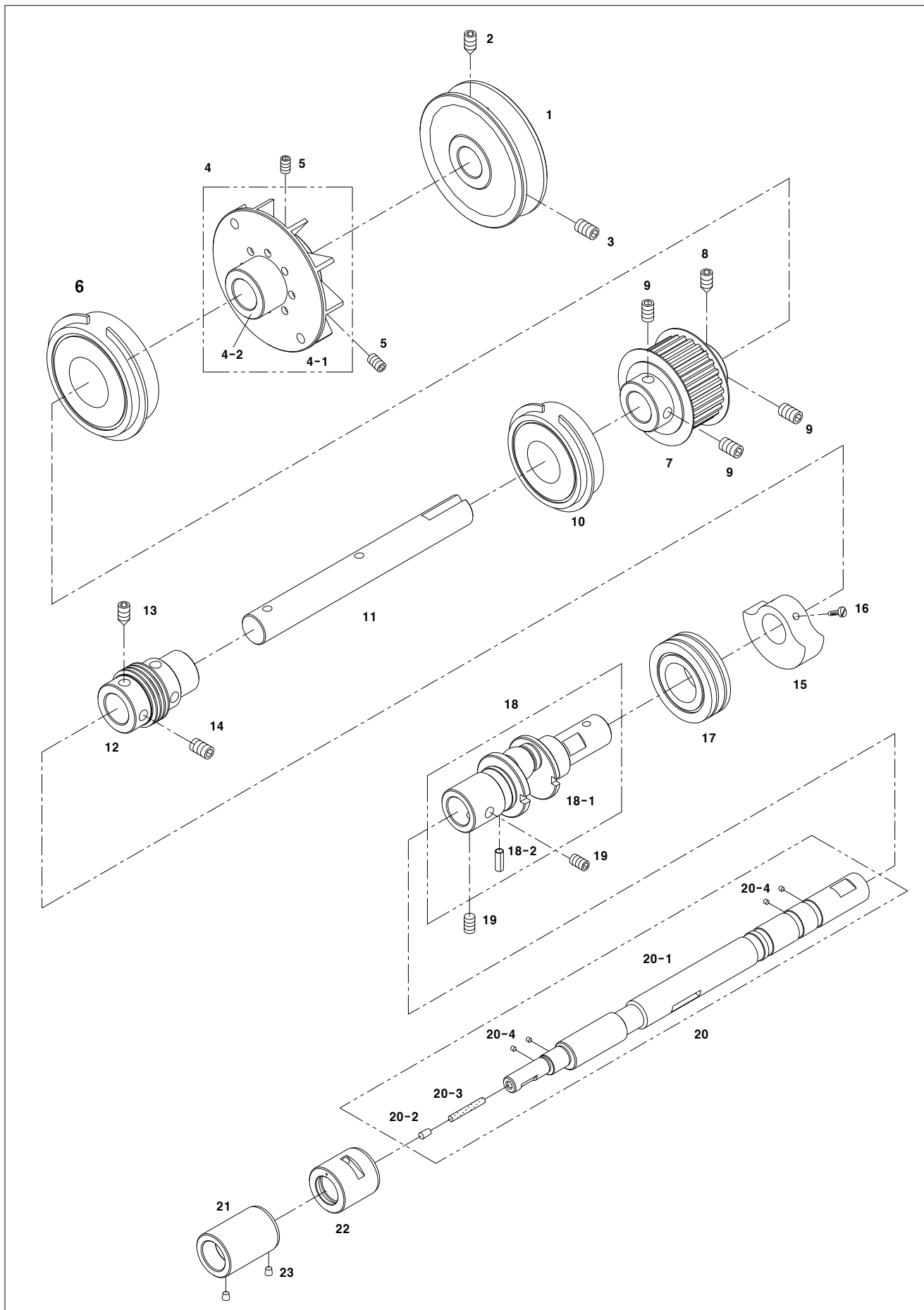




# C

## Lower Shaft Mechanism

### 하축 관계



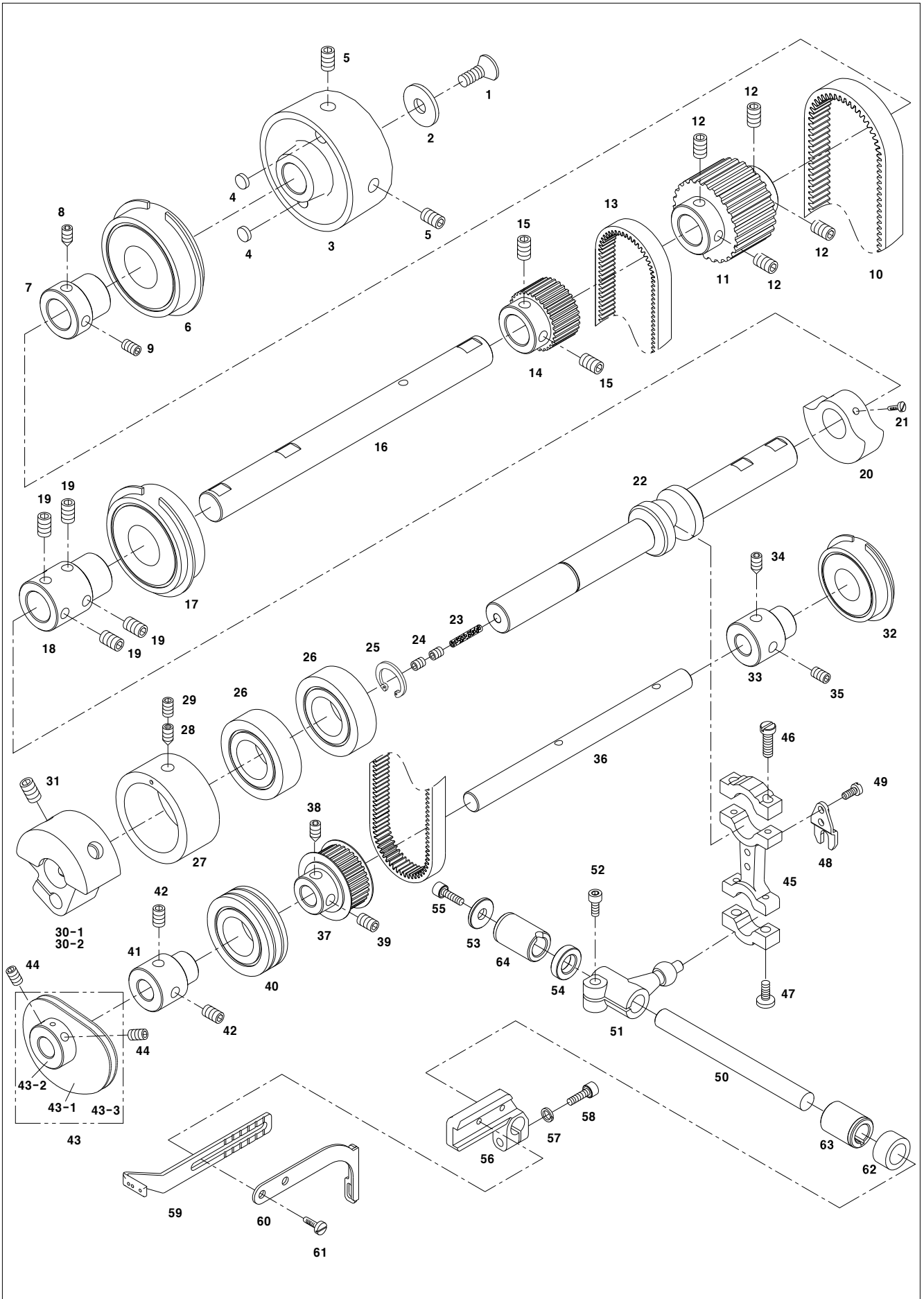




# D

## Upper Shaft Mechanism

### 상축 관계



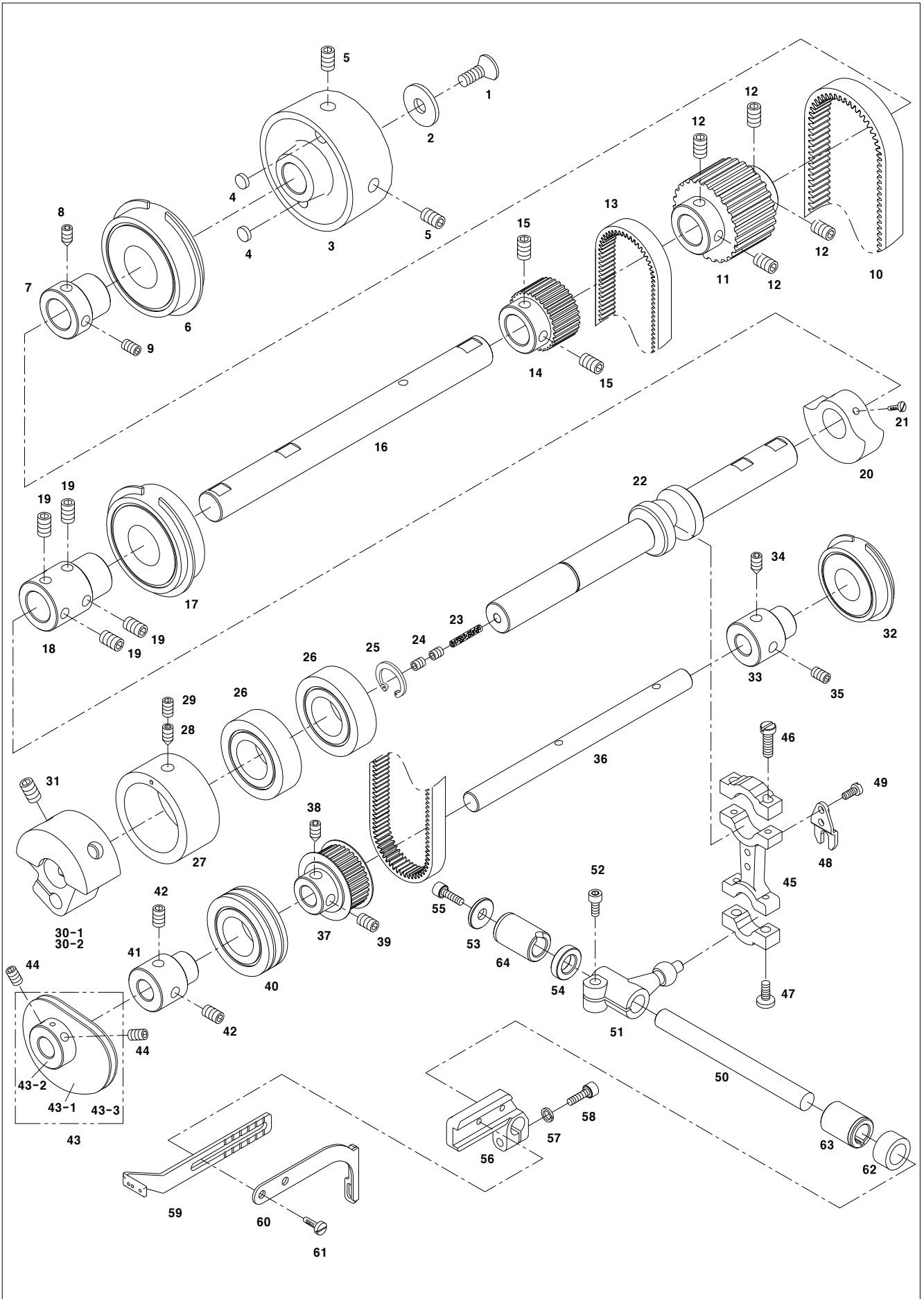


Ref. No.	Parts No.	Note	Name of Parts	품 명	Q'ty	Applied Period
D-1	DSC-BB002300		Screw	마개나사(M6×P1.0, L=16)	1	
D-2	DPK-CY000100		Stopper for Upper Shaft Pulley	상축폴리마개	1	
D-3	CUS-CP000201		Upper Shaft Pulley	상축폴리	1	
D-4	DTC-AK000200		Magnet for Upper Shaft Pulley	상축폴리 자석	2	
D-5	DSC-CB000400		Screw	상축폴리 고정나사(1/4" n=40 L=6)	2	
D-6	BR-000237-00		Ball Bearing	상축 후베어링(NTN 6204LB NR)	1	
D-7	DCL-AB001400		Bearing Bushing (R) for Upper Shaft	상축 후베어링 붓싱	1	
D-8	DSC-CB001800		Screw	상축 후베어링 붓싱 고정나사 A(1/4" n=40 L=9)	1	
D-9	DSC-CB000400		Screw	상축 후베어링 붓싱 고정나사 B(1/4" n=40 L=6)	1	
D-10	PBT-BA000100		Timing Belt	상하축 타이밍벨트(Unitta 220 XL 075)	1	
D-11	DPL-BA000101		Timing Pulley for Upper Shaft	상축 타이밍폴리	1	
D-12	DSC-CB000400		Screw	상축 타이밍폴리 고정나사(1/4" n=40 L=6)	4	
D-13	PBT-BD001300		Timing Belt	루퍼캠 구동 타이밍벨트(Unitta 384-3GT-8)	1	
D-14	DPL-BD001800		Driving Timing Pulley for Looper Cam	루퍼캠 구동 타이밍 폴리	1	
D-15	DSC-CB000400		Screw	루퍼캠 구동 타이밍 폴리 고정나사(1/4" n=40 L=6)	2	
D-16	CUS-KC000800		Upper Shaft (R)	상축(후)	1	
D-17	BR-000237-00		Ball Bearing	상축 중베어링(NTN 6204LB NR)	1	
D-18	DCL-AB001300		Bearing Bushing (M) for Upper Shaft	상축 중베어링 붓싱	1	
D-19	DSC-CB000400		Screw	상축 중베어링 붓싱 고정나사(1/4" n=40 L=6)	4	
D-20	CUS-DB000200		Balance for Upper Shaft	상축 밸런스	1	
D-21	DSC-BF005400		Screw	상축 밸런스 고정나사(M4×P0.7, L=7.8)	2	
D-22	AS-007052-00		Upper Shaft (F)	상축(전)	1	
D-23	CLB-JD001000		Oil Wick	상축(전) 유심(Ø3, L=85)	1	
D-24	PSC-CB000200		Screw	상축(전) 유심 마개나사(M4×P0.7, L=4)	2	
D-25	PSR-AA000200		C-ring	상축(전) C형 멈춤링(호칭경15)	1	
D-26	PBR-AA005000		Ball Bearing	상축 전베어링(NTN 6202LB)	2	
D-27	DBS-DA008701		Housing for Upper Shaft Bearing(F)	상축 전베어링 하우징	1	
D-28	DSC-CB001800		Screw	상축 전베어링 하우징 고정나사 A(1/4" n=40 L=9)	1	
D-29	DSC-CB001000		Screw	상축 전베어링 하우징 고정나사 B(1/4" n=40 L=4.5)	1	
D-30-1	GP-000849-01	Option	Link Cam(Needle Bar Stroke 31mm)	링크캠(바늘대 스트로크 31mm)	1	
D-30-2	CUS-DA001000		Link Cam(Needle Bar Stroke 33mm)	링크캠(바늘대 스트로크 33mm)	1	
D-31	DSC-CB001900		Screw	링크캠 고정나사(5/16" n=24 L=15.5)	2	
D-32	BR-000031-00		Ball Bearing	루퍼캠 축 후베어링(NTN 6202ZZ NR)	1	
D-33	DCL-AB001800		Bushing for Looper Cam Shaft Bearing	루퍼캠 축 후베어링 붓싱	1	
D-34	DSC-CB001800		Screw	루퍼캠 축 베어링 붓싱 고정나사 A(1/4" n=40 L=9)	1	
D-35	DSC-CB000400		Screw	루퍼캠 축 베어링 붓싱 고정나사 B(1/4" n=40 L=6)	1	
D-36	CUS-KC001000		Looper Cam Shaft	루퍼캠 축	1	
D-37	DPL-BD002400		Timing Pulley for Looper Cam Shaft	루퍼캠 축 타이밍 폴리	1	
D-38	DSC-CB001800		Screw	루퍼캠 축 타이밍 폴리 고정나사 A(1/4" n=40 L=9)	1	
D-39	DSC-CB000400		Screw	루퍼캠 축 타이밍 폴리 고정나사 B(1/4" n=40 L=6)	1	
D-40	PBR-AA006900		Ball Bearing	루퍼캠 축 전베어링(NTN 6002LB; 2 O-ring)	1	
D-41	DCL-AB001700		Bushing for Looper Cam Shaft Bearing	루퍼캠 축 전베어링 붓싱	1	
D-42	DSC-CB000400		Screw	루퍼캠 축 베어링 붓싱 고정나사(1/4" n=40 L=6)	2	
D-43	CUS-DF000200		Looper Cam [Ass'y]	루퍼캠(조)	1 Set	
D-43-1	GP-001391-00		Looper Cam	루퍼캠	2	
D-43-2	CL-000027-00		Looper Cam Collar	루퍼캠 카라	1	
D-43-3	GP-001392-00		Looper Cam Spacer	루퍼캠 스페이서	1	
D-44	DSC-CB000700		Screw	루퍼캠(조) 고정나사(M5×P0.8, L=5)	2	
D-45	CUS-CC000100		Connect Rod for Take Up Driver	실채기축 구동레버 연결로드	1	
D-46	DSC-BF010600		Screw	구동레버 연결로드 고정나사'A'(11/64" n=32, L=13)	2	
D-47	DSC-BA002300		Screw	구동레버 연결로드 고정나사'B'	2	
D-48	CUS-BJ000800		Guide for Thread Take Up Driving Lever Shaft	실채기축 구동레버 안내	1	
D-49	DSC-BJ003600		Screw	구동레버 안내 고정나사(1/8" n=40, L=7.5)	2	
D-50	CUS-KC001100		Driving Shaft for Thread Take Up	실채기 구동축	1	
D-51	CUS-CM000100		Driving Lever for Thread Take Up Shaft	실채기축 구동레버	1	
D-52	PSC-AC001200		Screw	실채기축 구동레버 고정나사(M6×P1.0, L=14)	1	
D-53	DWS-AA004600		Washer	실채기축 구동레버 와셔(d=5.5, D=15, t=1.8)	1	

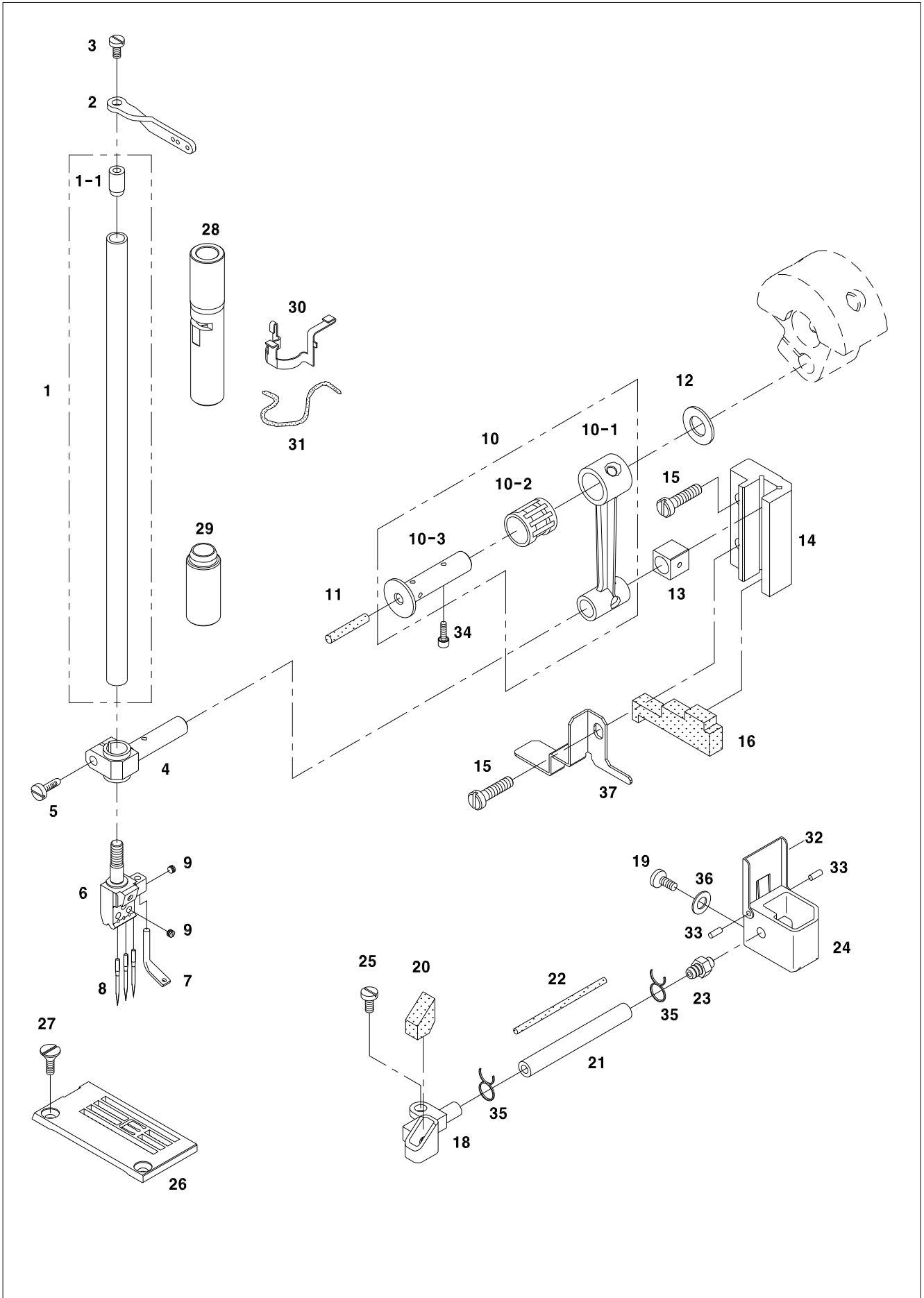
# D

## Upper Shaft Mechanism

### 상축 관계





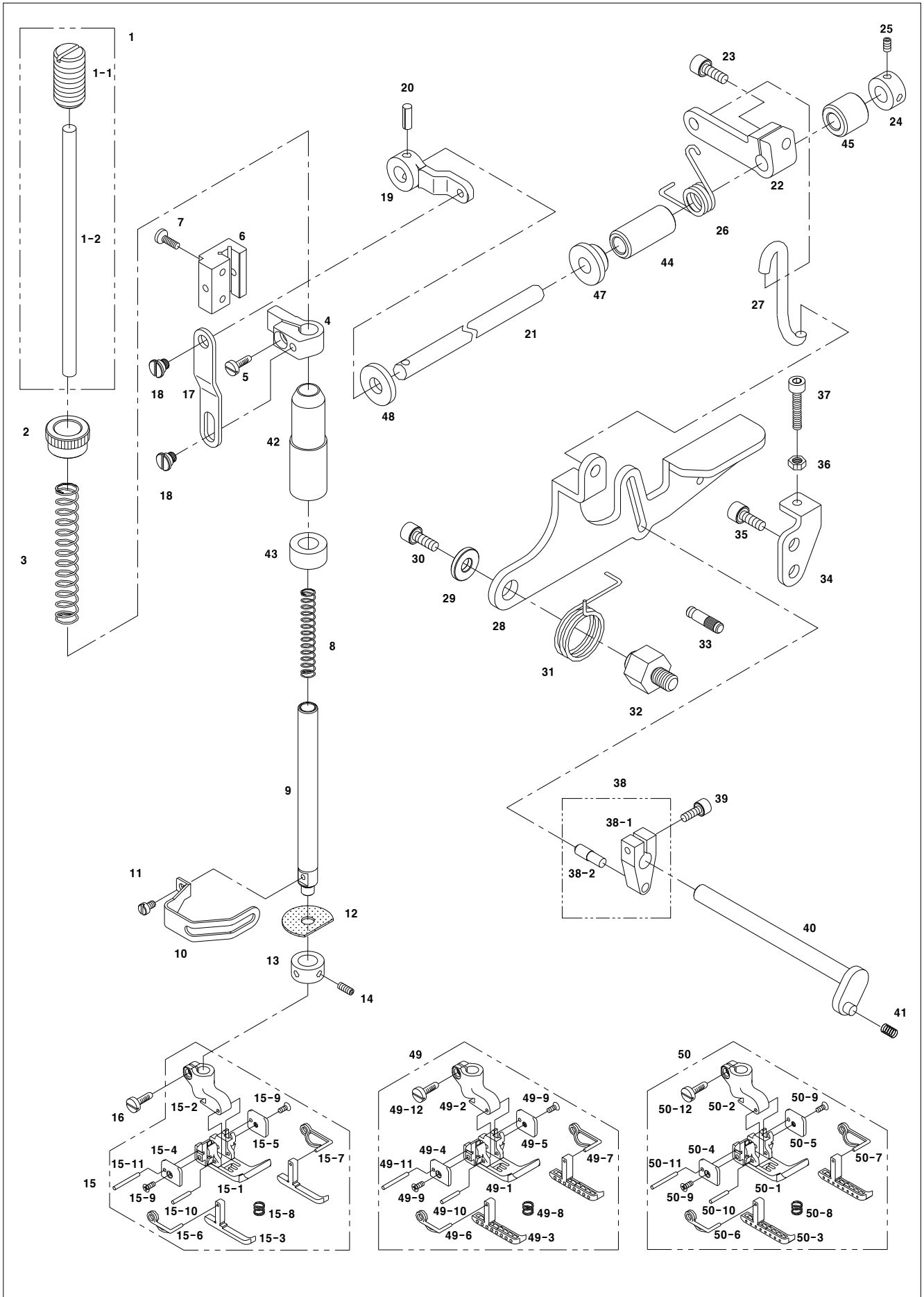




# F

## Presser Foot Mechanism

누름대관계



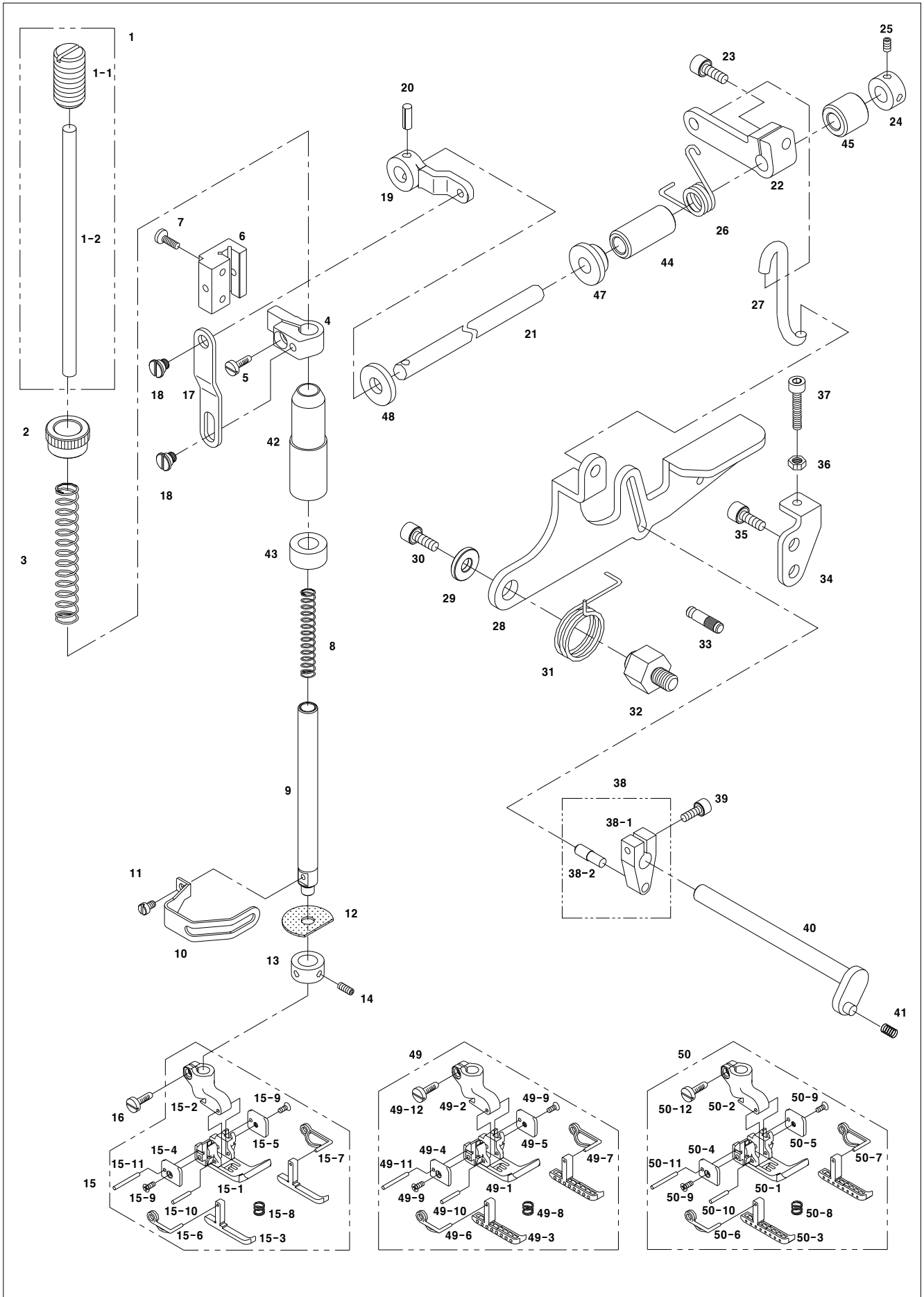


Ref. No.	Parts No.	Note	Name of Parts	품 명	Q'ty	Applied Period
F-1	AS-000274-00		Pressure Regulating Screw [Ass'y]	누름대압력조절나사(조)	1 Set	
F-1-1	DSC-HA000300		Pressure Regulating Screw	누름대압력조절나사	1	
F-1-2	CPB-KC000400		Guide for Pressure Regulating Screw Spring	누름대압력조절나사스프링가이드	1	
F-2	DSN-CC000300		Nut for Pressure Regulating Screw	누름대압력조절나사너트	1	
F-3	DSP-AA003500		Presser Bar Spring (L)	누름대스프링(대)	1	
F-4	CPB-BF000600		Holder for Presser Bar	누름대잡이	1	
F-5	DSC-BF003600		Screw	누름대잡이 고정나사(11/64" n=40 L=8)	1	
F-6	CPB-BK000200		Guide Block for Presser Bar Holder	누름대 잡이 안내 블럭	1	
F-7	DSC-BF001200		Screw	누름대 잡이 안내 블럭 고정나사(11/64" n=40 L=16)	2	
F-8	DSP-AA003600		Presser Bar Spring (S)	누름대스프링(소)	1	
F-9	CPB-KB000500		Presser Bar	누름대	1	
F-10	CPB-BJ000400		Finger Guard	핑거가아드	1	
F-11	DSC-BF006700		Screw	핑거가아드 고정나사(M3×P0.5, L=5)	1	
F-12	RI-000011-00		Oil Protector Ring for Presser Bar	누름대 오일막이 링	1	
F-13	DCL-AA003500		Collar For Presser Bar	누름대카라	1	
F-14	PSC-CB000200		Screw	누름대카라 고정나사(M4×P0.7, L=4)	2	
F-15	AGA-PS001301		Presser Foot (Ass'y)	노루발(조)	1 Set	
F-15-1	CGA-GC001100		Presser Foot(Lower)	노루발(하)	1	Feb.23.09
F-15-2	CGA-GC001000		Presser Foot(Upper)	노루발(상)	1	
F-15-3	CGA-GC001200		Sub-Presser Foot	보조노루발	2	
F-15-4	CGA-BJ000400		Guide(L) for Sub-Presser Foot	보조노루발 가이드(좌)	1	
F-15-5	CGA-BJ000500		Guide(R) for Sub-Presser Foot	보조노루발 가이드(우)	1	
F-15-6	DSP-AC004200		Presser Foot Spring (L)	노루발 스프링(좌)	1	
F-15-7	DSP-AC004100		Presser Foot Spring (R)	노루발 스프링(우)	1	
F-15-8	DSP-AA004300		Presser Foot Spring (Lower)	노루발 스프링(하)	1	
F-15-9	DSC-BB003300		Screw	보조 노루발 가이드 나사(3/32" n=56 L=5.5)	2	
F-15-10	DPN-AA007200		Pin	노루발 결합 한지핀(Ø1.6, L=11)	1	
F-15-11	PPN-AF001900		Spring Pin	노루발 스프링핀(호칭경1.6, L=20)	1	
F-16	DSC-BJ001400		Screw	노루발(조) 고정나사(9/64" n=40 L=6)	1	
F-17	CPM-CA000700		Link for Presser Bar	누름대링크	1	
F-18	DSC-FA011100		Hinge Screw for Presser Bar Link	누름대 링크 고정 단나사	2	
F-19	CPM-CB000700		Lifter Link Lever for Presser Bar	누름대올림링크레버	1	
F-20	PPN-AF001600		Spring Pin	무릎올림축 스프링핀(호칭경4, L=16)	1	
F-21	CPM-KC000600		Knee-Lifting Shaft	무릎올림축	1	
F-22	CPM-CB000600		Knee-Lifting Connecting Crank	무릎올림 연결크랭크	1	
F-23	PSC-AC006100		Screw	무릎올림축 연결크랭크 고정나사(M5×P0.8, L=15)	1	
F-24	DCL-AA004400		Collar for Knee-Lift Shaft	무릎올림축 카라	1	
F-25	DSC-CB000300		Screw	무릎올림축 카라 고정나사(11/64" n=40 L=5)	2	
F-26	DSP-AC003900		Spring for Knee-Lifting Connecting Crank	무릎올림 연결크랭크 스프링	1	
F-27	CPM-BH000400		Knee-Lifting Link	무릎올림 링크	1	
F-28	GP-001336-01		Knee-Lifting Lever(Non-auto. Trimmer)	무릎올림 레버(비사절용)	1	
F-29	DWS-AA010500		Washer for Knee-Lifting Lever	무릎올림 레버 와셔	1	
F-30	PSC-AC004600		Screw	무릎올림 레버 나사(M6×P1.0, L=10)	1	
F-31	DSP-AC004000		Spring for Knee-Lifting Lever	무릎올림 레버 스프링	1	
F-32	DSC-FG000500		Knee-Lifting Hinge	무릎올림 힌지	1	
F-33	DPN-BA000500		Stopper Pin for Knee-Lifting Lever Spring	무릎올림레버 스프링 스톱퍼핀	1	
F-34	CPM-BJ000900		Stopper for Knee-Lifter	무릎올림 스톱퍼	1	
F-35	PSC-AC004600		Screw	무릎올림 스톱퍼 고정나사(M6×P1.0, L=10)	2	
F-36	DSN-AA001400		Nut	무릎올림 스톱퍼 너트(M5×P0.8, H=4)	1	
F-37	PSC-AC003000		Screw	무릎올림 스톱퍼 나사(M5×P0.8, L=25(S=25))	1	
F-38	AS-000295-00		Tension Release Lever(Ass'y)(Non-auto. Trimmer)	실늑추기 레버(조)(비사절용)	1	
F-38-1	GP-001711-00		Tension Release Lever(Non-auto. Trimmer)	실늑추기 레버(비사절)	1	
F-38-2	PN-000066-00		Tension Release Lever(Non-auto. Trimmer) Pin	실늑추기 레버(비사절) 핀	1	
F-39	PSC-AC006200		Screw	실늑추기 레버(조) (비사절) 고정나사(M4×P0.7, L=15)	1	
F-40	GP-001710-00		Tension Release Shaft(Non-auto. Trimmer)	실늑추기축(비사절)	1	
F-41	GP-001712-00		Tension Release Spring(Non-auto. Trimmer)	실늑추기 스프링(비사절)	1	
F-42	DBS-DB002601		Bushing for Presser Bar	누름대 붓싱	1	

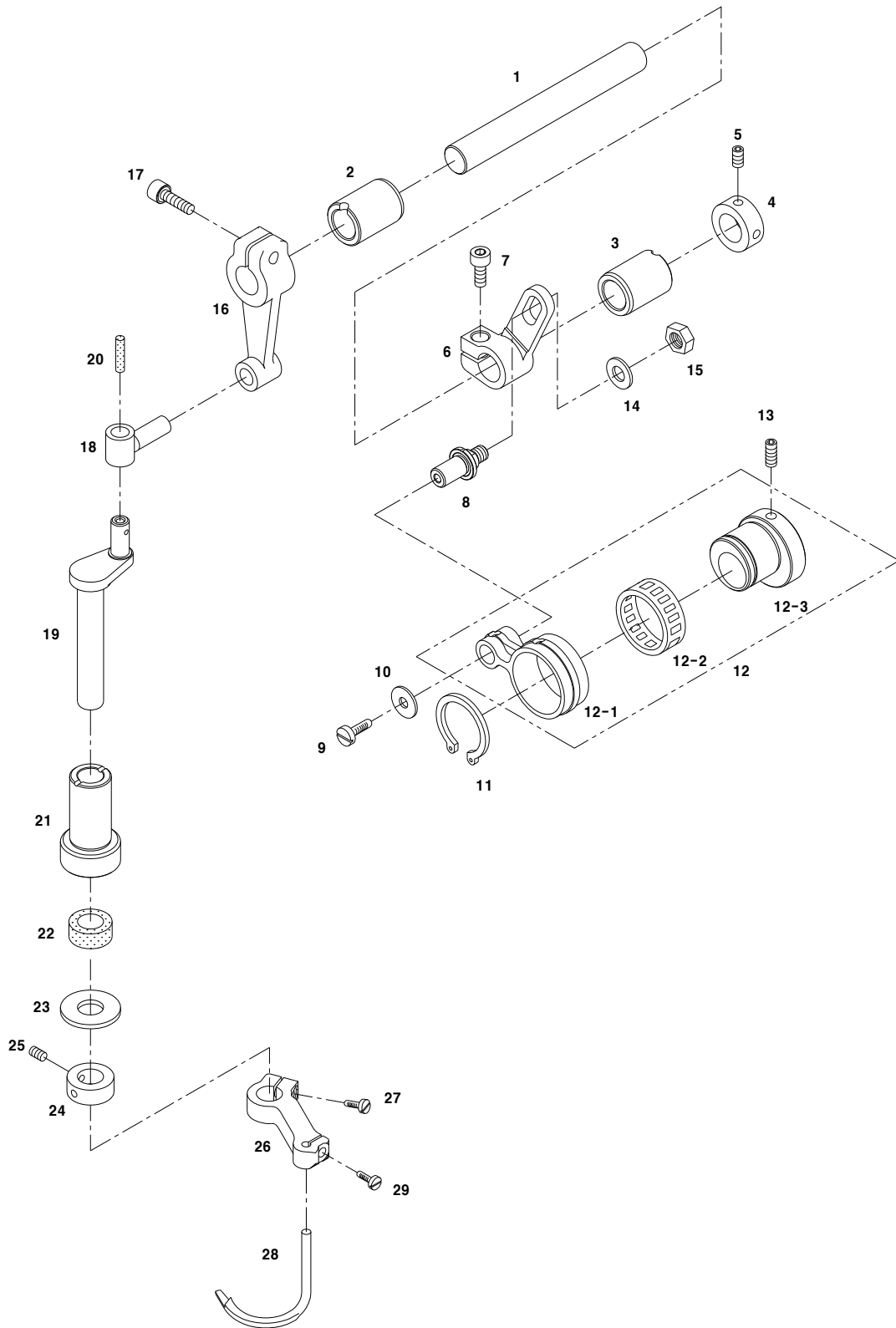
# F

## Presser Foot Mechanism

누름대 관계





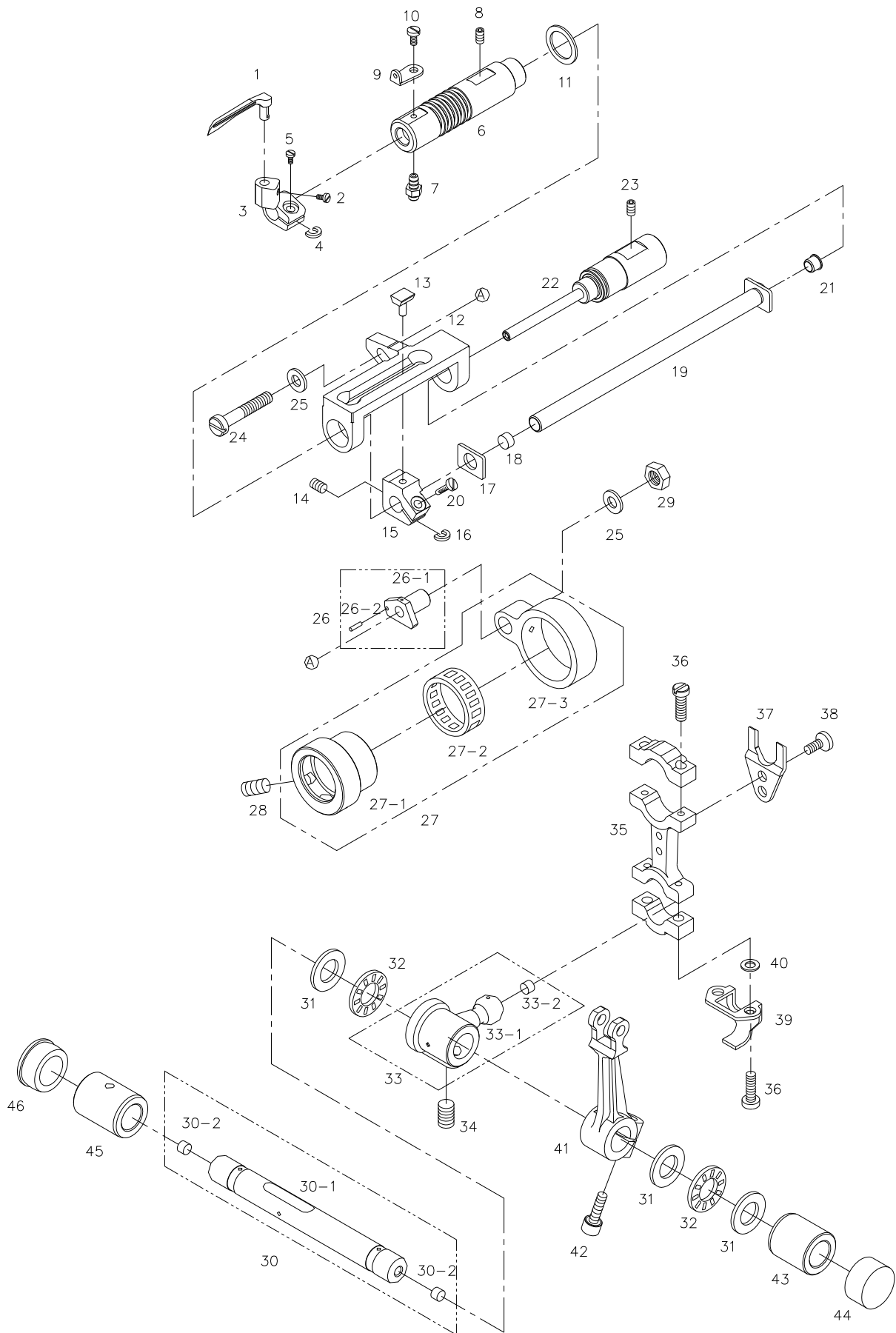






# Looper Driving Mechanism

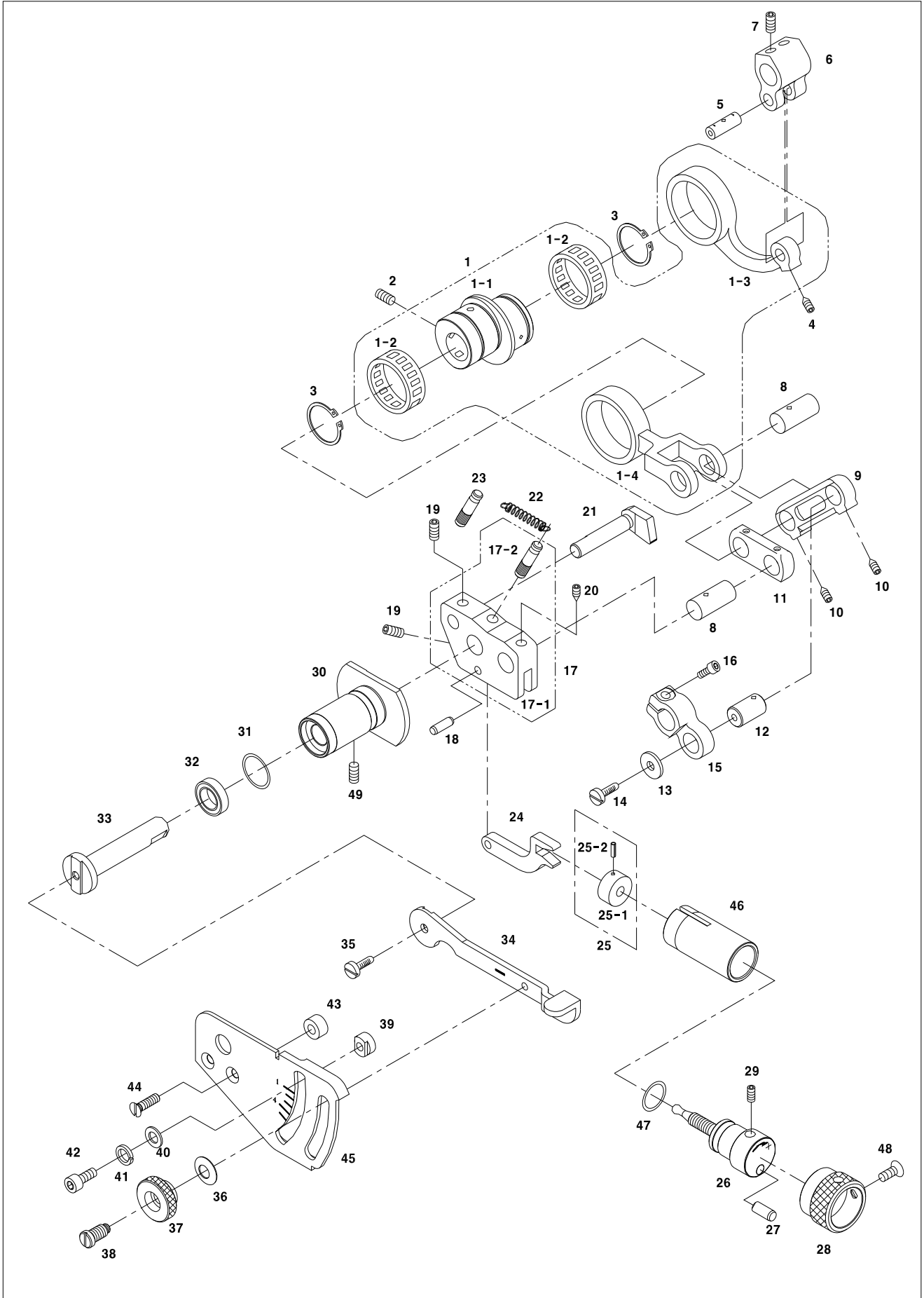
루퍼 구동 관계



Ref. No.	Parts No.	Note	Name of Parts	품 명	Q'ty	Assembly No.
H-1	CGA-HD000300		Looper	루퍼	1	
H-2	DSC-BF010400		Screw	루퍼 고정나사(9/64" n=40, L=6)	1	
H-3	CLP-BF000200		Looper Holder	루퍼 잡이	1	
H-4	DWS-AA010900		Spacer for Looper Holder	루퍼 잡이 스페이서	1	
H-5	DSC-BF010300		Screw	루퍼 잡이 고정나사(9/64" n=40, L=9)	1	
H-6	DBS-DA010900		Bushing for Looper Shaft	루퍼축 부싱	1	
H-7	CLB-JP000800		Nipple for Looper Shaft Bushing	루퍼축 부싱 니플	1	
H-8	PSC-CB001500		Screw	루퍼축 부싱 고정나사(M6×P1.0, L=8)	1	
H-9	CMB-HK004800		Eyelet for Looper Shaft Bushing	루퍼축 부싱 아일렛	1	
H-10	DSC-BF005700		Screw	루퍼축 부싱 아일렛 고정나사(M3×P0.5, L=3.5)	1	
H-11	DWS-AA009300		Washer for Looper Shaft Bushing	루퍼축 부싱 와셔	1	
H-12	CLP-BA000400		Looper Moving Base	루퍼 운동 베이스	1	
H-13	CLP-CD000100		Slide Block for Looper Moving Base	루퍼 운동 슬라이드 블록	1	
H-14	DSC-CB001200		Screw	루퍼 운동 슬라이드 블록 고정나사(M4×P0.7, L=6)	1	
H-15	CLP-BF000300		Slide Block Holder	루퍼 운동 슬라이드 블록 잡이	1	
H-16	DWS-AA010900		Slide Block Spacer	루퍼 운동 슬라이드 블록 잡이 스페이서	1	
H-17	DWS-AB000900		Thrust Washer for Looper Shaft	루퍼축 스러스트 와셔	1	
H-18	DPK-CY000500		Seal Plug for Looper Shaft	루퍼축 마개	1	
H-19	CLP-KD000100		Looper Shaft	루퍼축	1	
H-20	DSC-BJ000300		Screw	루퍼축 고정나사(9/64" n=40, L=10)	1	
H-21	GP-001381-00		Bushing for Looper Shaft Guide	루퍼축 가이드 부싱	1	
H-22	CLP-KF000300		Looper Shaft Guide	루퍼축 가이드	1	
H-23	PSC-CB001500		Screw	루퍼축 가이드 고정나사(M6×P1.0, L=8)	1	
H-24	DSC-BF010500		Screw for Looper Moving Base	루퍼 운동 베이스 나사	1	
H-25	DWS-AA009400		Washer for Looper Moving Base	루퍼 운동 베이스 와셔	2	
H-26	ALP-PS000300		Looper Rocker Adjusting Pin(Ass'y)	루퍼 요동 조절핀(조)	1 Set	
H-26-1	DPN-AD006100		Looper Rocker Adjusting Pin	루퍼 요동 조절핀	1	
H-26-2	PPN-AF001500		Spring Pin	루퍼 요동 조절핀 스프링핀(호칭경 1.6, L=4)	1	
H-27	AS-000666-00		Looper Rocker Regulating Eccentric(Ass'y)	루퍼 요동 편심캠(조)	1 Set	
H-27-1	CLP-DC000100		Looper Rocker Regulating Eccentric	루퍼 요동 편심캠	1	
H-27-2	PBR-BA002200		Bearing	루퍼 요동 편심캠 베어링(KT263013)	1	
H-27-3	CLP-CC000100		Looper Rocker Connecting Rod	루퍼 요동 커넥팅로드	1	
H-28	SC-A308-5607		Screw	루퍼 요동 편심캠 고정나사(1/4" n=40, L=6)	1	
H-29	DSN-AA001400		Nut	루퍼 운동 베이스 너트(M5×P0.8)	1	
H-30	AS-000276-00		Looper Driving Shaft(Ass'y)	루퍼 구동축(조)	1 Set	
H-30-1	CLP-KC000400		Looper Driving Shaft	루퍼 구동축	1	
H-30-2	DPK-CY000300		Seal Plug for Looper Driving Shaft	루퍼구동축 마개	2	
H-31	PWS-AA002500		Thrust Washer	루퍼 구동축 스러스트 와셔(GS1226)	3	
H-32	PBR-BB000300		Thrust Bearing	루퍼 구동축 스러스트 베어링(AXK1226)	2	
H-33	AS-000278-00		Looper Rocking Lever(Ass'y)	루퍼 왕복구동 레버(조)	1 Set	
H-33-1	CLP-CM001000		Looper Rocking Lever	루퍼 왕복구동 레버	1	
H-33-2	DPK-CY000400		Seal Plug for Looper Rocking Lever	루퍼 왕복구동 레버 마개	1	
H-34	DSC-CB002200		Screw	루퍼 왕복구동 레버 고정나사(M8×P1.25, L=8)	2	
H-35	CLP-CC000200		Looper Connecting Rod	루퍼 왕복구동 커넥팅로드	1	
H-36	DSC-BF010600		Screw	루퍼 왕복구동 커넥팅로드 고정나사(11/64" n=32, L=14)	4	
H-37	CLP-BJ001300		Guide for Looper Connecting Rod	루퍼 왕복구동 커넥팅로드 가이드	1	
H-38	DSC-BJ000200		Screw	루퍼 왕복구동 커넥팅로드 가이드 고정나사(11/64" n=40, L=6.5)	2	
H-39	CLB-BJ000700		Oil Splasher	오일분사판	1	
H-40	DWS-AA009500		Washer	오일분사판 와셔(d=4.8, D=8.4, t=0.8)	2	
H-41	CLP-CM000900		Looper Driving Arm	루퍼 왕복구동 암	1	
H-42	PSC-AC001200		Screw	루퍼 왕복구동 암 고정나사(M6×P1.0, L=14)	1	
H-43	DBS-DA009900		Bushing(F) for Looper Driving Shaft	루퍼구동축 전부싱	1	
H-44	GP-001630-00		Oil Seal	루퍼구동축 전부싱 오일씰	1	
H-45	DBS-DA010000		Bushing(R) for Looper Driving Shaft	루퍼구동축 후부싱	1	
H-46	DPK-CB001602		Oil Seal	루퍼구동축 후부싱 오일씰	1	

# Feed Driving Control Mechanism

## 피드 조절 관계





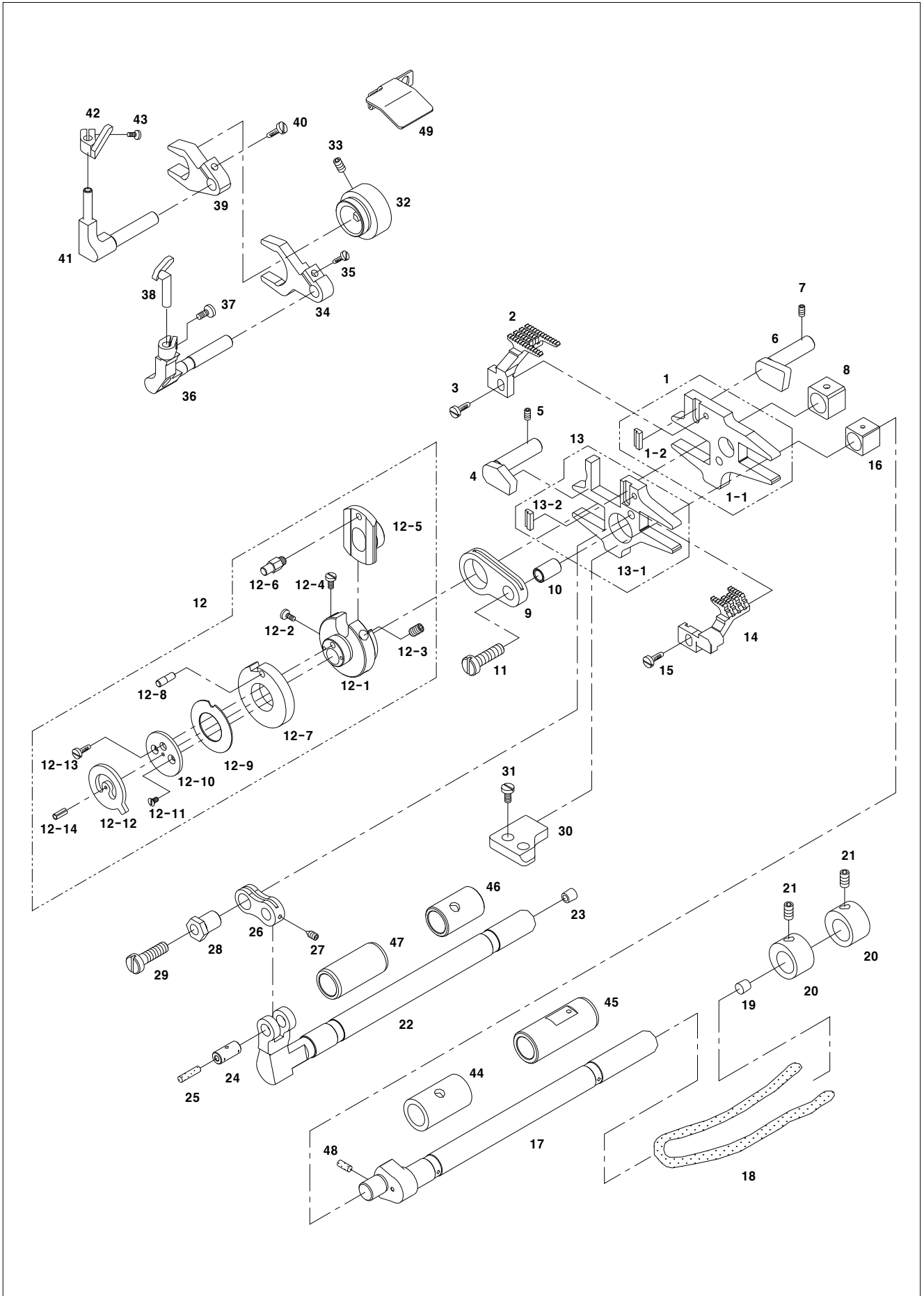


Ref. No.	Parts No.	Note	Name of Parts	품 명	Q'ty	Assembly No.
I-1	AS-000667-00		Differential Feed Eccential Cam (Ass'y)	차동이송 편심캠 (조)	1 Set	
I-1-1	CFA-DC000500		Eccential Cam For Differential Feed	차동이송 편심캠	1	
I-1-2	PBR-BA001000		Bearing	차동이송 편심캠 베어링(FWF-252910)	2	
I-1-3	CFA-CC000400		Connecting Rod for Feed Lift	들대 연결로드	1	
I-1-4	CFA-CC000500		Connecting Rod for Differential Feed	차동이송 연결로드	1	
I-2	DSC-CB000700		Screw	차동이송 편심캠 고정나사	2	
I-3	PSR-AA001000		C ring	차동이송 편심캠 C링 (호칭경 25)	2	
I-4	DSC-CB001500		Screw	들대 연결로드 고정나사(M4×0.7 L=5)	1	
I-5	DPN-AA005900		Pin for Differential Feed Connecting Rod	들대 연결로드핀	1	
I-6	CFA-CB000500		Lever for Feed Lift	들대레버	1	
I-7	SC-A308-5607		Screw	들대레버 고정나사(1/4"n=40)	2	
I-8	DPN-AA005800		Pin for Differential Feed Connecting Rod	차동이송 연결로드 핀	2	
I-9	CFA-CA000400		Lever Link(L) for Differential Feed	차동이송레버링크(대)	1	
I-10	DSC-CB001500		Screw	차동이송 연결로드핀 고정나사(M4×0.7 L=5)	2	
I-11	CFA-CA000500		Lever Link(S) for Differential Feed	차동이송레버링크(소)	1	
I-12	DPN-AA006000		Pin for Differential Feed Shaft Lever	차동이송축레버핀	1	
I-13	DWS-AA009200		Washer for Differential Feed Shaft Lever	차동이송축레버와셔	1	
I-14	DSC-BF005400		Screw	차동이송축레버핀 고정나사(M4×0.7 L=8)	1	
I-15	CFA-CM000500		Lever for Differential Feed Shaft	차동이송축레버	1	
I-16	PSC-AC010600		Screw	차동이송축레버 고정나사(M4×0.7 L=12)	1	
I-17	AS-000284-00		Control Bracket for Differential Feed (Ass'y)	차동이송조절브라켓 (조)	1 Set	
I-17-1	CFA-BB000300		Control Bracket for Differential Feed	차동이송조절브라켓	1	
I-17-2	DPN-BA000500		Control Bracket Pin for Differential Feed	차동이송조절브라켓 핀	1	
I-18	DPN-AA006100		Pin for Control Link	조절링크 핀	1	
I-19	SC-A308-5607		Screw	차동이송조절브라켓 고정나사A(1/4"n=40)	2	
I-20	DSC-CB001500		Screw	차동이송조절브라켓 고정나사B(M4×0.7 L=5)	1	
I-21	CFA-KC000300		Guide for Differential Feed Connecting Rod	차동이송연결로드가이드	1	
I-22	DSP-AB002800		Spring for Differential Feed Control Bracket	차동이송조절브라켓스프링	1	
I-23	DPN-BA000500		Pin	차동이송연결브라켓스프링 핀	1	
I-24	CFA-CA000600		Control Link for Differential Feed	차동이송조절링크	1	
I-25	AS-000280-00		Control Nut for Differential Feed(Ass'y)	차동이송조절너트(조)	1 Set	
I-25-1	DSN-CZ000500		Control Nut for Differential Feed	차동이송조절너트	1	
I-25-2	PPN-AF001800		Spring Pin	차동이송조절너트 스프링 핀 (호칭경2, L=5)	1	
I-26	DSC-HZ000700		Control Screw for Differential Feed	차동이송조절나사	1	
I-27	DPN-AA006200		Stopper Pin for Differential Feed Control	차동이송조절스토퍼핀	1	
I-28	CFA-CQ000200		Control Knob for Differential Feed	차동이송조절손잡이	1	
I-29	PSC-CB000200		Screw	차동이송조절스토퍼핀 고정나사(M4×0.7 L=4)	1	
I-30	DBS-DB003400		Bushing Differential Feed Control Lever Shaft	차동이송조절레버축붓싱	1	
I-31	RI-000014-00		O Ring (P16)	차동이송조절 레버축붓싱 O링	1	
I-32	PPK-BA001300		Oil Seal	차동이송조절레버축 붓싱 오일씰	1	
I-33	CFA-KC000200		Shaft for Differential Feed Control Lever	차동이송조절레버축	1	
I-34	CFA-CM000400		Control Lever for Differential Feed	차동이송조절레버	1	
I-35	DSC-BF005400		Screw	차동이송조절레버 침나사(M4×0.7 L=8)	1	
I-36	DWS-CB000500		Disc Spring Washer for Control Lever	조절레버접시 스프링와셔	1	
I-37	DSN-CZ000300		Nut for Control Lever	조절레버고정너트	1	
I-38	DSC-BF005100		Screw for Control Lever	조절레버고정나사	1	
I-39	DSN-CF000200		Stopper for Control Lever	조절레버스토퍼	1	
I-40	PWS-AA000900		Washer	조절레버스토퍼 와셔	1	
I-41	PWS-CA000800		Spring Washer	조절레버스토퍼 스프링 와셔	1	
I-42	PSC-AC003300		Screw	조절레버스토퍼 고정나사(M5×0.8 L=8)	1	
I-43	DCL-BB001601		Spacer for Graduations	눈금판스페이서	2	
I-44	DSC-BB003201		Screw for Graduations	눈금판고정나사	2	
I-45	CFA-BJ000400		Differential Feed Graduations	차동이송눈금판	1	
I-46	DBS-DA009300		Bushing for Differential Feed Control	차동이송조절붓싱	1	
I-47	PPK-BA001000		O Ring (P12)	차동이송조절손잡이 O링	1	
I-48	DSC-BB001100		Screw	차동이송조절손잡이 고정나사(M4×0.7 L=4)	1	
I-49	SC-A308-5607		Screw	차동이송조절레버축 붓싱고정나사(1/4"n=40, L=4.5)	1	

# J

## Feed Driving Mechanism

### 피드 구동 관계



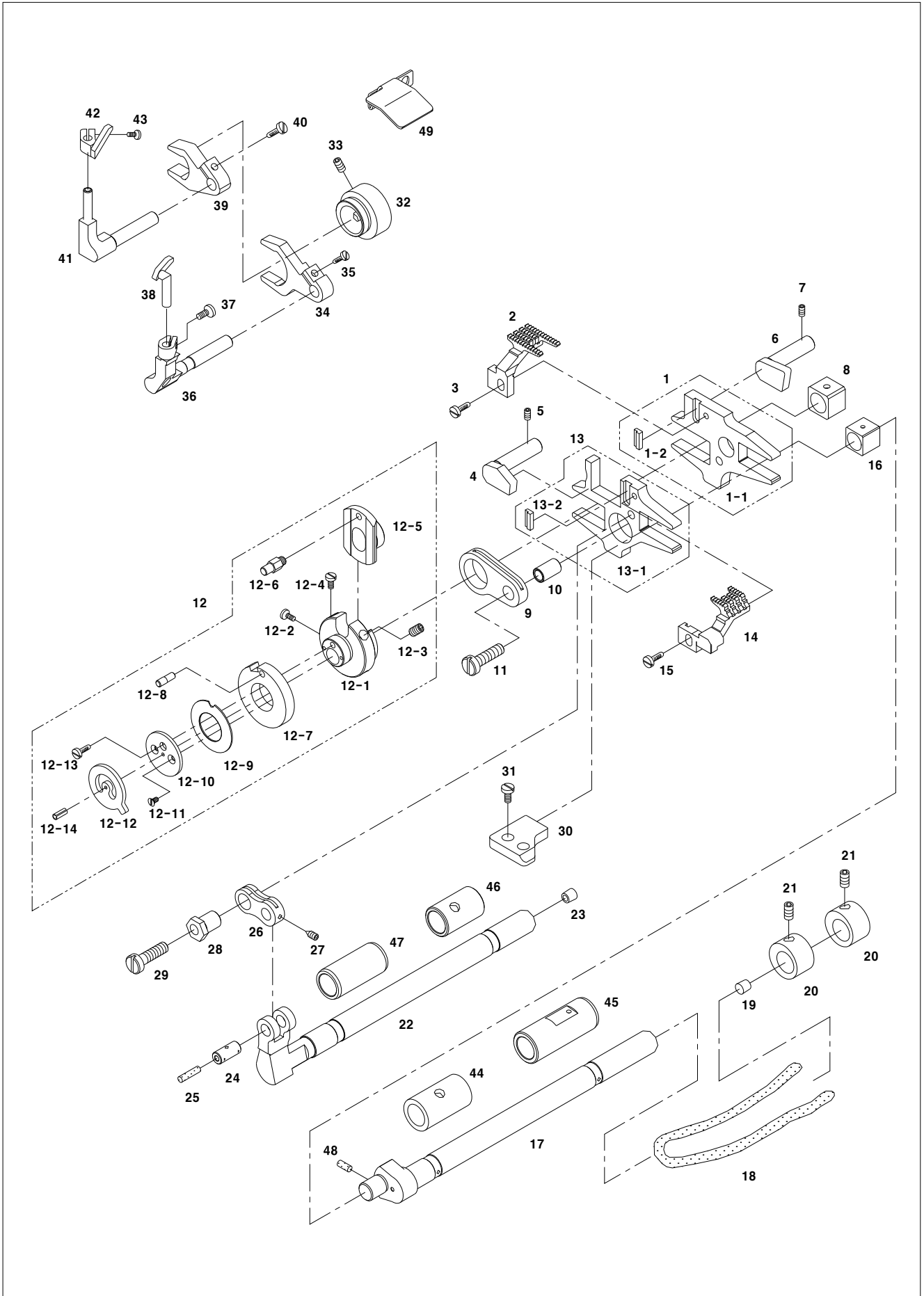


Ref. No.	Parts No.	Note	Name of Parts	품 명	Q'ty	Assembly No.
J-1	AS-000296-00		Main Feed Bar (Ass'y)	주토퍼니받침(조)	1 set	
J-1-1	CLF-CR000400		Main Feed Bar	주토퍼니받침	1	
J-1-2	CLF-CD000700		Feed Dog Guide	톱니가이드	1	
J-2	CGA-GB000600		Main Feed Dog	주토퍼니	1	
J-3	SC-A156-2302		Screw	주토퍼니 칩나사(9/64" n=40)	1	
J-4	CLF-KZ000300		Feed Bar Guide ( R )	톱니받침가이드(우)	1	
J-5	PSC-CB000700		Screw	톱니받침가이드(우) 고정나사(M6×1, L=6)	1	
J-6	CLF-KZ000201		Feed Bar Guide ( L )	톱니받침가이드(좌)	1	
J-7	PSC-CB000700		Screw	톱니받침가이드(좌) 고정나사(M6×1, L=6)	1	
J-8	CLF-CD000500		Feed Lift Block(Rear)	들대블럭(후)	1	
J-9	CLF-CA000400		Main Feed Bar Connect Link	주토퍼니받침연결링크	1	
J-10	DPN-AA006400		Main Feed Bar Connect Link Pin	주토퍼니받침연결링크핀	1	
J-11	DSC-BF009900		Screw	연결핀고정나사(M5×0.8, L=18)	1	
J-12	AS-000287-01		Feed Cam (Ass'y)	하피이드캠(조)	1 Set	
J-12-1	CLF-DC000300		Main Feed Eccentric	주이송편심기	1	
J-12-2	PSC-AC005900		Screw	편심기 칩나사 (M3×0.5, L=8)	1	
J-12-3	DSC-CB001200		Screw	편심기 고정나사 (M4×0.7, L=6)	2	
J-12-4	DSC-BF010000		Screw	주이송 편심기 고정나사(M2×0.4, L=3.5)	1	
J-12-5	CLF-CD000800		Eccentric Slider	편심기슬라이더	1	
J-12-6	DPN-BB001600		Eccentric Slider Guide Pin	편심기 슬라이더 가이드핀	1	
J-12-7	CLF-DG000100		Feed Cam	하피이드캠	1	
J-12-8	DPN-BB001700		Feed Cam Stopper Pin	피이드캠스토퍼핀	1	
J-12-9	CLF-BJ000100		Feed Cam Spring Plate	피이드캠스프링판	1	
J-12-10	CLF-BJ000200		Feed Cam Spring Presser Plate	피이드캠스프링압력판	1	
J-12-11	DSC-BB002700		Screw	피이드캠스프링압력판나사(M2×0.4)	2	
J-12-12	CLF-BJ000300		Feed Cam Regulate Plate	피이드캠조정판	1	
J-12-13	DSC-BF010100		Screw	피이드캠조정판 칩나사(9/64"n=40)	1	
J-12-14	PPN-AF001300		Spring Pin	피이드캠스프링압력판 핀(호칭경1.5, L=4)	1	
J-13	AS-000297-00		Differential Feed Bar (Ass'y)	차동이송톱니받침(조)	1 Set	
J-13-1	CLF-CR000500		Differential Feed Bar	차동이송톱니받침	1	
J-13-2	CLF-CD000700		Feed Dog Guide	톱니가이드	1	
J-14	CGA-GB000701		Differential Feed Dog	차동이송톱니	1	
J-15	SC-A156-2302		Screw	차동이송톱니 칩나사(9/64"n=40)	1	
J-16	CLF-CD000600		Feed Lift Block (F)	들대블럭(전)	1	
J-17	CLF-KG000100		Feed Lift Shaft	들대	1	
J-18	GP-001580-00		Oil Wick	들대 유심(Ø4 L=250)	1	
J-19	DPK-CY000601		Feed Lift Shaft Cap	들대 캡	1	
J-20	DCL-AA003900		Feed Lift Shaft Collar	들대카라	2	
J-21	DSC-CB001000		Screw	들대카라 고정나사(1/4"n=40, L=4.5)	2	
J-22	CLF-KZ000100		Differential Feed Shaft	차동이송축	1	
J-23	DPK-CY000701		Differential Feed Shaft Cap	차동이송축 캡	1	
J-24	DPN-AA006300		Differential Feed Connection Pin	차동이송연결핀	1	
J-25	CLB-JL005000		Oil Wick	차동이송연결핀 헬트	1	
J-26	CLF-CA000501		Differential Feed Bar Connect Link	차동톱니받침연결링크	1	
J-27	DSC-CB002000		Oil Wick	차동이송연결핀고정나사(M3×0.5, L=6)	1	
J-28	CLF-CH000200		Oscillation Adjusting Nut	진동조절편심너트	1	
J-29	DSC-BF009900		Oil Wick	연결핀고정나사(M5×0.8, L=18)	1	
J-30	CLF-BK000100		Feed Bar Guide(Lower)	톱니받침가이드(하)	1	
J-31	DSC-BF005400		Screw	톱니받침가이드(하) 칩나사(M4×0.7, L=11.8)	2	
J-32	CLF-DC000400		Needle Guard Eccentric Cam	바늘안내편심캠	1	
J-33	DSC-CB000400		Screw	바늘안내편심캠 고정나사(1/4"n=40, L=6)	2	
J-34	CLF-CM000100		Needle Guard Lever (F)	바늘안내레버(전)	1	
J-35	DSC-BF010200		Screw	바늘안내레버(전) 칩나사(M3×P0.5, L=12.5)	1	
J-36	CLF-BF000100		Needle Guard Holder (F)	바늘안내잡이(전)	1	
J-37	PSC-AC010700		Screw	바늘안내잡이(전) 칩나사(M3×0.5, L=6)	1	
J-38	CGA-HG000300		Needle Guard (F)	바늘안내(전)	1	
J-39	CLF-CM000200		Needle Guard Lever (R)	바늘안내레버(후)	1	

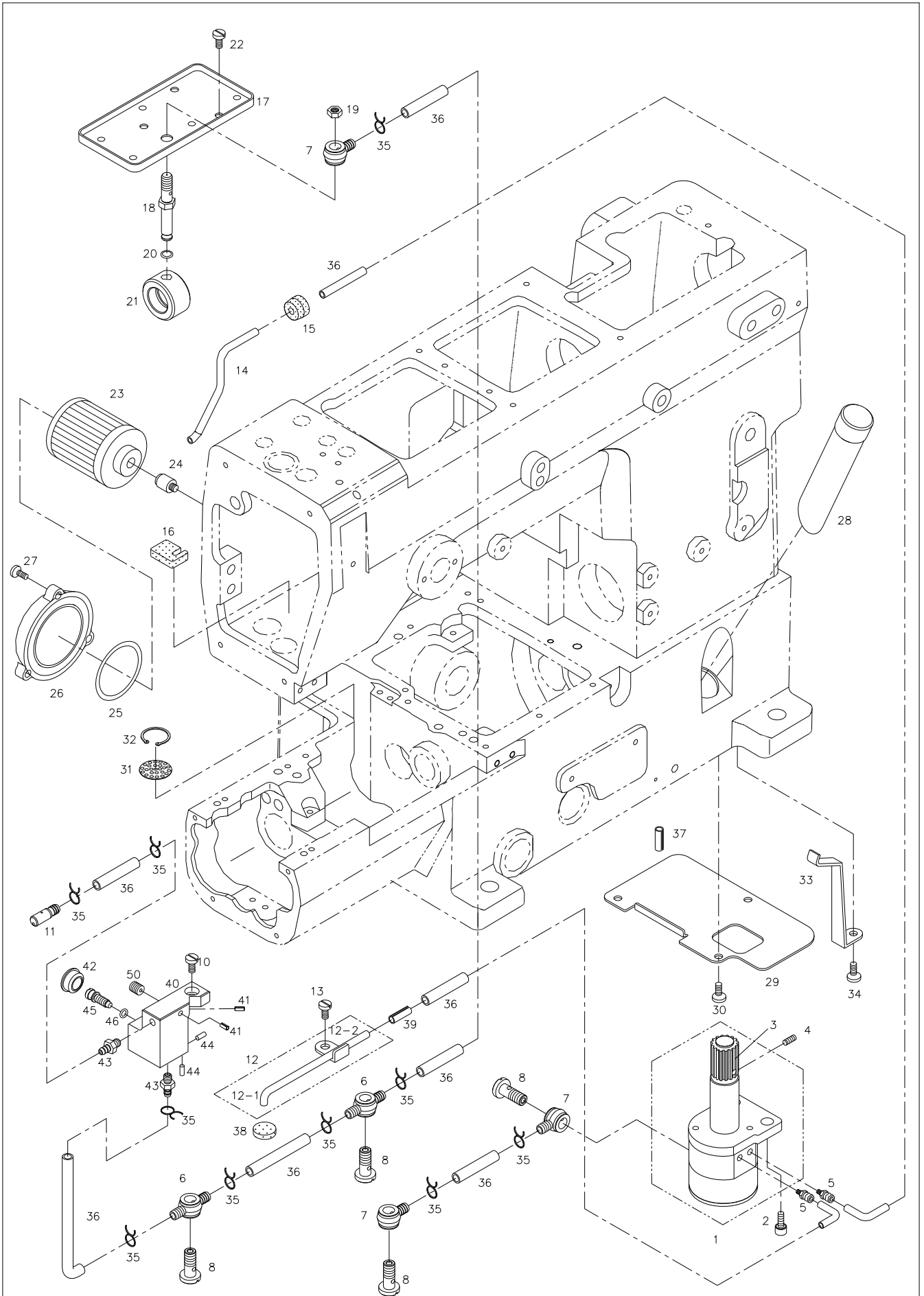
# J

## Feed Driving Mechanism

### 피드 구동 관계





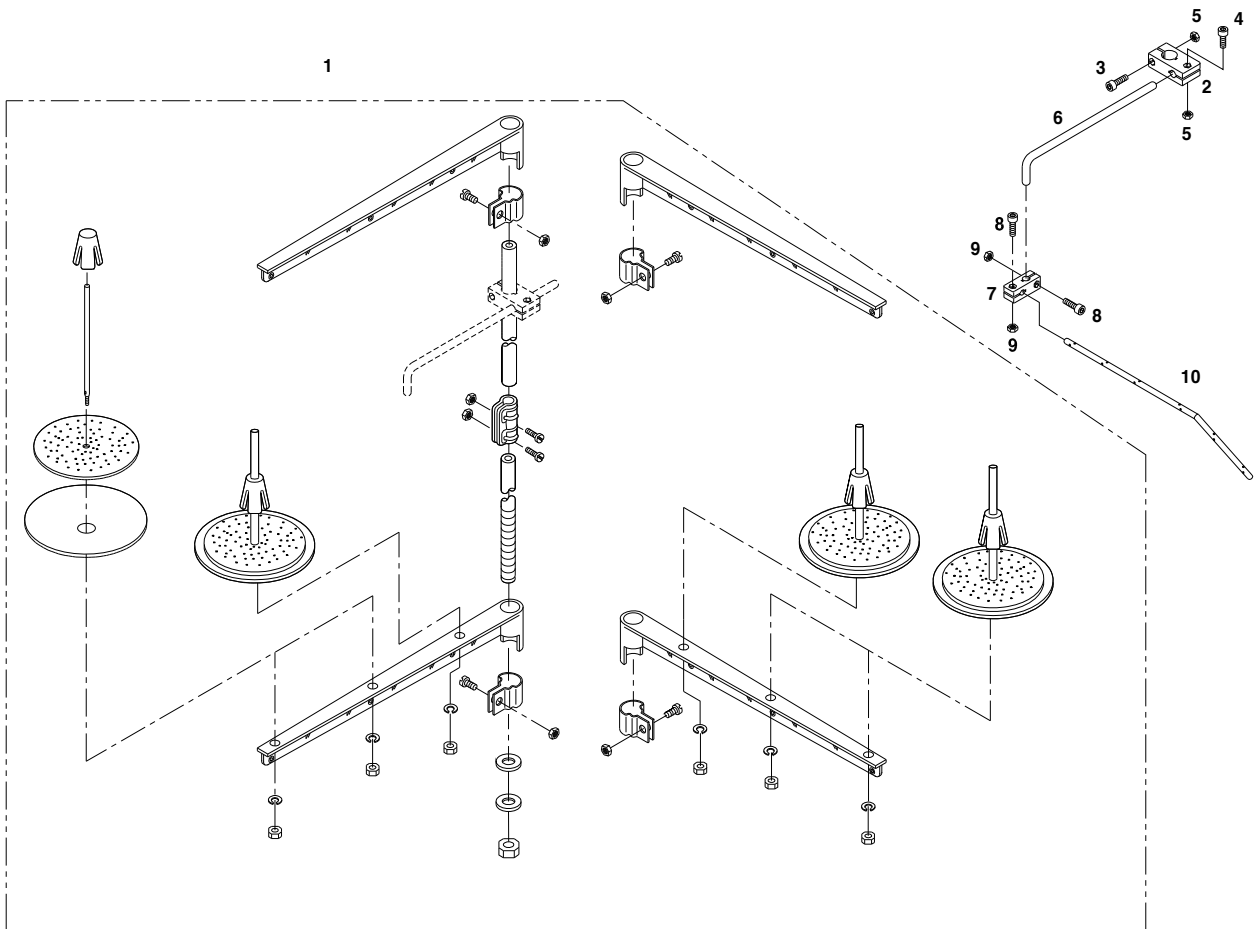






# Thread Stand Mechanism

## 실패꽃이 관계



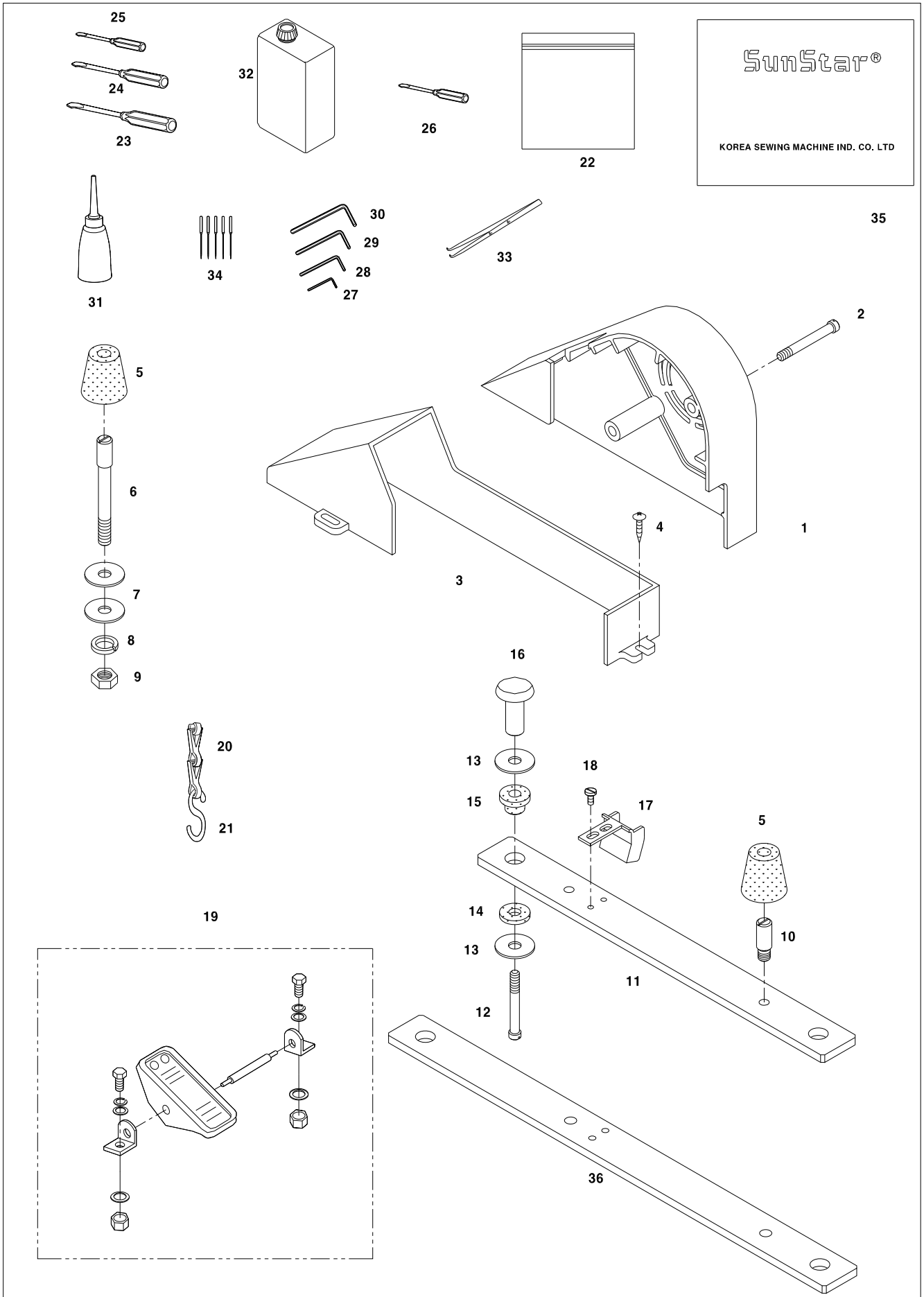




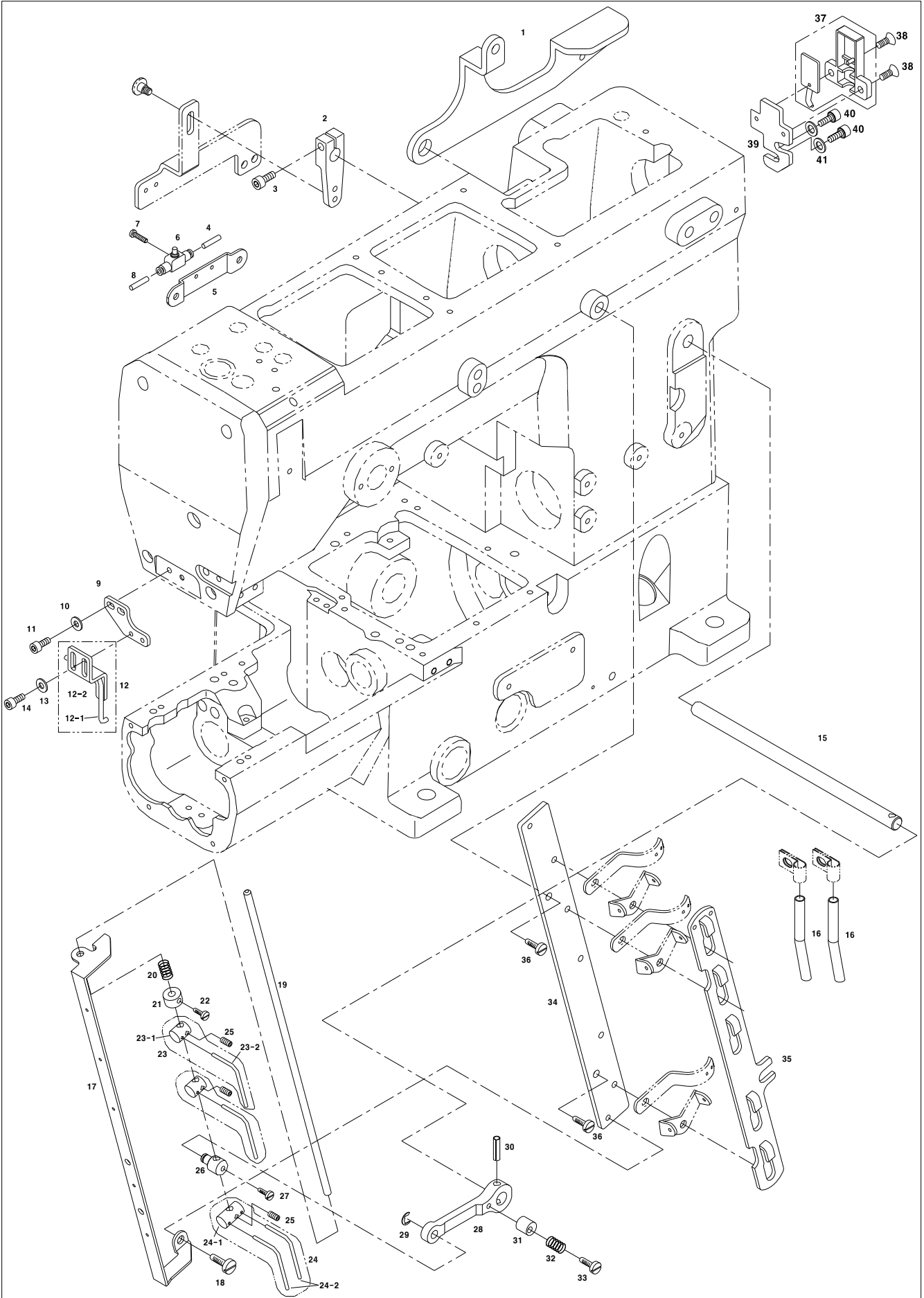
# M

## Accessories Mechanism

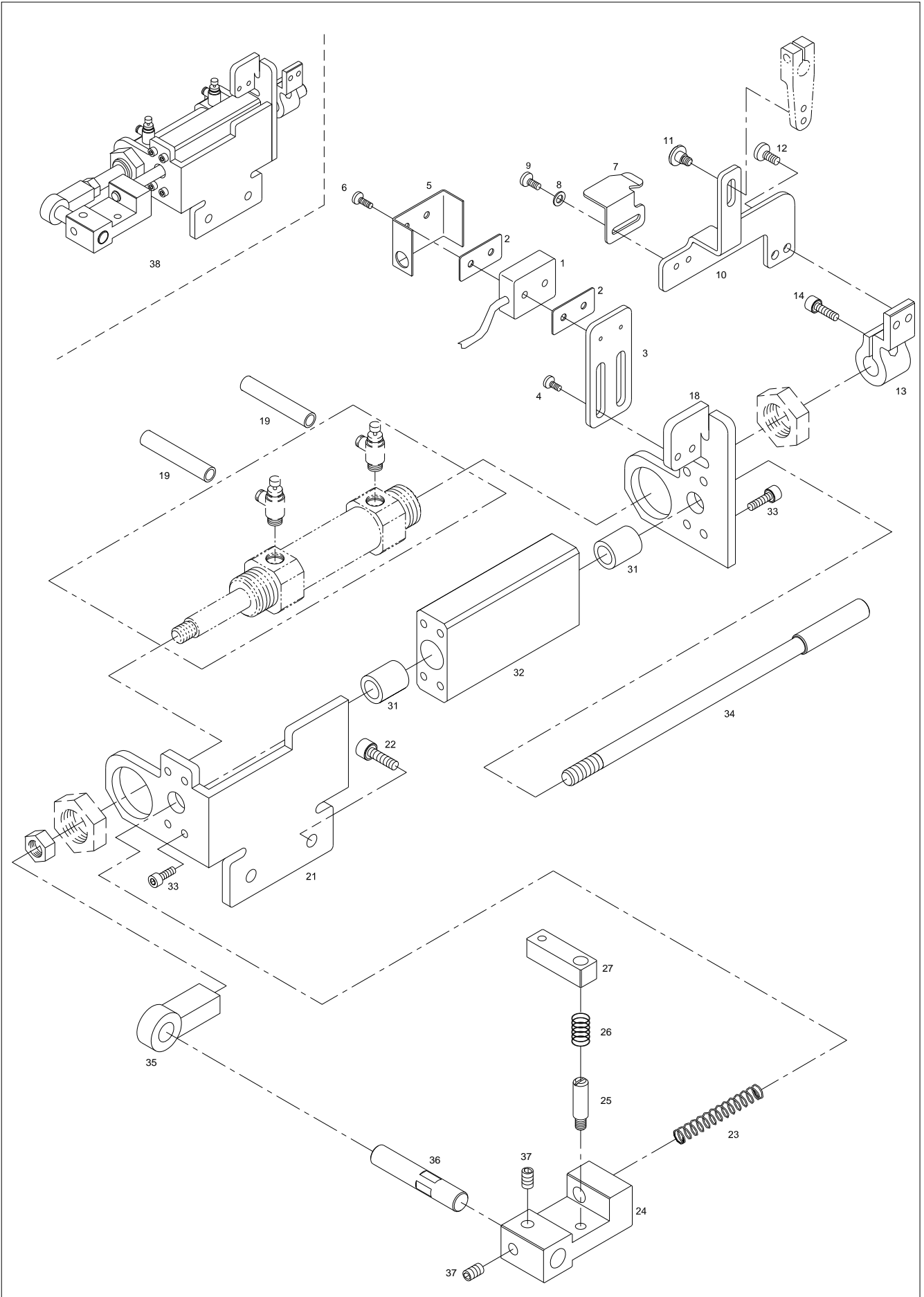
### 액세서리 관계



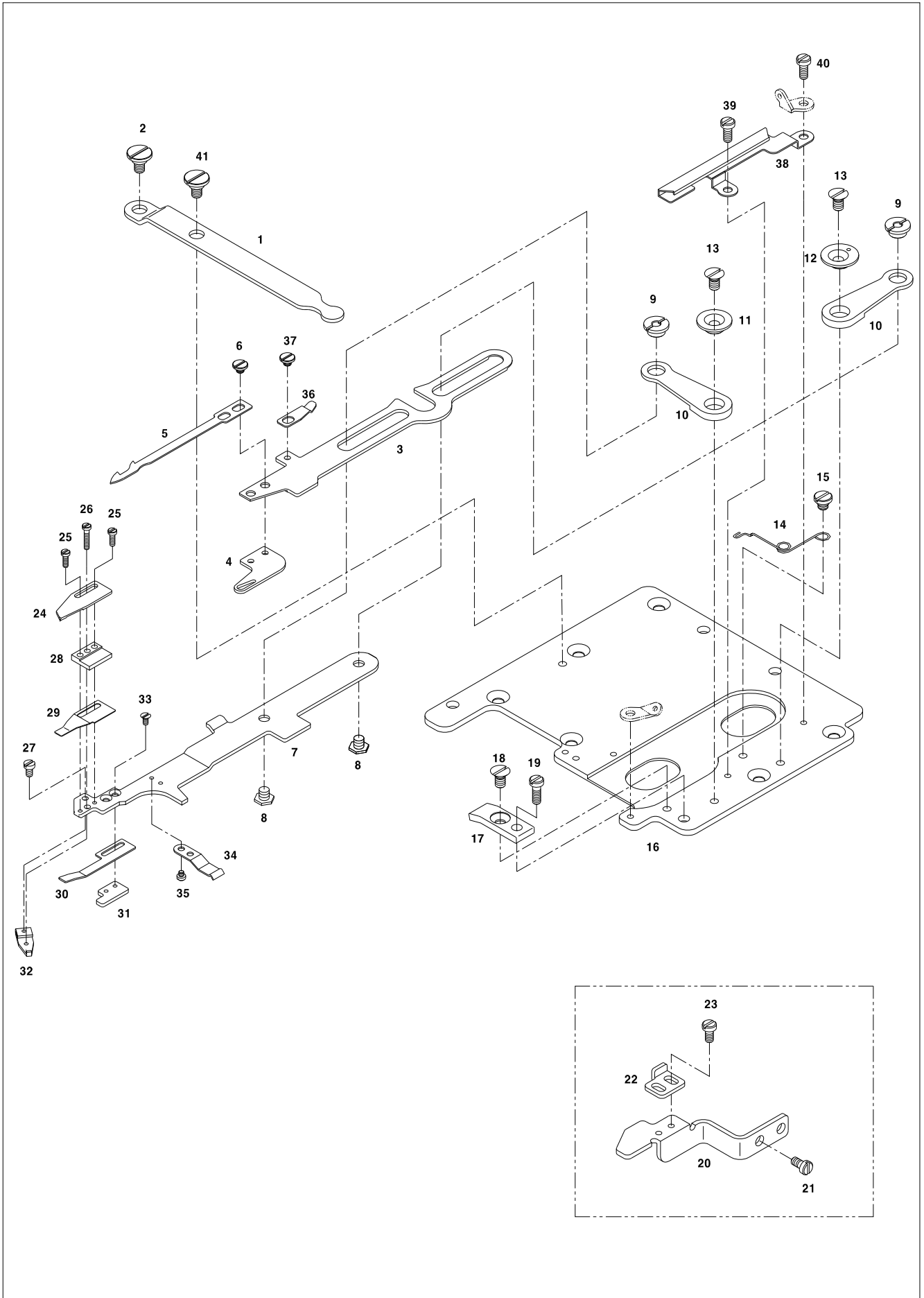






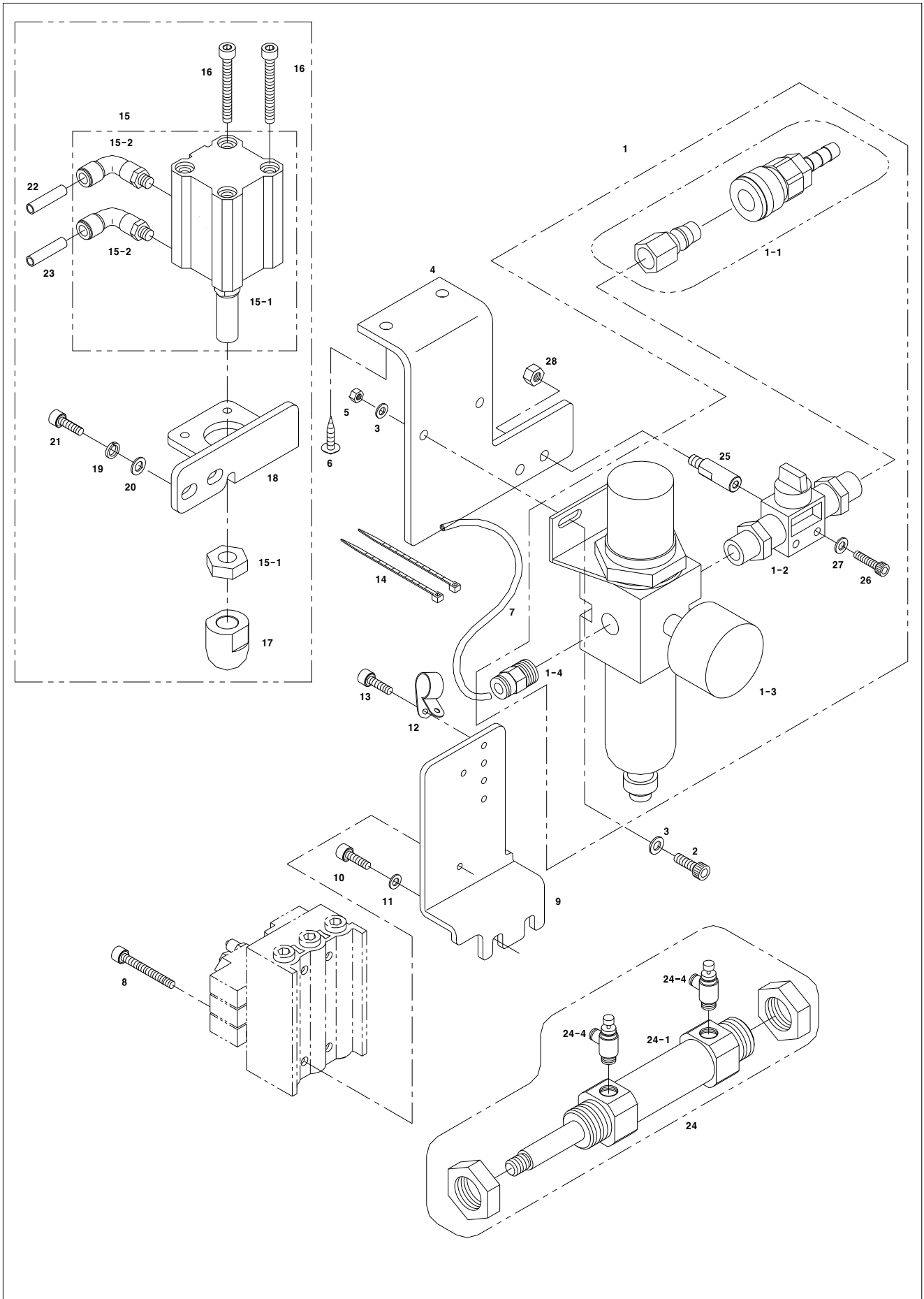






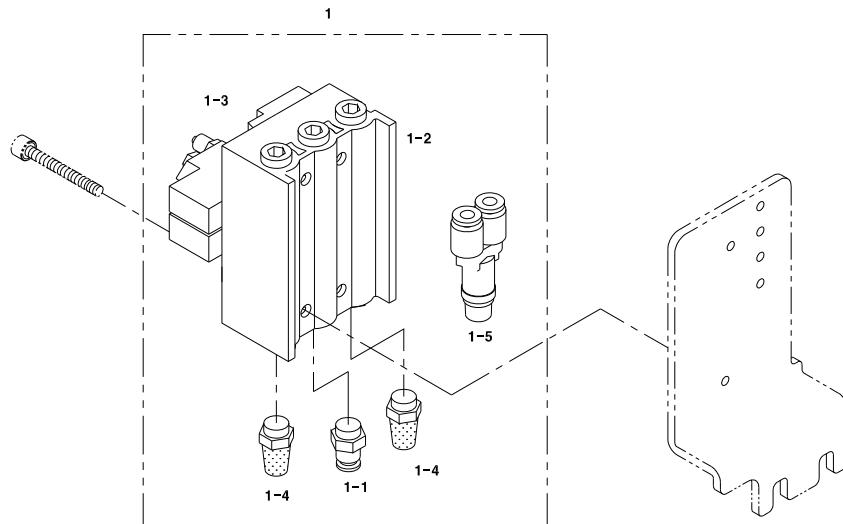




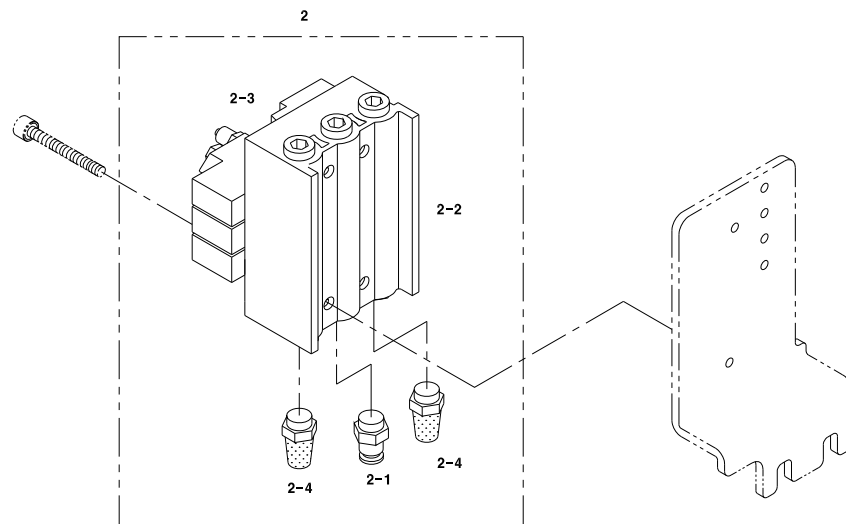




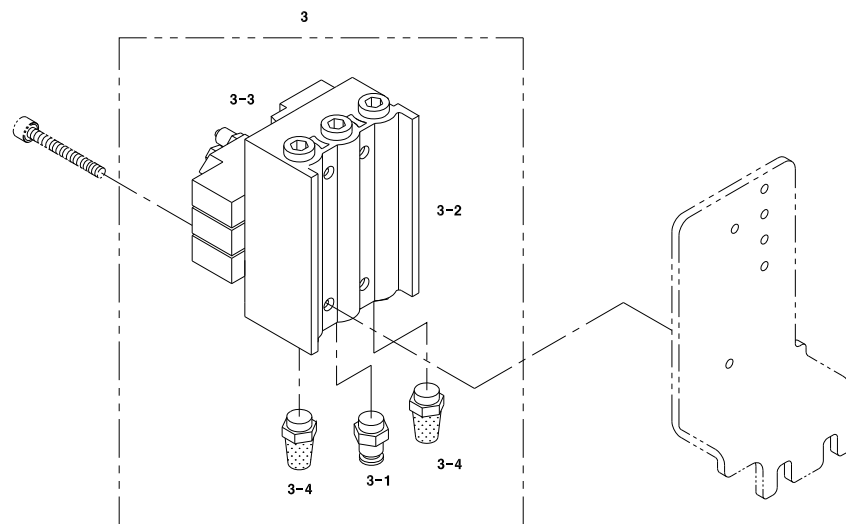
**UT-A**  
(2련식 하사절)



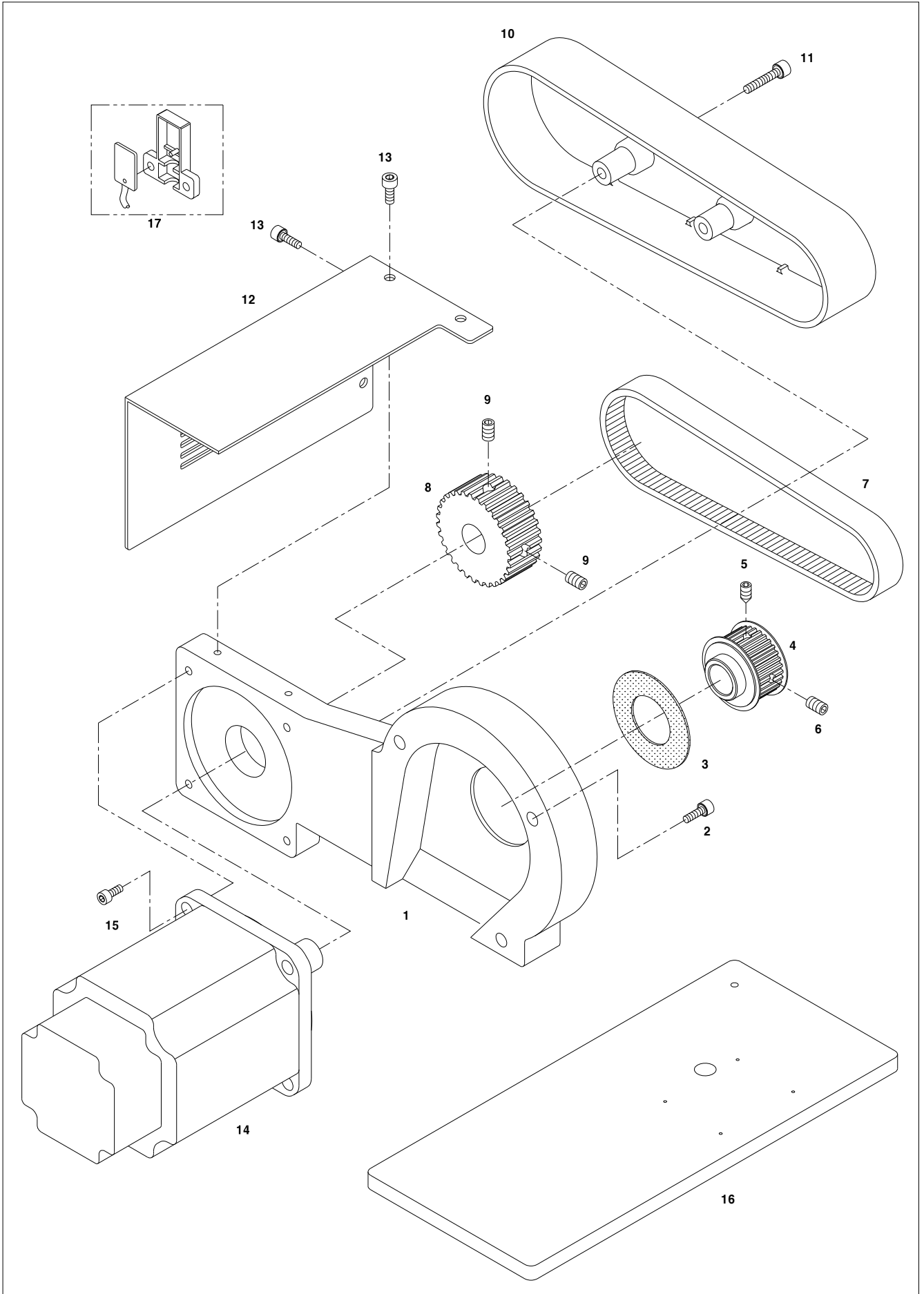
**UT-B**  
(3련식 하사절)



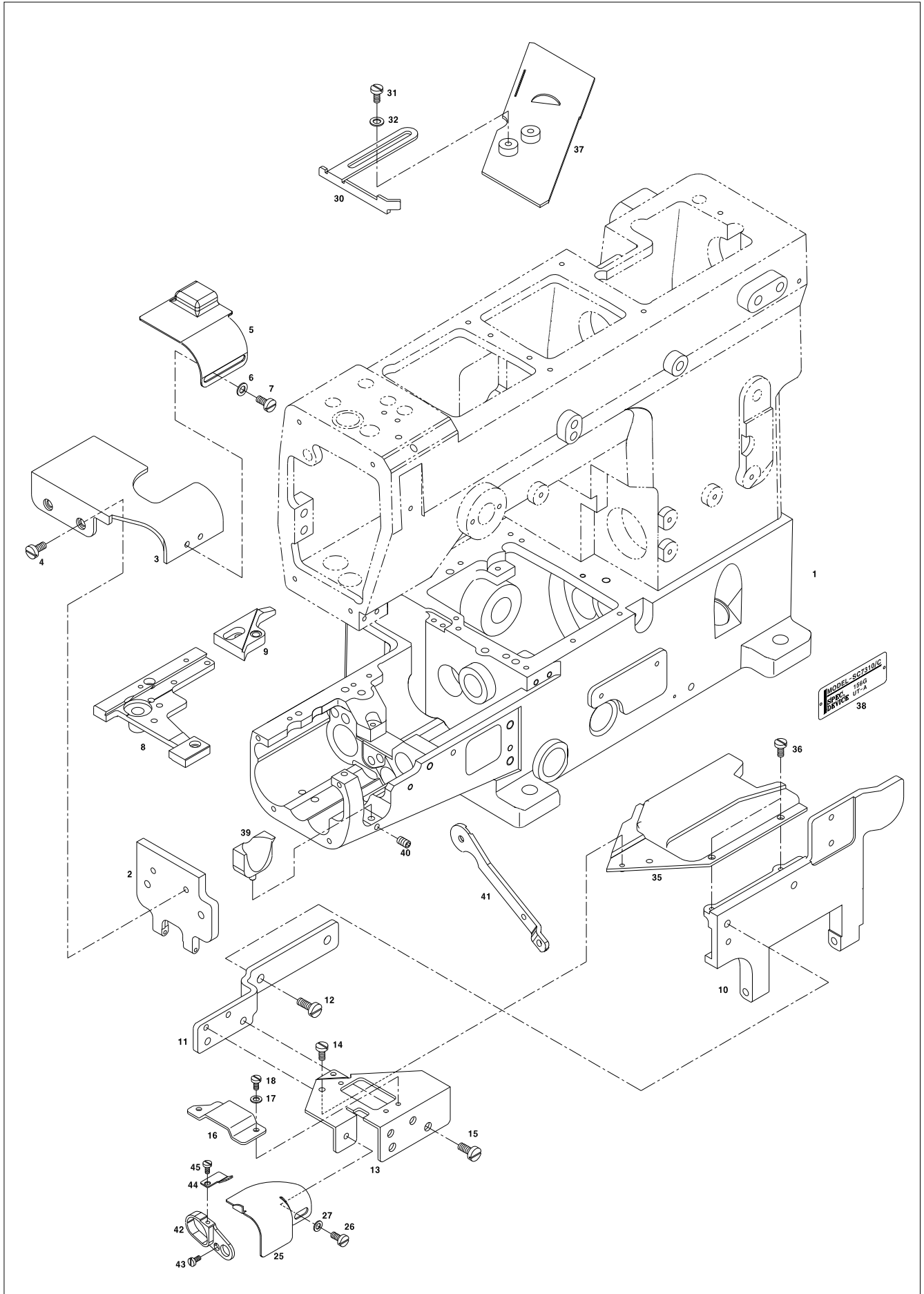
**ST-C**  
(상사절)





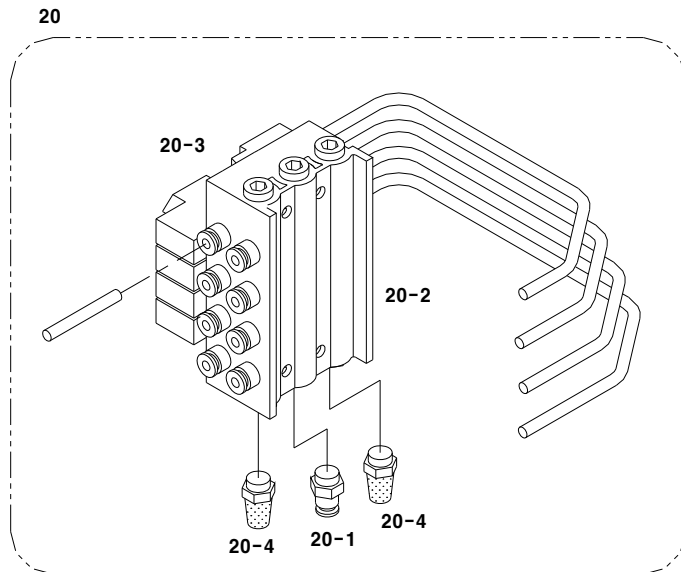
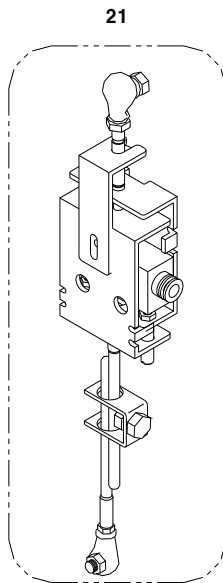
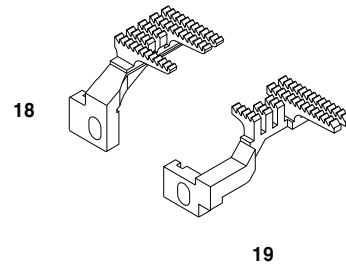
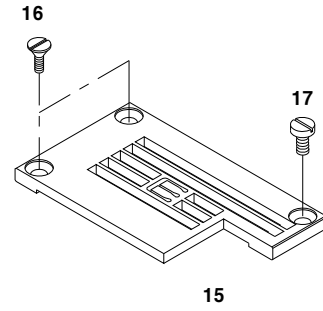
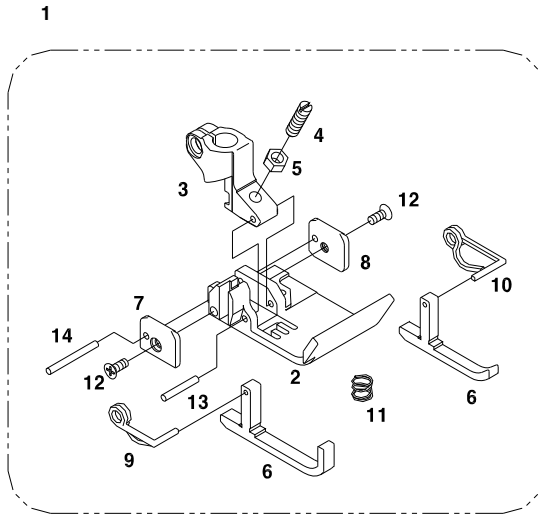










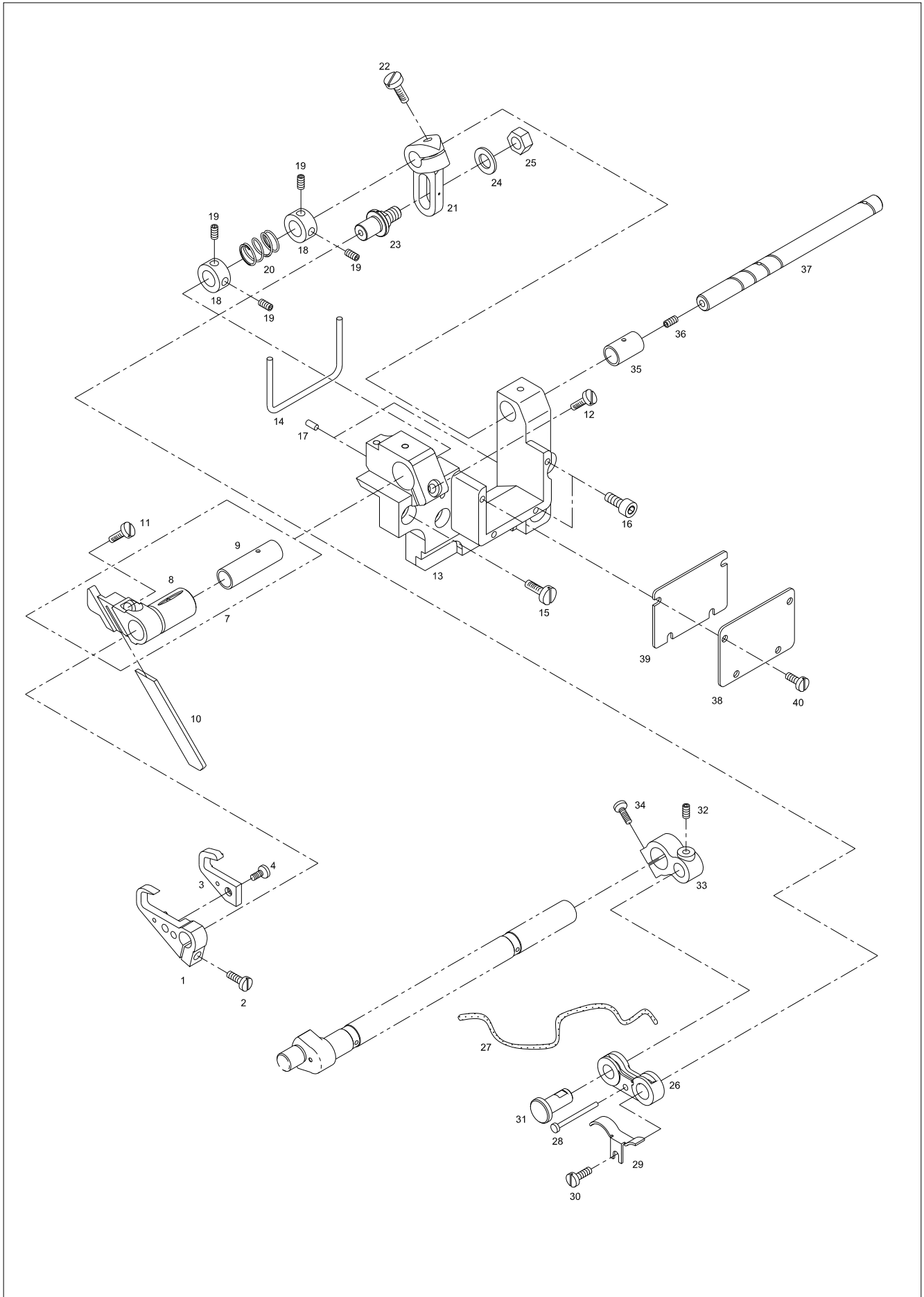




# T3

## Left Fabric Trimmer Mechanism – SC 7310

좌메스 구동 관계 -SC 7310

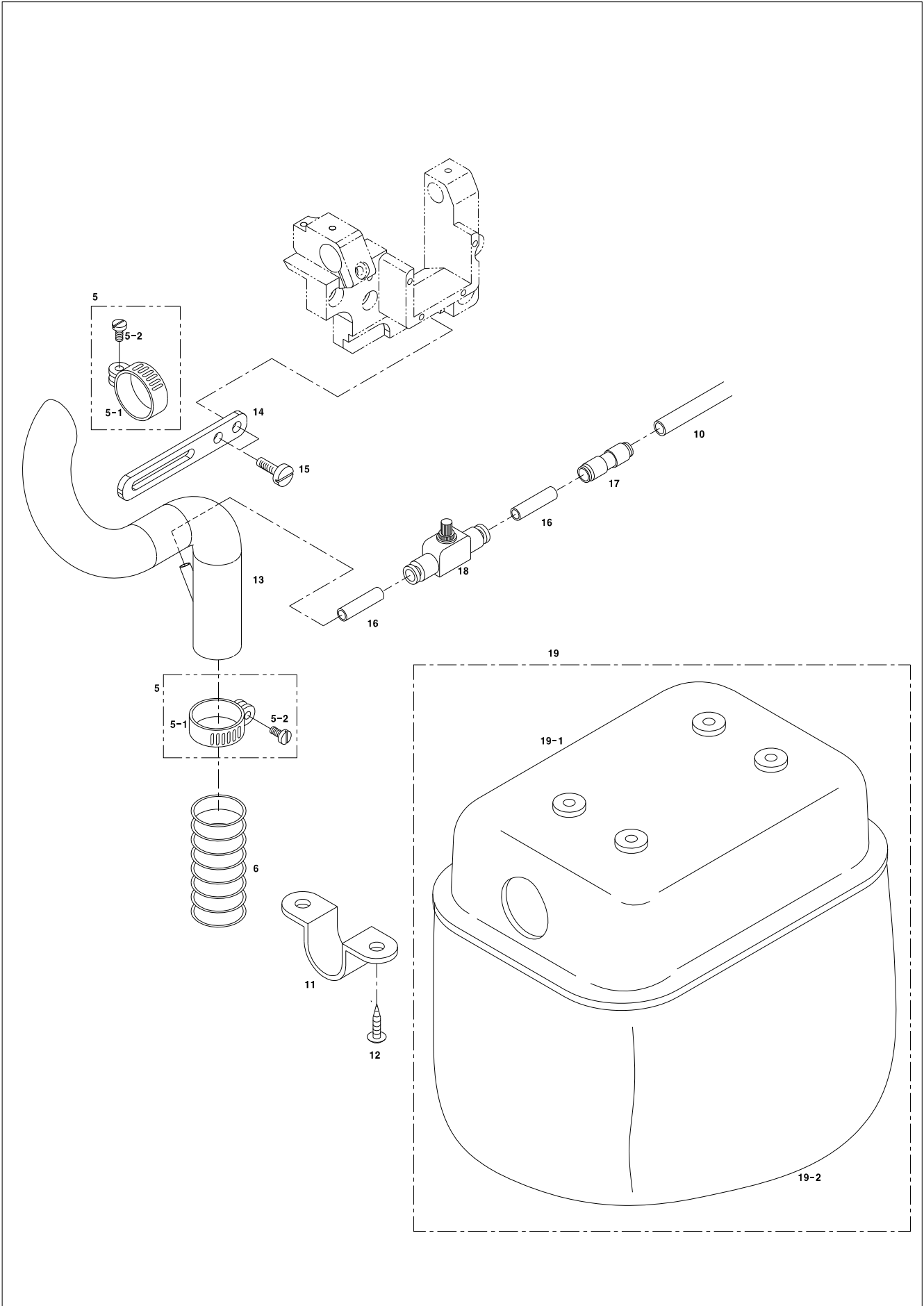




# T4

## Suction Mechanism – SC 7310

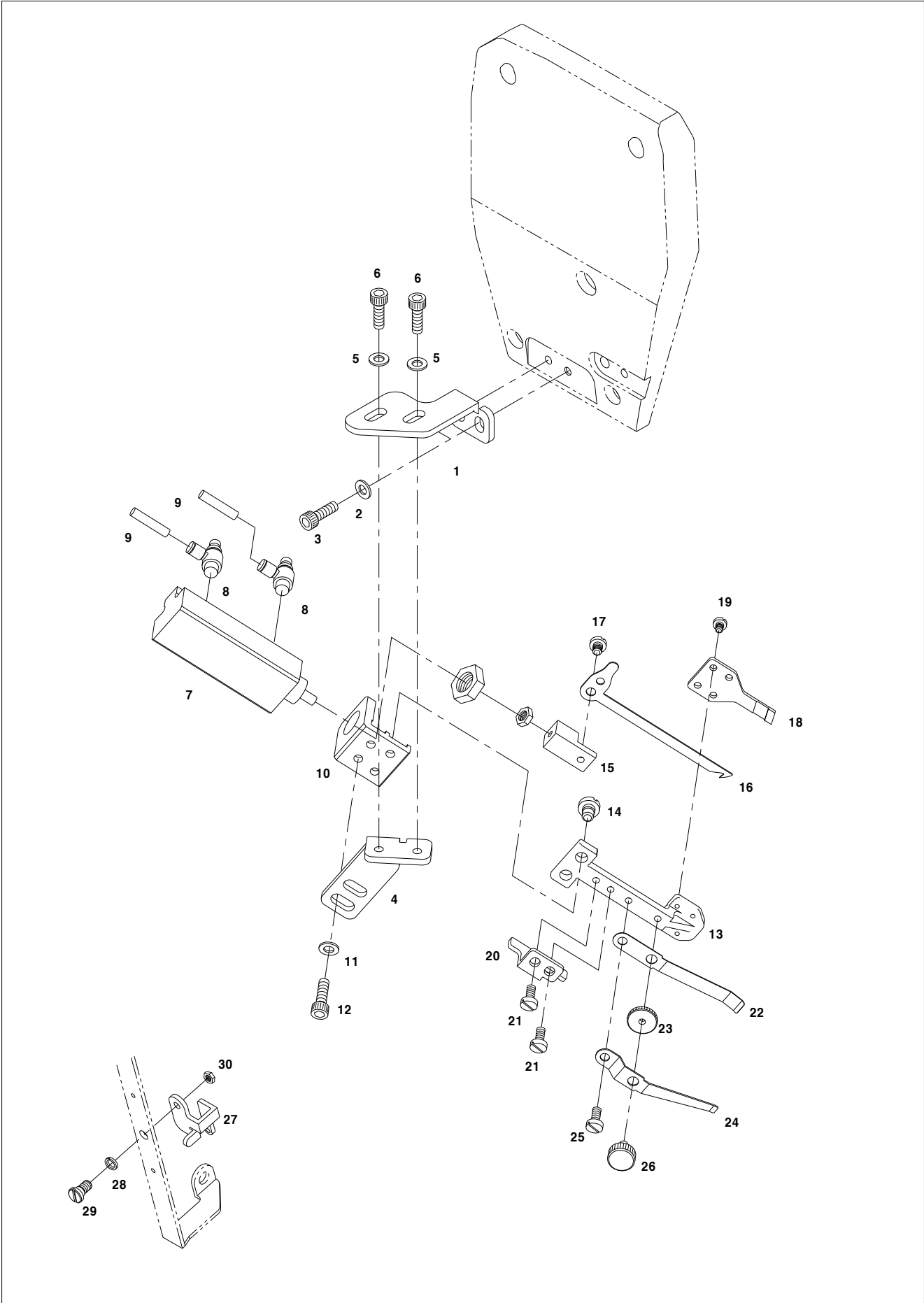
### 흡입 관계 – SC 7310





## Top Cover Thread Trimmer Mechanism

장식실 사절 관계





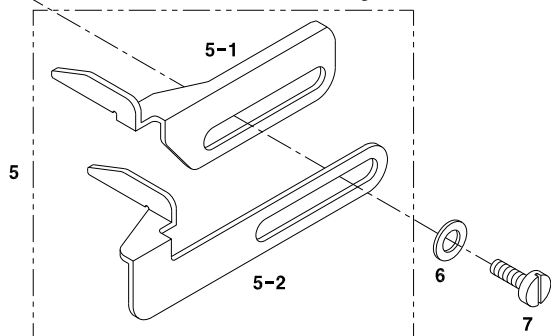
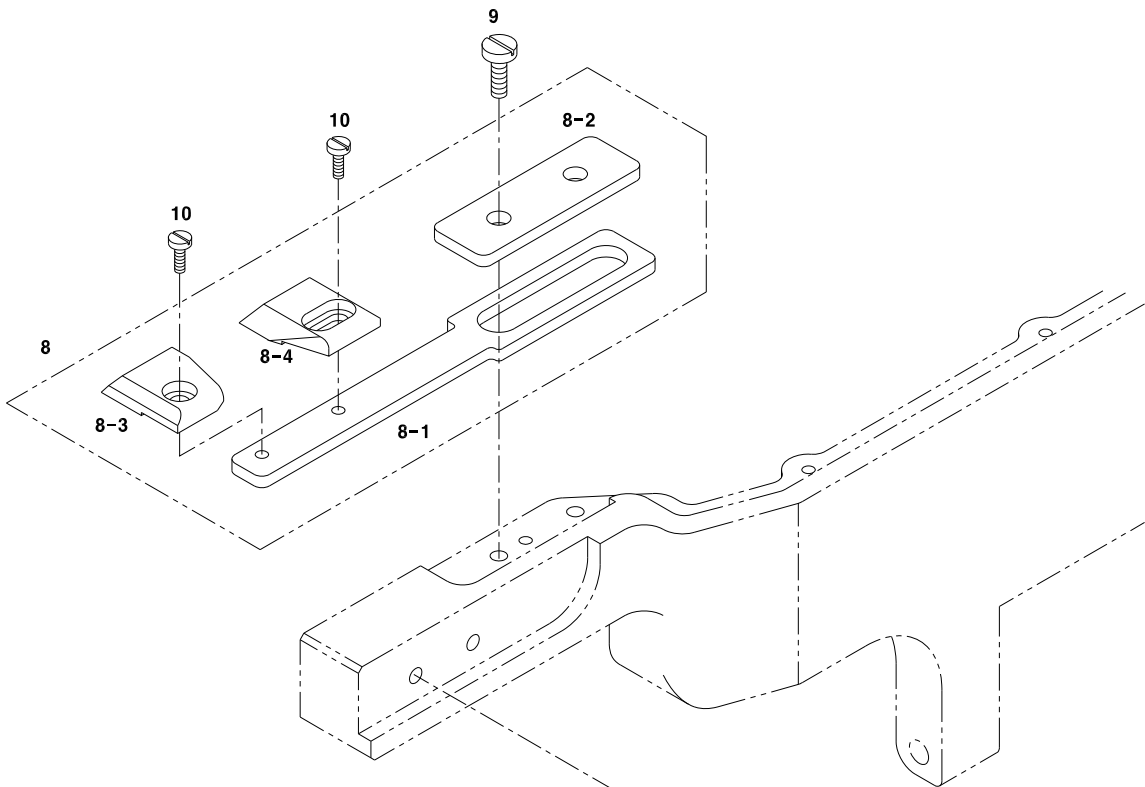
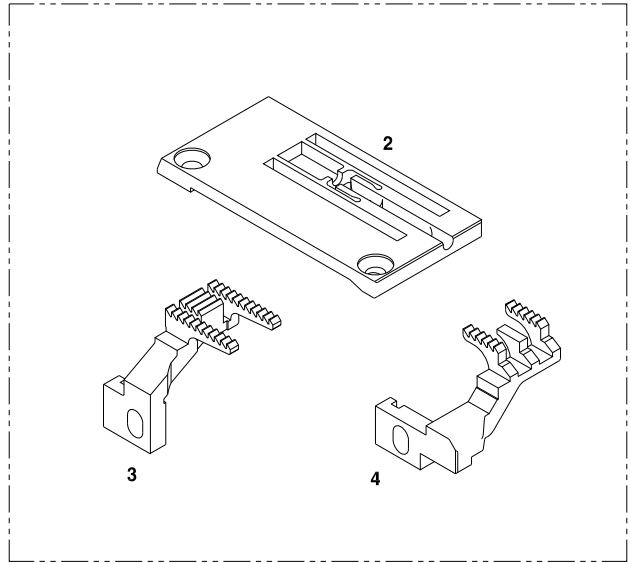
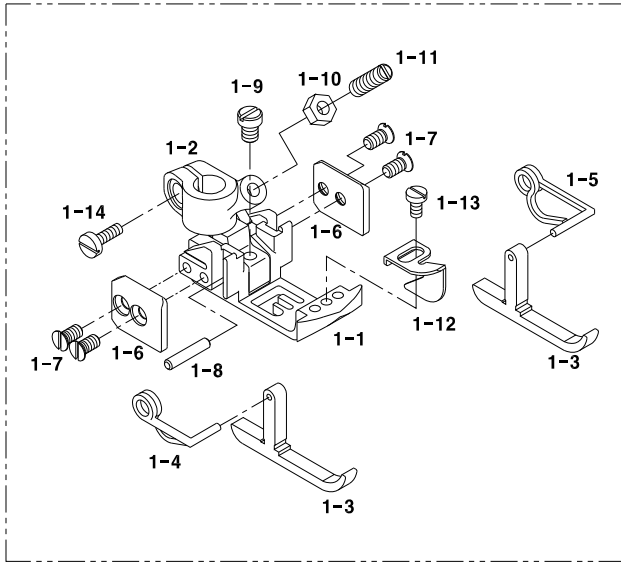


# U2

## Covering Mechanism

### 커버링 관계

1

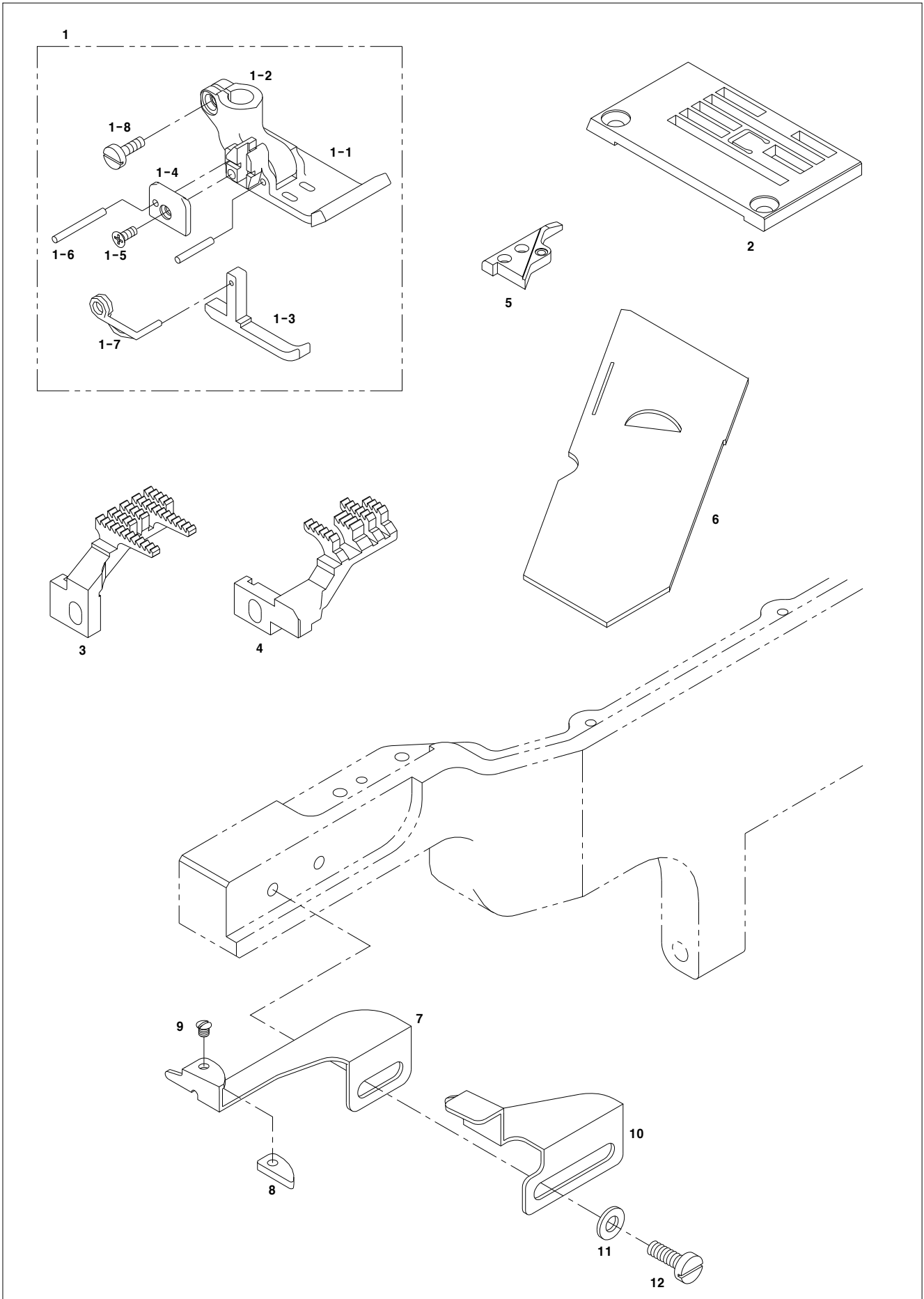




# U3

## Hemming Mechanism

### 헤밍 관계

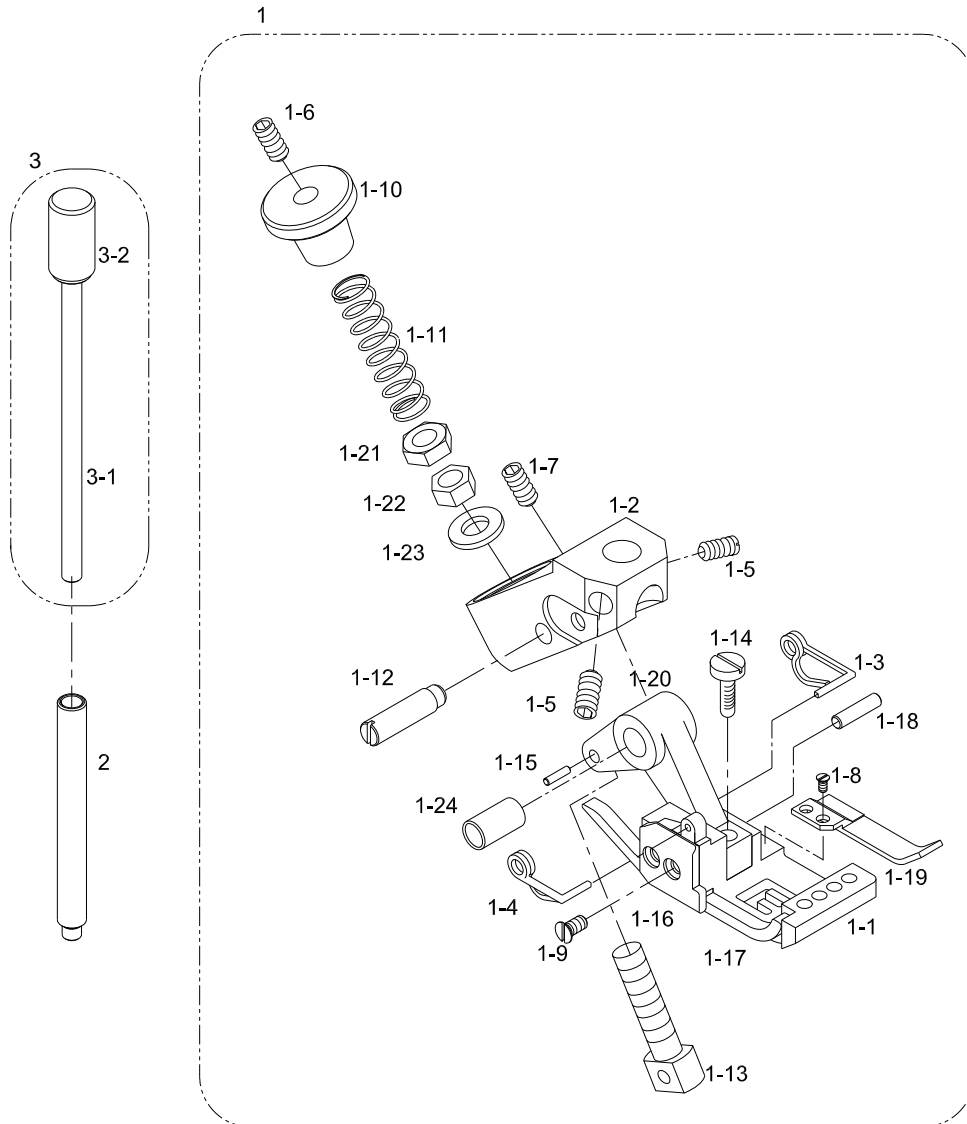




# U4

## Working Foot Mechanism

### 워킹 노루발 관계

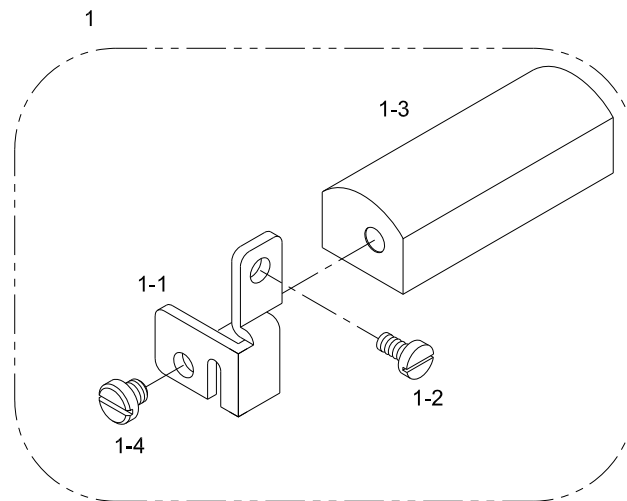




# U5

## Compact Spot Light Mechanism

### 상단 램프 관계





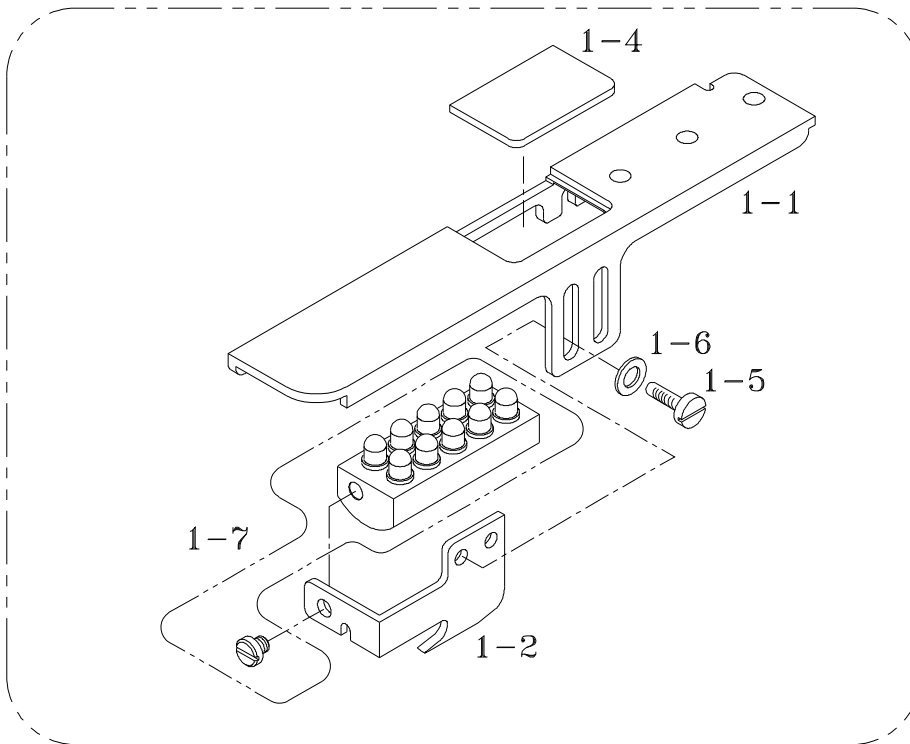


# U6

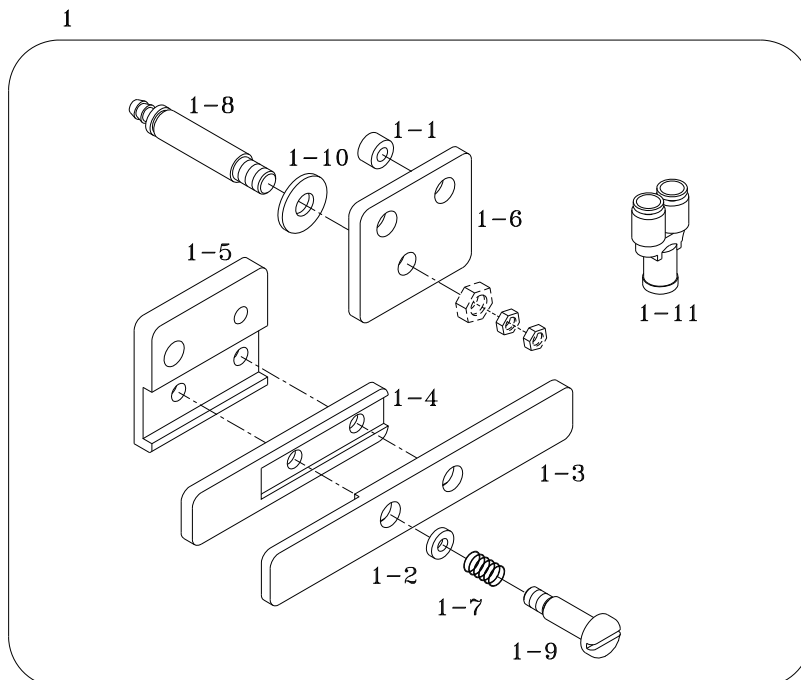
## See Through Light Mechanism

### 하단 램프 관계

1





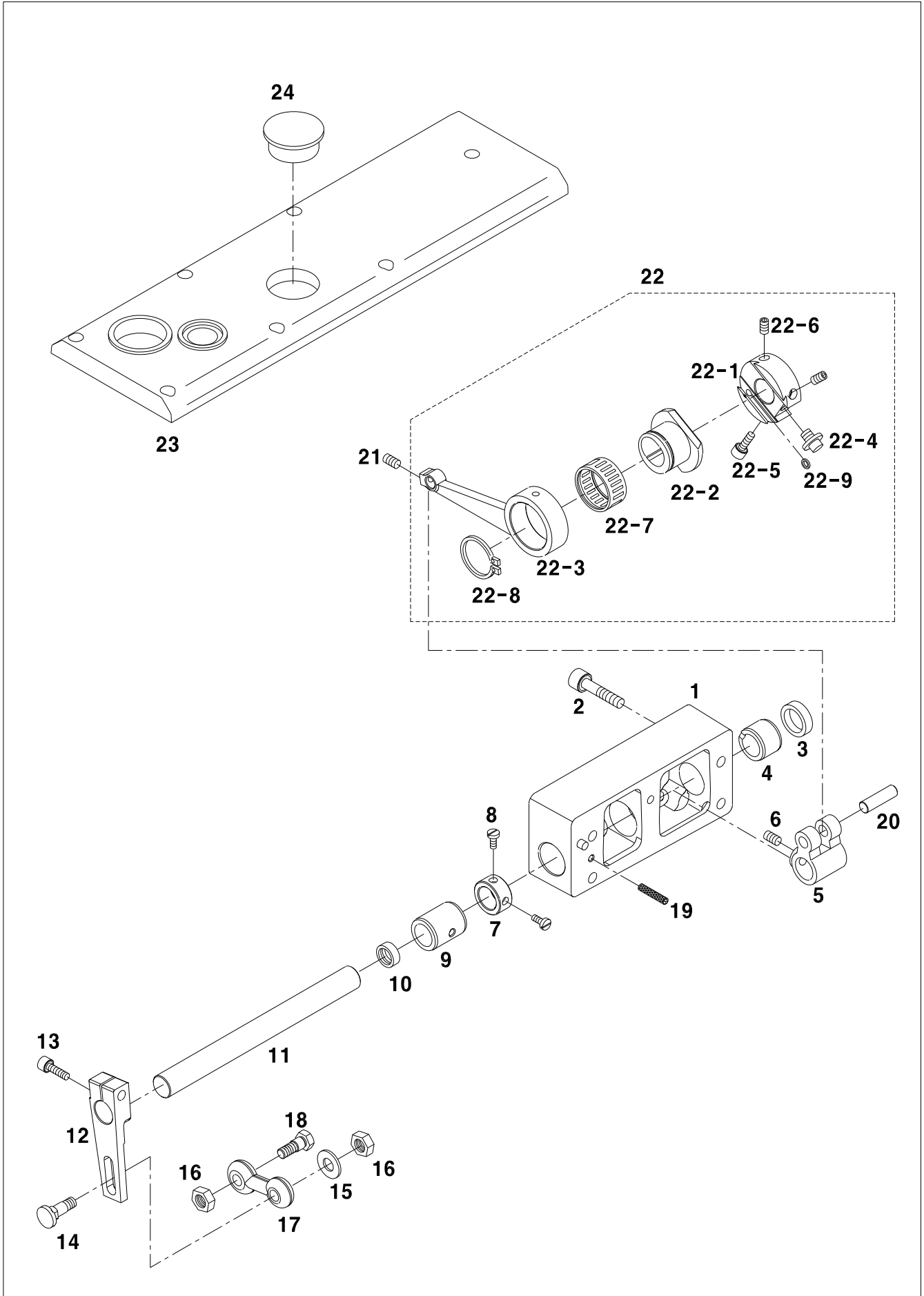




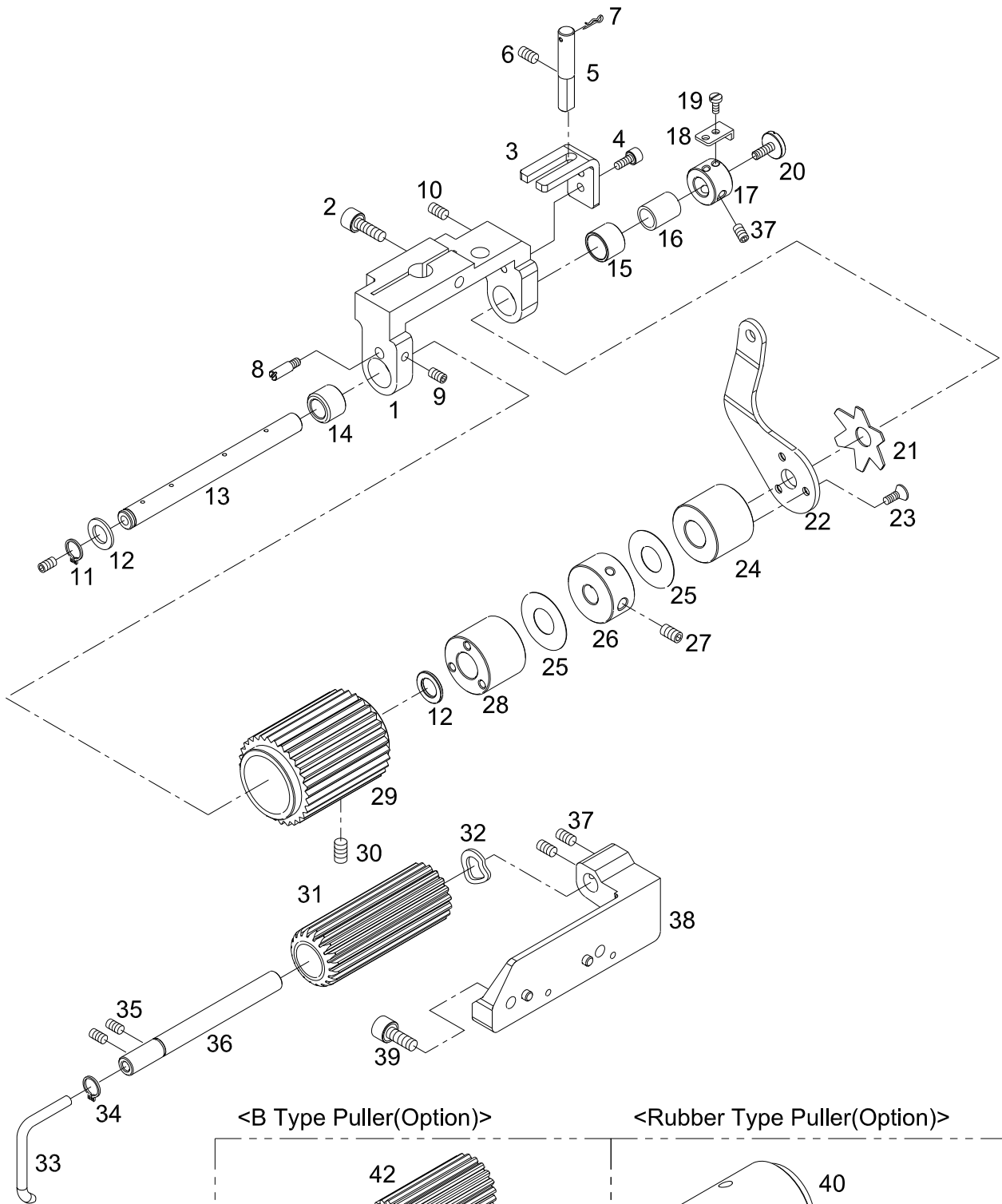
# U8-1

## Mechanical Type Puller Mechanism 1 (SC 7300/MPL-C)

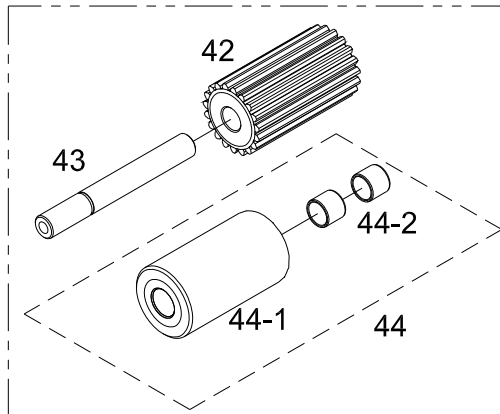
### 기계식 풀러 관계 1 (SC 7300/MPL-C)



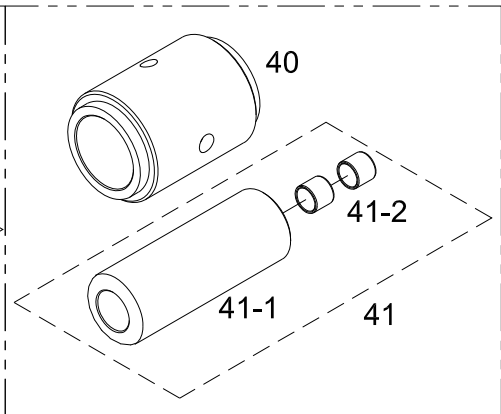




<B Type Puller(Optional)>

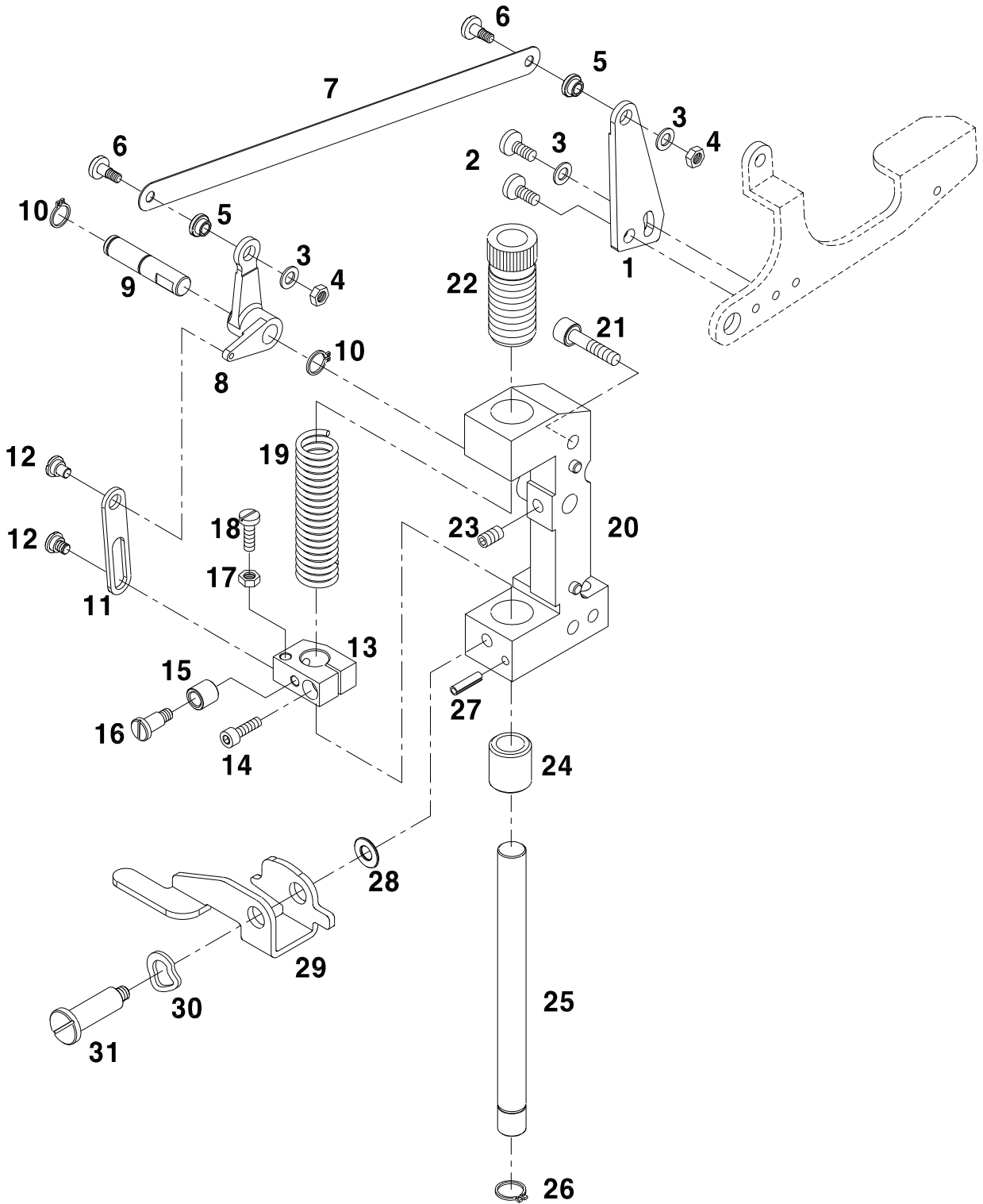


<Rubber Type Puller(Optional)>



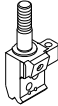
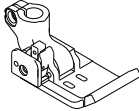
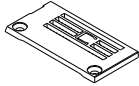
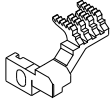
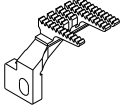


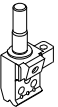
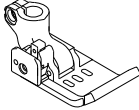
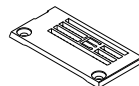
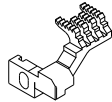
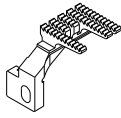






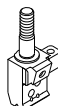
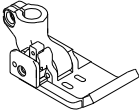
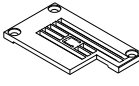
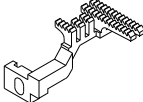
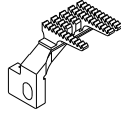
#### ◎ SC 7200 (Sylinder Bad Standard Type)

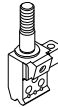
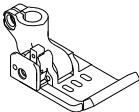
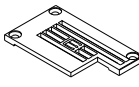
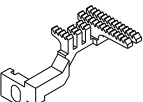
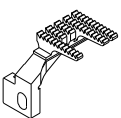
Model	Needle Clamp	Presser Foot	Stitch Plate	Differential Feed Dog	Main Feed Dog
SC 7200					
SC7200-132M	GP-006801-00	AS-001708-00	GP-006804-00	GP-001357-00	GP-001356-00
-140M	GP-002208-00	AS-000352-00	GP-002209-00	GP-001357-00	GP-001356-00
-148M	GP-006802-00	AS-001709-00	GP-006805-00	GP-001357-00	GP-001356-00
-164M	GP-006803-00	AS-001710-00	GP-006806-00	GP-006770-00	GP-006769-00

Model	Needle Clamp	Presser Foot	Stitch Plate	Differential Feed Dog	Main Feed Dog
SC 7300					
SC7300-148M	GP-013516-00	AS-003790-00	GP-013517-00	GP-001357-00	GP-001356-00
-156M	GP-001295-00	AS-000288-00	GP-001320-01	GP-001357-00	GP-001356-00
-164M	GP-006765-00	AS-001705-00	GP-006766-00	GP-006770-00	GP-006769-00

- ★6.4mm 게이지 사용시 동시 교체 부품  
 1.베드슬라이드커버가이드블럭 (GP-007302-00)  
 2.베드슬라이드커버 (GP-007303-00)

#### ◎ SC 7210 /7310 (Sylinder Bad Left Fabric Trimmer Type)

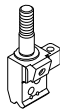
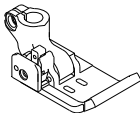
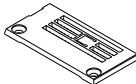
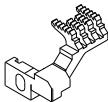
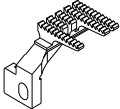
Model	Needle Clamp	Presser Foot	Stitch Plate	Differential Feed Dog	Main Feed Dog
SC 7210					
SC7210-132L	GP-006801-00	AS-003058-00	GP-010234-01	GP-009972-01	GP-009971-03
-140L	GP-002208-00	AS-003059-00	GP-010242-01	GP-009972-01	GP-009971-03
-148L	GP-006802-00	AS-003070-00	GP-010243-01	GP-009972-01	GP-009971-03
-164L	GP-006803-00	AS-003075-00	GP-013716-01	GP-009972-01	GP-009971-03

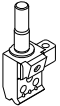
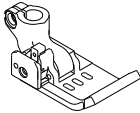
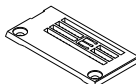
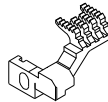
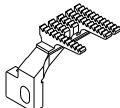
Model	Needle Clamp	Presser Foot	Stitch Plate	Differential Feed Dog	Main Feed Dog
SC 7310					
SC7310-156L	GP-001295-00	AS-002970-00	GP-009973-00	GP-009972-01	GP-009971-03
-164L	GP-006765-00	AS-003073-00	GP-010244-02	GP-009972-01	GP-009971-03

◎ Needle Plate - L Type

	Needle	Gauge Size	Parts No.
	2-Needle	3.2mm	GP-021033-00
		4.0mm	GP-021034-00
		4.8mm	GP-021035-00
		6.4mm	GP-021036-00
	3-Needle	4.8mm	GP-021037-00
		5.6mm	GP-021038-01
6.4mm		GP-021039-00	

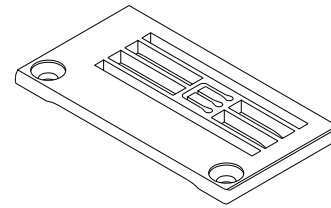
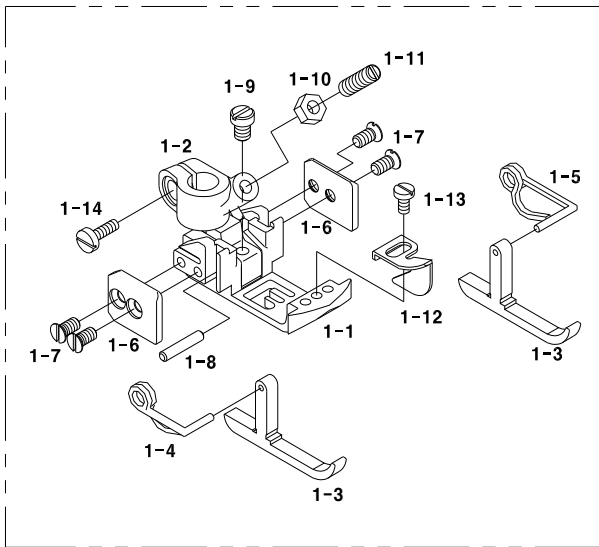
◎ SC 7200H / SC 7300H (Heavy Material Type)

Model	Needle Clamp	Presser Foot	Stitch Plate	Differential Feed Dog	Main Feed Dog
SC 7200H & SC 7200AH					
SC7200H-132M	GP-032603-00	AS-007179-00	GP-032570-00	GP-030508-03	GP-030505-02
-140M	GP-032604-00	AS-007180-00	GP-032571-00	GP-030508-03	GP-030505-02
-148M	GP-032605-00	AS-007181-00	GP-032572-00	GP-030508-03	GP-030505-02

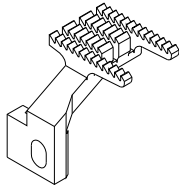
Model	Needle Clamp	Presser Foot	Stitch Plate	Differential Feed Dog	Main Feed Dog
SC 7300H & SC 7300AH					
SC7300-156M	GP-031183-01	AS-007090-01	GP-030528-05	GP-030508-03	GP-030505-02
-164M	GP-032606-00	AS-007182-00	GP-032573-01	GP-030508-03	GP-030505-02

\* 후물사양 게이지 사용시 동시 교체 부품  
 1. 베드슬라이드커버가이드플럭 (GP-007302-00)  
 2. 베드슬라이드커버 (GP-007303-00)

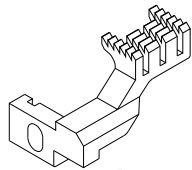
1



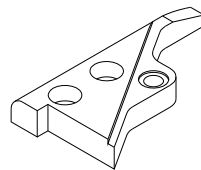
2




3



4



5

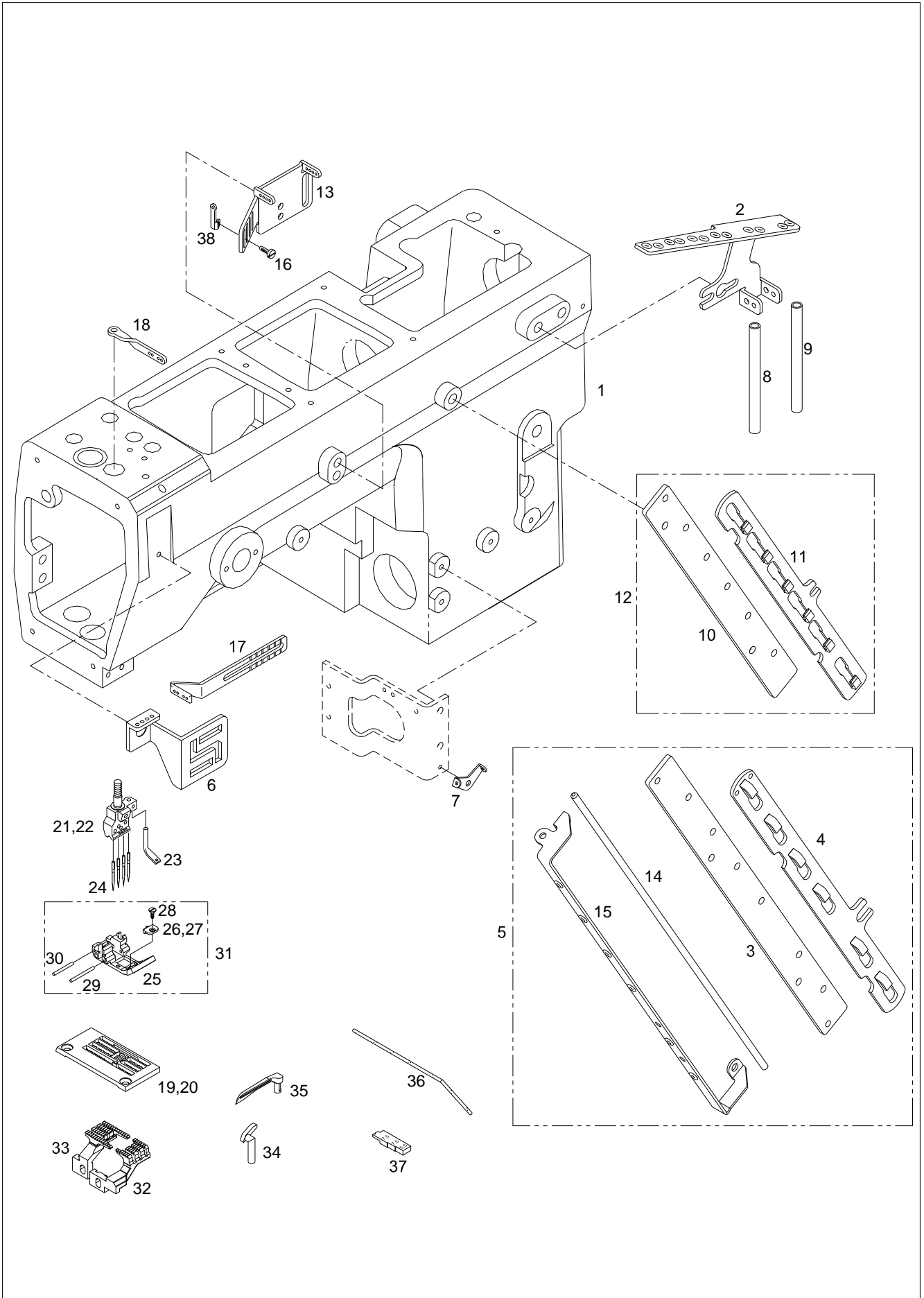


6



## 4 Needle Gauge Mechanism

4본침 게이지 관계







# Index

Parts No.	Name of Parts	Page	Ref.No.	Parts No.	Name of Parts	Page	Ref.No.	Parts No.	Name of Parts	Page	Ref.No.
01-009C-2700	Cable Clamp	51	Q-12	AS-003785	SL Ass'y	73	U5-1	CFA-DC0005	Eccential Cam	33	I-1-1
01-035P-7400	Pin	11	A-94	AS-003786	TL Ass'y	75	U6-1	CFA-KC0002	Shaft	33	I-33
01-035P-7400	Pin for Model Mark	11	A-96	AS-003787	Needle Thread Clamp Set	77	U7-1	CFA-KC0003	Guide	33	I-21
0201SSC-7113	Guide Block	9	A-52	AS-004003	Air Presser Valve Pedal Switch Ass'y	59	T2-21	CGA-BJ0004	Guide(L)	25	F-15-4
02023SC-7113	Screw	79	22-5	AS-005296	Dust Bag Ass'y	63	T4-19	CGA-BJ0004	Guide(L)	27	F-49-4
02029SN-9311	Nut	83	4	AS-006860	Presser Foot(Ass'y)	89	X-31	CGA-BJ0004	Guide(L)	27	F-50-4
096440N-3211	Nut	65	U1-30	AS-006881	Thread Tension Device(Ass'y)	89	X-12	CGA-BJ0004	Guide(L)	59	T2-7
10S100S-306H	Spring Pin	39	K-41	AS-006892	Upper Feed Roller Regulator(Ass'y)	79	22	CGA-BJ0004	Guide	69	U3-1-4
17-0000-SE50	Syncro Sensor	55	S-17	AS-006897	Thread Tension Device(Ass'y)	89	X-5	CGA-BJ0005	Guide(R)	25	F-15-5
17-0000-SE55	Syncro. Sensor	45	N-37	AS-007052	Upper Shaft (F)	19	D-22	CGA-BJ0005	Guide(R)	27	F-49-5
17039SC-4113	Screw	79	2	AS-007090	Presser Foot(Ass'y)	87	W-1	CGA-BJ0005	Guide(R)	27	F-50-5
17039SC-4113	Screw	79	13	AS-007208	Lower Feed Roller(Rubber) Ass'y	81	41	CGA-BJ0005	Guide(R)	59	T2-8
18047SC-4113	Screw	83	14	AS-007237	Clutch Sleeve(Left)(Ass'y)	81	24	CGA-GA0007	Needle Plate	23	E-26
20014SC-9124	Screw	83	2	AS-007238	Clutch Sleeve(Right)(Ass'y)	81	28	CGA-GA0011	Needle Plate	59	T2-15
22-013W-2516	Washer	75	U6-1-6	AS-007754	Lower Feed Roller(Rubber)B Ass'y	81	44	CGA-GB0006	Main Feed Dog	35	J-2
44-012P-1230	Pin	23	E-33	AS-008909	Thread Trimming Ass'y	47	O-38	CGA-GB0007	Differential Feed Dog	35	J-14
91-020A-300G	Thread Tweezers	43	M-33	AS-008915	Sub-Presser Foot	27	F-50-3	CGA-GB0010	Main Feed Dog	59	T2-18
91S016S-306H	Chain	43	M-20	AS-008917	Sub-Presser Foot	27	F-49-3	CGA-GB0011	Differential Feed Dog	59	T2-19
91S017S-306H	S/Shape Hook	43	M-21	AS-014991	Presser Foot (Ass'y) Roller Type	27	F-49	CGA-GC0010	Presser Foot(Upper)	25	F-15-2
ACT-PS0002	Driving Shaft(A'ssy)	61	T3-37	AS-014992	Presser Foot (Ass'y) Bearing Type	27	F-50	CGA-GC0010	Presser Foot(Upper)	27	F-49-2
AGA-PS0013	Presser Foot (Ass'y)	25	F-15	AS-015287	Fitting	59	T2-22	CGA-GC0010	Presser Foot(Upper)	27	F-50-2
ALB-PS0009	Oil Suction Pipe Lower(Ass'y)	39	K-12	ATA-PS0019	Supplementary Tension Device (Ass'y)	13	B-31	CGA-GC0010	Presser Foot(Upper)	69	U3-1-2
ALB-PS0011	Bracket Shaft(Ass'y)	9	A-50	ATA-PS0020	Supplementary Tension Device (Ass'y)	13	B-24	CGA-GC0011	Presser Foot(Lower)	25	F-15-1
ALB-PS0012	Oil Pump Ass'y	39	K-1	ATT-PS0017	Thread Trimming Air Cylinder(Ass'y)	51	Q-24	CGA-GC0012	Sub-Presser Foot	25	F-15-3
ALP-PS0003	Adjusting Pin(Ass'y)	31	H-26	ATT-PS0025	Knee-lifting Air Cylinder (Ass'y)	51	Q-15	CGA-GC0016	Presser Foot(Upper)	59	T2-3
ALS-PS0007	Oil Cooling Fan[Ass'y]	17	C-4	AWP-PS0010	Air Wiper(Ass'y)	45	N-12	CGA-GC0017	Presser Foot(Lower)	59	T2-2
ANB-PS0003	Needle Bar	23	E-1	BR-000031	Ball Bearing	19	D-32	CGA-GC0018	Sub- Presser Foot	59	T2-6
AS-000256	Lower Shaft(M) [Ass'y]	17	C-18	BR-000209	Roller Bearing	79	22-7	CGA-GD0002	Needle Holder	23	E-6
AS-000257	Lower Shaft(F) [Ass'y]	17	C-20	BR-000237	Ball Bearing	17	C-10	CGA-HD0003	Looper	31	H-1
AS-000274	Pressure Regulating Screw [Ass'y]	25	F-1	BR-000237	Ball Bearing	19	D-6	CGA-HF0001	Spreader	29	G-28
AS-000276	Looper Driving Shaft(Ass'y)	31	H-30	BR-000237	Ball Bearing	19	D-17	CGA-HG0003	Needle Guard (F)	35	J-38
AS-000278	Looper Rocking Lever(Ass'y)	31	H-33	CAB-AA0024	Arm	9	A-1	CGA-HG0004	Needle Guard (Rear)	37	J-42
AS-000280	Control Nut (Ass'y)	33	I-25	CAB-AB0019	Bed	9	A-2	CL-000027	Looper Cam Collar	19	D-43-2
AS-000284	Control Bracket	33	I-17	CAB-AB0024	Bed	57	T1-1	CLB-BB0006	Bracket	9	A-50-1
AS-000287	Feed Cam (Ass'y)	35	J-12	CAC-JB0001	Oiler	43	M-31	CLB-BG0031	Oil Hose Holder	39	K-33
AS-000294	Pedal (Ass'y)(Non-Auto. Trimmer)	43	M-19	CAC-MA0005	Head Cover	43	M-35	CLB-BG0033	Felt PresserPlate	23	E-37
AS-000295	Lever(Ass'y)(Non-auto. Trimmer)	25	F-38	CAC-MH0001	Accessory Bag	43	M-22	CLB-BG0032	Oil Pipe Holder	39	K-12-2
AS-000296	Main Feed Bar (Ass'y)	35	J-1	CAR-BB0002	Regulator Bracket	51	Q-4	CLB-BG0034	Needle Bar Oil Wick Holder	23	E-30
AS-000297	Differential Feed Bar (Ass'y)	35	J-13	CAR-BB0006	Manifolder Bracket	51	Q-9	CLB-BH0012	Hose Holder	23	E-35
AS-000298	Thread Stand(Ass'y)	41	L-1	CCT-BA0002	Base	61	T3-13	CLB-BH0012	Oil Hose Holder(M)	39	K-35
AS-000323	Thread Tension Device(Ass'y)	13	B-7	CCT-BF0006	Lower Knife Holder-LFT	61	T3-8	CLB-BJ0007	Oil Splasher	31	H-39
AS-000337	Thread Pull-off Hook Holder *A*(Ass'y)	45	N-23	CCT-BJ0010	Cover	61	T3-29	CLB-BJ0009	Cover	37	J-49
AS-000338	Thread Pull-off Hook Holder *B*(Ass'y)	45	N-24	CCT-CA0006	Upper Knife Driving Link-LFT	61	T3-26	CLB-BK0004	Oil Regulator Block B	39	K-40
AS-000348	Needle Bar Connecting Rod(Ass'y)	23	E-10	CCT-CM0005	Upper Knife Adjusting Lever-LFT	61	T3-21	CLB-FZ0002	Oil Defender	9	A-50-2
AS-000361	Filter Regulator (Ass'y)	51	Q-1	CCT-CM0006	Upper Knife Driving Lever-LFT	61	T3-33	CLB-JA0001	Oil Receiver Bracket	39	K-17
AS-000362	Solenoid Valve (Ass'y) - 3Sol.	53	R-2	CCT-FC0001	Gasket	61	T3-39	CLB-JD0010	Oil Wick	19	D-23
AS-000362	Solenoid Valve (Ass'y) - 3Sol.	53	R-3	CCT-FG0001	Base Gasket	61	T3-14	CLB-JD0011	Oil Wick	23	E-11
AS-000363	Solenoid Valve (Ass'y) - 2Sol.	53	R-1	CCT-LB0001	Cover	61	T3-38	CLB-JF0009	Oil Suction Pipe Upper	39	K-14
AS-000651	Arm & Bed Ass'y	9	A-1-1	CCT-NA0002	Upper Knife-LFT	61	T3-3	CLB-JF0010	Oil Suction Pipe Lower	39	K-12-1
AS-000665	Spreader Driver Eccentric(Ass'y)	29	G-12	CCT-NB0002	Lower Knife-LFT	61	T3-10	CLB-JG0003	Under Thread Oil Tank Hose	23	E-21
AS-000666	Looper (Ass'y)	31	H-27	CFA-BB0003	Control Bracket	33	I-17-1	CLB-JG0008	Oil Hose 04	39	K-36
AS-000667	Differential Feed Eccential Cam (Ass'y)	33	I-1	CFA-BJ0004	Differential Feed Graduations	33	I-45	CLB-JJ0002	Oil Window	9	A-11
AS-001141	Presser Foot(Ass'y)	69	U3-1	CFA-CA0004	Lever Link(L)	33	I-9	CLB-JL0043	Cap Felt	17	C-20-4
AS-001239	Presser Foot(Ass'y)	67	U2-1	CFA-CA0005	Lever Link(S)	33	I-11	CLB-JL0043	Felt	37	J-48
AS-001486	Covering Guide(Ass'y)	67	U2-5	CFA-CA0006	Control Link	33	I-24	CLB-JL0050	Oil Wick	35	J-25
AS-001487	Covering Guide(Ass'y)-Extra Part	67	U2-8	CFA-CB0005	Lever for Feed Lift	33	I-6	CLB-JL0051	Felt	29	G-20
AS-002973	Lower Knife Holder-LFT(A'ssy)	61	T3-7	CFA-CC0004	Connecting Rod	33	I-1-3	CLB-JL0052	Arm Suction Pipe Felt	39	K-16
AS-003243	Solenoid Valve (Ass'y) - 3Sol.	59	T2-20	CFA-CC0005	Connecting Rod	33	I-1-4	CLB-JL0053	Felt	39	K-38
AS-003740	Walking Foot Ass'y 56	71	U4-1	CFA-CM0004	Control Lever	33	I-34	CLB-JM0003	Oil Filter	39	K-23
AS-003744	Walking Foot Ass'y 40	71	U4-1	CFA-CM0005	Lever	33	I-15	CLB-JM0006	Oil Net	39	K-31
AS-003745	Walking Foot Ass'y 48	71	U4-1	CFA-CM0007	Control Lever	57	T1-41	CLB-JN0004	Oil Gauge	39	K-28
AS-003748	Pressure Regulating Screw Ass'y	71	U4-3	CFA-CQ0002	Control Knob	33	I-28	CLB-JP0001	Oil Pump Nipple	39	K-5

# Index

Parts No.	Name of Parts	Page	Ref.No.	Parts No.	Name of Parts	Page	Ref.No.	Parts No.	Name of Parts	Page	Ref.No.
CLB-JP0002	Oil Hose Joint B	39	K-7	CMB-BG0005	Holder	15	B-42	CMB-LB0065	Bed Cover Plate	11	A-76
CLB-JP0008	Nipple	31	H-7	CMB-BH0002	Needle Thread Guide	13	B-20	CNB-BF0009	Needle Bar Holder	23	E-4
CLB-JP0009	Oil Hose Joint A	39	K-6	CMB-BJ0027	Eye Guard Bracket 'A'	9	A-23	CNB-BK0004	Needle Bar Holder Guide	23	E-14
CLB-JP0010	Lubricant Nipple	39	K-11	CMB-BJ0031	Bed Cover(Left) Latch Spring	9	A-39	CNB-CC0005	Needle Bar Connecting Rod	23	E-10-1
CLB-JP0011	Nipple	23	E-23	CMB-BJ0031	Front Cover Latch Spring	11	A-67	CNB-CD0004	Needle Bar Guide Block	23	E-13
CLB-JP0011	Nipple	39	K-43	CMB-BJ0033	Cover	13	B-22	CNB-HK0011	Top Cover Thread Eyelet	23	E-7
CLB-LA0003	Oil Filter Cover	39	K-26	CMB-BJ0034	Stopper	15	B-35	CNB-HK0013	Needle Bar Take Up Thread	23	E-2
CLB-MG0001	Sponge	23	E-16	CMB-BJ0036	Bed Cover	39	K-29	CPB-BF0006	Holder for Presser Bar	25	F-4
CLF-BF0001	Needle Guard Holder (F)	35	J-36	CMB-BJ0043	Fabric Guide(Right)-Standard	57	T1-30	CPB-BJ0004	Finger Guard	25	F-10
CLF-BF0002	Needle Guard Holder (R)	37	J-41	CMB-BJ0044	Fabric Presser Plate	57	T1-44	CPB-BK0002	Guide Block	25	F-6
CLF-BJ0001	Feed Cam Spring Plate	35	J-12-9	CMB-BK0002	Guide Block	57	T1-9	CPB-KB0005	Presser Bar	25	F-9
CLF-BJ0002	Feed Cam Spring Presser Plate	35	J-12-10	CMB-BQ0010	Thread Eyelet Pipe	45	N-16	CPB-KC0004	Guide	25	F-1-2
CLF-BJ0003	Feed Cam Regulate Plate	35	J-12-12	CMB-FC0028	Gasket for Face Plate	9	A-4	CPM-BB0005	Bracket	51	Q-18
CLF-BK0001	Feed Bar Guide(Lower)	35	J-30	CMB-FC0029	Gasket for Top Cover	9	A-8	CPM-BH0004	Knee-Lifting Link	25	F-27
CLF-CA0004	Connect Link	35	J-9	CMB-FC0030	Rear Cover Gasket for Arm	9	A-18	CPM-BJ0009	Stopper for Knee-Lifter	25	F-34
CLF-CA0005	Connect Link	35	J-26	CMB-FC0032	Gasket	9	A-32	CPM-BM0005	Knuckle	51	Q-17
CLF-CD0005	Feed Lift Block(Rear)	35	J-8	CMB-FC0033	Gasket	11	A-77	CPM-CA0007	Link for Presser Bar	25	F-17
CLF-CD0006	Feed Lift Block (F)	35	J-16	CMB-FD0011	Cushion Rubber	43	M-15	CPM-CB0006	Connecting Crank	25	F-22
CLF-CD0007	Feed Dog Guide	35	J-1-2	CMB-FD0012	Cushion Rubber	57	T1-39	CPM-CB0007	Lifter Link Lever	25	F-19
CLF-CD0007	Feed Dog Guide	35	J-13-2	CMB-HK0039	Top Cover Thread Eyelet(Left)	13	B-29	CPM-CM0011	Knee-lifting Lever	45	N-1
CLF-CD0008	Eccentric Slider	35	J-12-5	CMB-HK0040	Thread Guide Plate	13	B-1	CPM-KC0006	Knee-Lifting Shaft	25	F-21
CLF-CH0002	Oscillation Adjusting Nut	35	J-28	CMB-HK0041	Looper Thread Eyelet(Right)	15	B-54	CSE-BF0001	Spreader Holder	29	G-26
CLF-CM0001	Needle Guard Lever (F)	35	J-34	CMB-HK0042	Looper Thread Eyelet(Left)	15	B-56	CSE-CB0001	Rocking Arm	29	G-16
CLF-CM0002	Needle Guard Lever (R)	35	J-39	CMB-HK0043	Top Cover Thread Eyelet(Right)	13	B-26	CSE-CC0001	Connecting Rod	29	G-12-1
CLF-CR0004	Main Feed Bar	35	J-1-1	CMB-HK0044	Needle Thread Eyelet	13	B-18	CSE-CM0001	Spreader Adjusting Lever	29	G-6
CLF-CR0005	Differential Feed Bar	35	J-13-1	CMB-HK0045	Looper Thread Guide(Middle)	15	B-50	CSE-CU0001	Rocking for Spreader Shaft	29	G-18
CLF-DC0003	Main Feed Eccentric	35	J-12-1	CMB-HK0046	Looper Thread Guide(Right)	15	B-52	CSE-DC0001	Spreader Driving Eccentric	29	G-12-3
CLF-DC0004	Needle Guard Eccentric Cam	35	J-32	CMB-HK0047	Looper Thread Guide(Left)	15	B-48	CSE-KC0001	Spreader Driving Shaft	29	G-1
CLF-DG0001	Feed Cam	35	J-12-7	CMB-HK0048	Eyelet	31	H-9	CSE-KG0001	Spreader Shaft	29	G-19
CLF-KG0001	Feed Lift Shaft	35	J-17	CMB-JB0004	Oil Tank	13	B-13	CST-BJ0003	Bed Support Bar	43	M-11
CLF-KZ0001	Differential Feed Shaft	35	J-22	CMB-JB0005	Silicon Lubrication Tank	23	E-24	CST-FB0003	Washer	27	F-48
CLF-KZ0002	Feed Bar Guide ( L )	35	J-6	CMB-JB0006	Under Thread Oil Tank(Assy)	23	E-18	CST-FB0003	Rubber Washer	43	M-14
CLF-KZ0003	Feed Bar Guide ( R )	35	J-4	CMB-JL00040	Oil Tank Felt	13	B-17	CST-FB0007	Drain Hole Seal	11	A-90
CLP-BA0004	Looper Moving Base	31	H-12	CMB-JL0005	Silicon Lubrication Felt	23	E-20	CST-FD0019	Oil Reservoir Rubber Cushion	43	M-5
CLP-BF0002	Looper Holder	31	H-3	CMB-LA0084	Face Plate	9	A-3	CST-FG0002	Oil Pan Gasket	11	A-89
CLP-BF0003	Slide Block Holder	31	H-15	CMB-LA0085	Top Cover	9	A-7	CST-JA0011	Oil Pan	11	A-87
CLP-BJ0013	Guide	31	H-37	CMB-LA0086	Eye Guard	9	A-29	CSU-BB0001	Bracket for Dust Bag	63	T4-19-1
CLP-CC0001	Connecting Rod	31	H-27-3	CMB-LA0092	Belt Cover (Upper)	43	M-1	CSU-BJ0001	Fixing Plate	63	T4-14
CLP-CC0002	Looper Connecting Rod	31	H-35	CMB-LA0093	Belt Cover (Lower)	43	M-3	CSU-BQ0001	Suction Pipe-C	63	T4-13
CLP-CD0001	Slide Block	31	H-13	CMB-LA00940	Bed Cover(Left)	9	A-38	CSU-MH0001	Dust Bag	63	T4-19-2
CLP-CM0009	Looper Driving Arm	31	H-41	CMB-LA0095	Bed Front Cover	11	A-60	CTA-BA0005	Tension Post Ferrule	13	B-7-5
CLP-CM0010	Looper Rocking Lever	31	H-33-1	CMB-LA0096	Needle Bar Cover	9	A-15	CTA-BB0007	Top Cover Thread Guide	13	B-31-1
CLP-DC0001	Regulating Eccentric	31	H-27-1	CMB-LA0097	Extension Cover	9	A-42	CTA-BB0008	Needle Thread Retainer Support	13	B-24-1
CLP-KC0004	Looper Driving Shaft	31	H-30-1	CMB-LA0098	Looper Cam Cover (Front)	11	A-74	CTA-BD0004	Retainer	13	B-7-9
CLP-KD0001	Looper Shaft	31	H-19	CMB-LA0099	Cover for Oil Cooling Fan	11	A-84	CTA-BJ0014	Tension Post Support	45	N-34
CLP-KF0003	Looper Shaft Guide	31	H-22	CMB-LA0101	Looper Cam Cover (Rear)	15	B-40	CTA-BJ0015	Tension Disc Separator	45	N-35
CLS-BR0001	Oil Cooling Fan	17	C-4-1	CMB-LA0102	Oil Tank Cover	13	B-15	CTA-BJ0016	Support	13	B-24-2
CLS-KC0013	Lower Shaft(R)	17	C-11	CMB-LA0113	Bed Cover(Left)-LFT	57	T1-2	CTA-BN0003	Stopper	13	B-7-13
CLS-KG0001	Lower Shaft(M)	17	C-18-1	CMB-LA0114	Bed Front Cover-LFT	57	T1-10	CTA-HK0003	Thread Guide 'A'	13	B-7-2
CMB-BA0002	Base for Needle Plate	9	A-44	CMB-LB0048	Rear Cover for Arm	9	A-19	CTA-HK0004	Thread Guide 'B'	13	B-7-3
CMB-BA0004	Base	57	T1-8	CMB-LB0049	Extension Cover	11	A-61	CTA-HK0005	Supplementary Guide	13	B-31-2
CMB-BB0050	Eye Guard Bracket 'B'	9	A-25	CMB-LB0050	Upper Plate(Front)	11	A-69	CTA-HK0006	Bracket	15	B-36
CMB-BB0051	Bracket	9	A-33	CMB-LB0051	Upper Cover(R)	11	A-79	CTA-HL0002	Tension Disc	13	B-7-7
CMB-BB0052	Hinge for Bed Cover(Left)	9	A-35	CMB-LB0052	Cover	11	A-82	CTA-HL0008	Tension Disc	13	B-31-4
CMB-BB0053	Guide for Needle Bar Cover	9	A-16	CMB-LB0053	Slide Cover of Bed	11	A-81	CTA-HL0008	Tension Disc	15	B-37
CMB-BB0054	Bracket	11	A-55	CMB-LB0054	Under Thread Oil Tank Cap	23	E-32	CTA-HL0009	Disc	13	B-24-3
CMB-BB0055	Bracket for Looper Cam	15	B-33	CMB-LB0056	Slide Cover of Bed-LFT	57	T1-37	CTA-HM0013	Tension Post	13	B-7-6
CMB-BB0056	Bracket	13	B-9	CMB-LB0057	Upper,Right Plate(F)	57	T1-35	CTA-HM0014	Post	13	B-31-3
CMB-BB0057	Bracket	15	B-44	CMB-LB0058	Upper,Left Plate(F)	57	T1-13	CTA-JL0001	Felt	13	B-7-8
CMB-BB0063	Bracket	57	T1-11	CMB-LB0059	Fabric Guide(Left)-Standard	57	T1-25	CTR-BB0006	Guide	45	N-17
CMB-BF0001	Fabric Presser Plate Holder	57	T1-42	CMB-LB0061	Suction Pipe Cover	57	T1-5	CTR-BF0001	Thread Pull-off Bar Holder	45	N-26
CMB-BG0004	Bracket	13	B-3	CMB-LB0062	Cover	57	T1-16	CTR-BF0002	Thread Pull-off Hook Holder "A"	45	N-23-1

# Index

Parts No.	Name of Parts	Page	Ref.No.	Parts No.	Name of Parts	Page	Ref.No.	Parts No.	Name of Parts	Page	Ref.No.
CTR-BF0003	Thread Pull-off Hook Holder *B*	45	N-24-1	DBS-DA0086	Lower Shaft Rear Bushing	17	C-22	DPK-CY0007	Cap	35	J-23
CTR-BH0009	Thread Pull-off Hook	45	N-23-2	DBS-DA0086	Oil Cap(S)	17	C-23	DPL-AA0005	Pulley for Lower Shaft	17	C-1
CTR-BH0009	Thread Pull-off Hook	45	N-24-2	DBS-DA0087	Housing	19	D-27	DPL-BA0001	Timing Pulley	19	D-11
CTR-CM0006	Tension Release Lever	45	N-2	DBS-DA0093	Bushing	33	I-46	DPL-BA0002	Timing Pulley	17	C-7
CTR-CM0007	Thread Pull-off Lever	45	N-28	DBS-DA0094	Bushing(F)	37	J-47	DPL-BD0018	Driving Timing Pulley	19	D-14
CTR-DC0001	Thread Pull-off Eccentric	45	N-31	DBS-DA0095	Bushing(Rear)	37	J-46	DPL-BD0024	Timing Pulley	19	D-37
CTR-KC0002	Tension Release Shaft	45	N-15	DBS-DA0096	Bushing(F)	37	J-44	DPN-AA0058	Pin	33	I-8
CTR-KC0003	Thread Pull-off Bar	45	N-19	DBS-DA0097	Bushing(Rear)	37	J-45	DPN-AA0059	Pin	33	I-5
CTT-BA0002	Thread Trimming Base	49	P-16	DBS-DA0099	Bushing(F)	31	H-43	DPN-AA0060	Pin	33	I-12
CTT-BA0005	Moving Mes Body	49	P-3	DBS-DA0100	Bushing(R)	31	H-45	DPN-AA0061	Pin for Control Link	33	I-18
CTT-BA0006	Fix Mes Body	49	P-7	DBS-DA0101	Bushing(F)	29	G-2	DPN-AA0062	Stopper Pin	33	I-27
CTT-BB0009	Bracket	47	O-21	DBS-DA0102	Bushing(R)	29	G-3	DPN-AA0063	Connection Pin	35	J-24
CTT-BB0011	Bracket	49	P-32	DBS-DA0104	Needle Bar Bushing(Upper)	23	E-28	DPN-AA0064	Link Pin	35	J-10
CTT-BB0013	Bracket(R)	47	O-27	DBS-DA0105	Needle Bar Bushing(Lower)	23	E-29	DPN-AA0066	Hinge Pin	9	A-36
CTT-BB0014	Holder	47	O-18	DBS-DA0106	Needle Bar Insert Bushing	23	E-1-1	DPN-AA0071	Pin	13	B-12
CTT-BF0004	Holder	47	O-32	DBS-DA0109	Bushing for Looper Shaft	31	H-6	DPN-AA0072	Pin	25	F-15-10
CTT-BF0005	Block	47	O-13	DBS-DA0111	Bushing(F)	27	F-44	DPN-AA0072	Pin	27	F-49-10
CTT-BJ0016	Moving Mes Guide Plate	49	P-36	DBS-DA0112	Bushing(R)	27	F-45	DPN-AA0072	Pin	27	F-50-10
CTT-BJ0017	Stopper r	49	P-17	DBS-DA0120	Bushing(R)	21	D-64	DPN-AA0072	Pin	59	T2-13
CTT-BJ0018	Clamp Spring	49	P-29	DBS-DA0121	Bushing(F)	21	D-63	DPN-AA0072	Screw for Pin	69	U3-1-6
CTT-BJ0019	Clamp Spring Pressure	49	P-30	DBS-DA0128	Upper Shaft Oil Bushing	39	K-21	DPN-AD0059	Connecting Rod Pin	23	E-10-3
CTT-BJ0020	Holder	49	P-31	DBS-DA0145	Bushing	61	T3-35	DPN-AD0061	Adjusting Pin	31	H-26-1
CTT-BJ0021	Spring	49	P-34	DBS-DA0146	Bushing	61	T3-9	DPN-AD0071	Pin	61	T3-31
CTT-BJ0022	Guide Plate	49	P-28	DBS-DB0026	Bushing	25	F-42	DPN-AD0072	Pin	61	T3-28
CTT-BJ0023	Carrier Guide(Upper)	49	P-22	DBS-DB0027	Bearing Bushing (R)	17	C-4-2	DPN-BA0005	Stopper Pin	25	F-33
CTT-BJ0024	Guide(Lower)	49	P-20	DBS-DB0029	Bushing	29	G-21	DPN-BA0005	Control Bracket Pin	33	I-17-2
CTT-BJ0025	Connecting Plate	47	O-10	DBS-DB0034	Bushing	33	I-30	DPN-BA0005	Pin	33	I-23
CTT-BJ0026	Switch Bracket	47	O-3	DCL-AA0035	Collar	25	F-13	DPN-BB0016	Eccentric Slider Guide Pin	35	J-12-6
CTT-BJ0027	Switch Guide	47	O-7	DCL-AA0039	Feed Lift Shaft Collar	35	J-20	DPN-BB0017	Feed Cam Stopper Pin	35	J-12-8
CTT-BM00011	Knuckle	47	O-24	DCL-AA0040	Collar	29	G-4	DPN-BC0023	Push button	9	A-46
CTT-BN0001	Hinge(L)	49	P-11	DCL-AA0041	Collar for Spreader Shaft	29	G-24	DSC-AA0022	Screw	49	P-8
CTT-BN0002	Hinge(R)	49	P-12	DCL-AA0044	Collar for Knee-Lift Shaft	25	F-24	DSC-AC0011	Screw	51	Q-8
CTT-CB0009	Lever for Mes Guide	49	P-10	DCL-AA0045	Collar	45	N-21	DSC-AC0012	Screw	51	Q-16
CTT-CM0007	Driving Lever	49	P-1	DCL-AA0055	Collar	61	T3-18	DSC-BA0003	Screw	39	K-13
CTT-HK0001	Looper Thread Eyelet (L)	49	P-4	DCL-AB0013	Bearing Bushing (M)	19	D-18	DSC-BA0009	Screw	47	O-4
CTT-HK0002	Looper Thread Guide (Lower)	49	P-38	DCL-AB0014	Bearing Bushing (R)	19	D-7	DSC-BA0009	Screw	65	U1-29
CTT-KC0003	Cylinder Link Shaft	47	O-36	DCL-AB0017	Bushing	19	D-41	DSC-BA0018	Screw	45	N-33
CTT-KF0003	Sub Guide Shaft	47	O-34	DCL-AB0018	Bushing	19	D-33	DSC-BA0023	Screw	19	D-47
CTT-LB0001	Tension Switch Cover	47	O-5	DCL-BB0015	Spacer	21	D-54	DSC-BB0011	Screw	13	B-23
CTT-LF0001	Insulation Film	47	O-2	DCL-BB0016	Spacer for Graduations	33	I-43	DSC-BB0011	Screw	33	I-48
CTT-NA0007	Moving Mes	49	P-5	DGR-AG0002	Driving Worm for Oil Pump	17	C-12	DSC-BB0011	Screw	49	P-13
CTT-NB0006	Fixed Mes	49	P-24	DGR-AH0002	Oil Pump Driving Worm Gear	39	K-3	DSC-BB0011	Screw	49	P-18
CUS-BB0010	Bracket	21	D-56	DPK-CA0021	Oil Pipe Holder Rubber	39	K-15	DSC-BB0023	Screw	19	D-1
CUS-BB0011	Sensor Bracket	45	N-39	DPK-CB0001	Rubber Cap for Arm(Side)	9	A-13	DSC-BB0027	Screw	35	J-12-11
CUS-BJ0008	Guide	19	D-48	DPK-CB0002	Rubber Cap	39	K-42	DSC-BB0030	Screw	11	A-72
CUS-CC0001	Connect Rod	19	D-45	DPK-CB0007	Rubber Cap for Face Plate	9	A-6	DSC-BB0030	Screw	45	N-38
CUS-CM0001	Driving Lever	19	D-51	DPK-CB0007	Rubber Cap for Arm(Top)	9	A-12	DSC-BB0031	Screw	11	A-78
CUS-CP0002	Upper Shaft Pulley	19	D-3	DPK-CB0007	Rubber Cap for Arm(Rear)	9	A-14	DSC-BB0032	Screw	33	I-44
CUS-DA0010	Link Cam	19	D-30-2	DPK-CB0016	Oil Seal	9	A-21	DSC-BB0033	Screw	25	F-15-9
CUS-DB0002	Balance for Lower Shaft	17	C-15	DPK-CB0016	Oil Seal	11	A-105	DSC-BB0033	Screw	27	F-49-9
CUS-DB0002	Balance for Upper Shaft	19	D-20	DPK-CB0016	Oil Seal	31	H-46	DSC-BB0033	Screw	27	F-50-9
CUS-DF0002	Looper Cam [Ass'y]	19	D-43	DPK-CB0020	Rubber Cap	9	A-10	DSC-BB0033	Screw	59	T2-12
CUS-HK0001	Needle Thread Take Up Lever	21	D-59	DPK-CB0020	Rear Rubber Cap	9	A-22	DSC-BB0033	Screw	69	U3-1-5
CUS-HK0002	Top Cover Thread Takp Up Lever	21	D-60	DPK-CB0020	Rubber Cap	79	24	DSC-BB0033	Screw	71	U4-1-9
CUS-KC0008	Upper Shaft (R)	19	D-16	DPK-CB0021	Rubber Cap	9	A-41	DSC-BB0034	Screw	49	P-33
CUS-KC0010	Looper Cam Shaft	19	D-36	DPK-CB0027	Rubber	9	A-54	DSC-BC0006	Needle Plate Screw	23	E-27
CUS-KC0011	Driving Shaft	19	D-50	DPK-CC0004	Rubber Cap	27	F-47	DSC-BC0006	Needle Plate Screw	59	T2-16
CWP-BB0006	Air Wiper Bracket	45	N-12-2	DPK-CY0001	Stopper	19	D-2	DSC-BF0012	Screw	25	F-7
CWP-BB0007	Bracket	45	N-5	DPK-CY0003	Seal Plug	31	H-30-2	DSC-BF0013	Screw	13	B-19
CWP-BJ0011	Support Plate	45	N-9	DPK-CY0004	Seal Plug	31	H-33-2	DSC-BF0031	Needle Bar Holder Screw	23	E-5
CWP-BQ0002	Air Wiper Pipe	45	N-12-1	DPK-CY0005	Seal Plug	31	H-18	DSC-BF0036	Screw	25	F-5
DBS-DA0085	Lower Shaft Front Bushing	17	C-21	DPK-CY0006	Feed Lift Shaft Cap	35	J-19	DSC-BF0039	Screw	11	A-73

# Index

Parts No.	Name of Parts	Page	Ref.No.	Parts No.	Name of Parts	Page	Ref.No.	Parts No.	Name of Parts	Page	Ref.No.
DSC-BF0041	Screw	11	A-63	DSC-BF0104	Screw	31	H-2	DSC-CB0004	Screw	19	D-5
DSC-BF0041	Screw	11	A-70	DSC-BF0105	Screw	31	H-24	DSC-CB0004	Screw	19	D-9
DSC-BF0041	Screw	49	P-19	DSC-BF0106	Screw	19	D-46	DSC-CB0004	Screw	19	D-12
DSC-BF0041	Screw(M4xP0.7, L=11.8)	61	T3-2	DSC-BF0106	Screw	31	H-36	DSC-CB0004	Screw	19	D-15
DSC-BF0041	Screw	67	U2-9	DSC-BF0108	Bed Cover Screw	39	K-30	DSC-CB0004	Screw	19	D-19
DSC-BF0043	Screw	23	E-15	DSC-BF0108	Screw	45	N-18	DSC-CB0004	Screw	19	D-35
DSC-BF0051	Screw	33	I-38	DSC-BF0110	Screw	43	M-2	DSC-CB0004	Screw	19	D-39
DSC-BF0052	Needle Plate Screw	59	T2-17	DSC-BF0111	Screw	15	B-51	DSC-CB0004	Screw	19	D-42
DSC-BF0052	Screw(M3.5xP0.6, L=8)	61	T3-12	DSC-BF0111	Screw	47	O-9	DSC-CB0004	Screw	35	J-33
DSC-BF0054	Screw	9	A-37	DSC-BF0111	Screw	49	P-23	DSC-CB0004	Screw (1/4" n=40, L=6)	39	K-50
DSC-BF0054	Screw	9	A-45	DSC-BF0111	Screw	49	P-40	DSC-CB0004	Screw	55	S-6
DSC-BF0054	Screw	11	A-64	DSC-BF0111	Screw(M3xP0.5, L=5)	57	T1-14	DSC-CB0004	Screw	55	S-9
DSC-BF0054	Screw	11	A-75	DSC-BF0111	Screw(M3xP0.5, L=5)	57	T1-36	DSC-CB0007	Screw	19	D-44
DSC-BF0054	Screw	13	B-2	DSC-BF0111	Screw (M3xP0.5xL5)	57	T1-45	DSC-CB0007	Screw	33	I-2
DSC-BF0054	Screw	13	B-8	DSC-BF0111	Screw(M3xP0.5, L=5)	61	T3-30	DSC-CB0007	Screw	81	10
DSC-BF0054	Screw	13	B-11	DSC-BF0111	Screw(M3xP0.5, L=5)	61	T3-40	DSC-CB0010	Screw	17	C-19
DSC-BF0054	Screw	13	B-28	DSC-BF0111	Screw	81	19	DSC-CB0010	Screw	19	D-29
DSC-BF0054	Screw	13	B-30	DSC-BF0112	Screw	15	B-49	DSC-CB0010	Screw	35	J-21
DSC-BF0054	Screw	15	B-32	DSC-BF0112	Screw	15	B-53	DSC-CB0012	Screw	31	H-14
DSC-BF0054	Screw	15	B-34	DSC-BF0112	Screw	67	U2-1-13	DSC-CB0012	Screw	35	J-12-3
DSC-BF0054	Screw	17	C-16	DSC-BF0113	Screw	49	P-35	DSC-CB0012	Screw	71	U4-1-6
DSC-BF0054	Screw	19	D-21	DSC-BF0114	Screw	49	P-26	DSC-CB0015	Screw	33	I-4
DSC-BF0054	Screw	23	E-25	DSC-BF0117	Tube Connecting Screw	39	K-8	DSC-CB0015	Screw	33	I-10
DSC-BF0054	Screw	29	G-9	DSC-BF0126	Screw(M4xP0.7, L=5)	61	T3-4	DSC-CB0015	Screw	33	I-20
DSC-BF0054	Screw	33	I-14	DSC-BF0140	Screw	79	8	DSC-CB0018	Screw	17	C-2
DSC-BF0054	Screw	33	I-35	DSC-BJ0002	Screw	31	H-38	DSC-CB0018	Screw	17	C-8
DSC-BF0054	Screw	35	J-31	DSC-BJ0003	Screw	9	A-34	DSC-CB0018	Screw	17	C-13
DSC-BF0054	Screw	39	K-10	DSC-BJ0003	Screw	31	H-20	DSC-CB0018	Screw	19	D-8
DSC-BF0054	Oil Receiver Bracket Screw	39	K-22	DSC-BJ0011	Screw	45	N-22	DSC-CB0018	Screw	19	D-28
DSC-BF0054	Oil Filter Cover Screw	39	K-27	DSC-BJ0011	Screw	45	N-27	DSC-CB0018	Screw	19	D-34
DSC-BF0054	Oil Hose Holder Screw	39	K-34	DSC-BJ0014	Screw	13	B-5	DSC-CB0018	Screw	19	D-38
DSC-BF0054	Screw	45	N-36	DSC-BJ0014	Screw	23	E-3	DSC-CB0018	Screw	55	S-5
DSC-BF0054	Screw	47	O-12	DSC-BJ0014	Screw	25	F-16	DSC-CB0019	Screw	19	D-31
DSC-BF0054	Screw	49	P-21	DSC-BJ0014	Screw	27	F-49-12	DSC-CB0020	Oil Wick	35	J-27
DSC-BF0054	Screw	51	Q-13	DSC-BJ0014	Screw	27	F-50-12	DSC-CB0020	Screw	71	U4-1-7
DSC-BF0054	Screw(M4xP0.7, L=7.8)	57	T1-31	DSC-BJ0014	Screw	67	U2-1-14	DSC-CB0022	Screw	31	H-34
DSC-BF0054	Screw	67	U2-7	DSC-BJ0014	Screw	69	U3-1-8	DSC-FA0061	Stud Screw	9	A-27
DSC-BF0054	Screw	69	U3-12	DSC-BJ0018	Screw	23	E-19	DSC-FA0100	Stud	49	P-2
DSC-BF0054	Screw	73	U5-1-2	DSC-BJ0019	Screw	9	A-17	DSC-FA0101	Hinge Screw	49	P-15
DSC-BF0057	Screw	15	B-43	DSC-BJ0019	Screw	9	A-40	DSC-FA0111	Hinge Screw	25	F-18
DSC-BF0057	Screw	15	B-55	DSC-BJ0019	Screw	9	A-51	DSC-FA0112	Screw	11	A-101
DSC-BF0057	Screw	15	B-57	DSC-BJ0019	Screw	11	A-68	DSC-FA0113	Hinge	11	A-57
DSC-BF0057	Screw	31	H-10	DSC-BJ0019	Screw	11	A-83	DSC-FA0114	Stud	15	B-47
DSC-BF0057	Screw	49	P-39	DSC-BJ0019	Screw	13	B-25	DSC-FA0115	Screw	49	P-41
DSC-BF0067	Screw	25	F-11	DSC-BJ0019	Screw(M4xP0.7, L=4)	57	T1-7	DSC-FA0117	Connecting Hinge Screw	47	O-11
DSC-BF0067	Screw(M3xP0.5, L=5)	57	T1-18	DSC-BJ0019	Screw(M4xP0.7, L=5)	57	T1-26	DSC-FA0149	Screw	65	U1-17
DSC-BF0067	Screw	65	U1-21	DSC-BJ0019	Screw (M4xP0.7xL5)	57	T1-43	DSC-FD0008	Screw	13	B-24-5
DSC-BF0067	Screw	65	U1-25	DSC-BJ0032	Stop Screw	83	18	DSC-FD0009	Screw	15	B-39
DSC-BF0067	Screw	67	U2-10	DSC-BJ0033	Screw	9	A-31	DSC-FF0013	Knuckle Pin	47	O-25
DSC-BF0084	Screw	43	M-18	DSC-BJ0034	Screw for Drain Hole	11	A-91	DSC-FG0005	Knee-Lifting Hinge	25	F-32
DSC-BF0092	Screw	49	P-6	DSC-BJ0036	Screw	19	D-49	DSC-FG0006	Upper Shaft Oil Pipe	39	K-18
DSC-BF0092	Screw	49	P-37	DSC-CA0014	Needle Fix Screw	23	E-9	DSC-FG0007	Pin	29	G-8
DSC-BF0093	Screw	49	P-25	DSC-CA0017	Screw	47	O-37	DSC-GC0005	Pin	61	T3-23
DSC-BF0099	Screw	35	J-11	DSC-CA0025	Screw	45	N-25	DSC-HA0003	Pressure Regulating Screw	25	F-1-1
DSC-BF0099	Oil Wick	35	J-29	DSC-CA0027	Scw(1/8" n=44, L=11)	59	T2-4	DSC-HA0003	Screw	71	U4-3-2
DSC-BF0100	Screw	35	J-12-4	DSC-CA0027	Stopper Screw	67	U2-1-11	DSC-HB0007	Bracket of Finger Valve	51	Q-25
DSC-BF0100	Screw	49	P-27	DSC-CA0027	Stopper Screw	87	W-1-11	DSC-HB0016	Screw	43	M-6
DSC-BF0100	Screw	65	U1-19	DSC-CB0003	Screw	25	F-25	DSC-HB0017	Screw	43	M-10
DSC-BF0101	Screw	35	J-12-13	DSC-CB0003	Screw	29	G-5	DSC-HB0018	Rod	9	A-49
DSC-BF0102	Screw	35	J-35	DSC-CB0004	Screw	17	C-3	DSC-HB0018	Rod	11	A-66
DSC-BF0102	Screw	37	J-40	DSC-CB0004	Screw	17	C-9	DSC-HB0019	Oil Filter Bushing	39	K-24
DSC-BF0103	Screw	31	H-5	DSC-CB0004	Screw	17	C-14	DSC-HC0005	Bed Support	11	A-86

# Index

Parts No.	Name of Parts	Page	Ref.No.	Parts No.	Name of Parts	Page	Ref.No.	Parts No.	Name of Parts	Page	Ref.No.
DSC-HZ0007	Control Screw	33	I-26	DWS-AA0021	Washer for 49-03	51	Q-3	GP-001620	Silencer (AS-01)	53	R-3-4
DSC-HZ0009	Screw	39	K-45	DWS-AA0023	Washer	83	3	GP-001620	Silencer (AS-01)	59	T2-20-4
DSC-HZ0012	Adjusting Screw	65	U1-26	DWS-AA0032	Washer	45	N-10	GP-001624	Screw Driver	43	M-26
DSN-AA0009	Nut	9	A-28	DWS-AA00320	Washer for Air Wiper	45	N-13	GP-001630	Oil Seal	31	H-44
DSN-AA0009	Nut	83	17	DWS-AA0046	Washer	19	D-53	GP-001652	Model Mark	11	A-95
DSN-AA0014	Nut	25	F-36	DWS-AA0053	Washer	79	15	GP-001704	Thread Eyelet Pipe(R)	13	B-6
DSN-AA0014	Nut	31	H-29	DWS-AA0055	Washer	43	M-7	GP-001705	Tension Post Support	13	B-7-1
DSN-AA0014	Nut	51	Q-5	DWS-AA0055	Washer	43	M-13	GP-001706	Tension Disc Separator	13	B-7-4
DSN-AA0025	Nut(1/8" n=44, H=2.5)	59	T2-5	DWS-AA0085	Washer	9	A-30	GP-001707	Oil Seal	21	D-62
DSN-AA0025	Stopper Nut	67	U2-1-10	DWS-AA0092	Washer	33	I-13	GP-001707	Oil Seal	27	F-43
DSN-AA0025	Stopper Nut	87	W-1-10	DWS-AA0093	Washer	31	H-11	GP-001710	Tension Release Shaft	25	F-40
DSN-AA0290	Nut(11/64" n=28, H=5)	61	T3-25	DWS-AA0094	Washer	31	H-25	GP-001711	Tension Release Lever	25	F-38-1
DSN-CC0003	Nut	25	F-2	DWS-AA0095	Washer	31	H-40	GP-001712	Tension Release Spring	25	F-41
DSN-CD0003	Thread Tension Spring Cap(Ass'y)	13	B-7-14	DWS-AA0096	Washer for Adjusting Lever	29	G-14	GP-002120	Bracket 'A'	65	U1-1
DSN-CD0006	Nut	13	B-31-6	DWS-AA0096	Washer	61	T3-24	GP-002121	Bracket 'B'	65	U1-4
DSN-CF0002	Stopper for Control Lever	33	I-39	DWS-AA0097	Washer for Spreader Shaft	29	G-23	GP-002122	Cylinder(CJPB6-20D)	65	U1-7
DSN-CY0001	Nut	43	M-16	DWS-AA0100	Washer	23	E-12	GP-002123	Speed Controller	65	U1-8
DSN-CY0004	Hinge Nut	49	P-9	DWS-AA0105	Washer	25	F-29	GP-002124	Bracket for Cylinder	65	U1-10
DSN-CZ0003	Nut for Control Lever	33	I-37	DWS-AA0106	Washer	11	A-58	GP-002125	Guide	65	U1-13
DSN-CZ0005	Control Nut	33	I-25-1	DWS-AA0108	Washer	23	E-36	GP-002126	Holder	65	U1-15
DSP-AA0035	Presser Bar Spring (L)	25	F-3	DWS-AA0109	Spacer for Looper Holder	31	H-4	GP-002127	Movable Trimming Knife	65	U1-16
DSP-AA0036	Presser Bar Spring (S)	25	F-8	DWS-AA0109	Slide Block Spacer	31	H-16	GP-002128	Fixed Trimming Knife	65	U1-18
DSP-AA0041	Spring	9	A-47	DWS-AB0009	Thrust Washer	31	H-17	GP-002129	Support	65	U1-20
DSP-AA0042	Spring	13	B-24-4	DWS-CB0001	Spring Washer	9	A-26	GP-002131	Spring	65	U1-24
DSP-AA0042	Supplementary Tension Spring	15	B-38	DWS-CB0003	Spring Washer	11	A-102	GP-002132	Eyelet	65	U1-27
DSP-AA0043	Presser Foot Spring (Lower)	25	F-15-8	DWS-CB0004	Spring Washer	15	B-45	GP-002324	Y-Nipple	53	R-1-5
DSP-AA0043	Presser Foot Spring (Lower)	27	F-49-8	DWS-CB0005	Disc Spring Washer	33	I-36	GP-002324	Y-Nipple	77	U7-1-11
DSP-AA0043	Presser Foot Spring (Lower)	27	F-50-8	EP-000042	LED Lamp	73	U5-1-3	GP-002325	Manifolder Block	53	R-1-2
DSP-AA0043	Presser Foot Spring (Lower)	59	T2-11	EP-000042	Led Lamp Ass'y	75	U6-1-7	GP-002419	Needle	43	M-34
DSP-AA0043	Presser Foot(Lower)	67	U2-1-1	GP-000849	Link Cam	19	D-30-1	GP-002421	Bottle of Oil	43	M-32
DSP-AA0043	Presser Foot Spring(R)	71	U4-1-3	GP-000867	Cap	17	C-20-2	GP-002312	Rubber	11	A-100
DSP-AA0044	Swing-Proof Spring	45	N-32	GP-000868	Lower Shaft(F)	17	C-20-1	GP-003376	Needle Bar Oil Wick	23	E-31
DSP-AA0045	Swing-Proof Spring	45	N-20	GP-000869	Oil Wick	17	C-20-3	GP-004595	Hemming Guide(L)	69	U3-7
DSP-AA0046	Return Spring	47	O-23	GP-000872	Bracket	55	S-1	GP-004596	Hemming Guide(R)	69	U3-10
DSP-AA0047	Spring	47	O-26	GP-000873	Dust Proof	55	S-3	GP-004597	Chip	69	U3-8
DSP-AA0060	Spring	61	T3-20	GP-000874	Timming Pulley	55	S-4	GP-0045980	Guide Block	69	U3-5
DSP-AB0028	Spring	33	I-22	GP-000875	Timming Pulley	55	S-8	GP-004599	Sub-Presser Foot	69	U3-1-3
DSP-AC0031	Moving Mes Return Spring	49	P-14	GP-000876	Belt Cover	55	S-10	GP-004600	Main Feed Dog	69	U3-3
DSP-AC0039	Spring	25	F-26	GP-000877	Cover for Mini-Motor	55	S-12	GP-004601	Differential Feed Dog	69	U3-4
DSP-AC0040	Spring	25	F-31	GP-001073	Needle Thread Eyelet	89	X-38	GP-004602	Presser Foot(Lower)	69	U3-1-1
DSP-AC0041	Presser Foot Spring (R)	25	F-15-7	GP-001299	Needle	23	E-8	GP-004603	Bed Slide Cover	69	U3-6
DSP-AC0041	Presser Foot Spring (R)	27	F-49-7	GP-001300	Oil Wick	79	19	GP-004604	Stitch Plate	69	U3-2
DSP-AC0041	Presser Foot Spring (R)	27	F-50-7	GP-001336	Knee-Lifting Lever	25	F-28	GP-004649	Presser Foot(Upper)	67	U2-1-2
DSP-AC0041	Presser Foot [Ass'y]	59	T2-1	GP-001381	Bushing	31	H-21	GP-004649	Presser Foot(Upper)	87	W-1-2
DSP-AC0041	Presser Foot Spring (R)	59	T2-10	GP-001391	Looper Cam	19	D-43-1	GP-004651	Sub-Presser Foot	67	U2-1-3
DSP-AC0041	Presser Foot Spring(R)	67	U2-1-5	GP-001392	Looper Cam Spacer	19	D-43-3	GP-004651	Sub-Presser Foot	87	W-1-3
DSP-AC0041	Presser Foot Spring(R)	87	W-1-5	GP-001461	Spring Cap	13	B-7-14	GP-004652	Guide	67	U2-1-6
DSP-AC0042	Presser Foot Spring (L)	25	F-15-6	GP-001462	Bushing	13	B-7-14	GP-004652	Guide	87	W-1-6
DSP-AC0042	Presser Foot Spring (L)	27	F-49-6	GP-001514	Thread Guide Sub-Bar	41	L-6	GP-004653	Main Feed Dog	67	U2-3
DSP-AC0042	Presser Foot Spring (L)	27	F-50-6	GP-001515	Thread Guide Bar	41	L-10	GP-004654	Differential Feed Dog	67	U2-4
DSP-AC0042	Presser Foot Spring (L)	59	T2-9	GP-001516	Holder	41	L-7	GP-004655	Stitch Plate	67	U2-2
DSP-AC0042	Presser Foot Spring(L)	67	U2-1-4	GP-001517	Holder	41	L-2	GP-004656	Covering Guide (R)	67	U2-5-2
DSP-AC0042	Presser Foot Spring(L)	69	U3-1-7	GP-001554	Oil Seal	29	G-22	GP-004657	Covering Guide(R)- Extra Part	67	U2-8-4
DSP-AC0042	Presser Foot Spring(L)	71	U4-1-4	GP-001568	Guide for Pedal Chain	43	M-17	GP-004658	Covering Guide(L)	67	U2-5-1
DSP-AC0042	Presser Foot Spring(L)	87	W-1-4	GP-001574	Table(Mini Motor Option)	55	S-16	GP-004659	Covering Guide(L)	67	U2-8-3
DSP-BA0016	Spring	13	B-7-10	GP-001578	ARM	89	X-1	GP-004660	Covering Guide(M)	67	U2-1-12
DSP-BA0017	Spring	13	B-7-11	GP-001580	Oil Wick	35	J-18	GP-004660	Covering Guide(M)	87	W-1-12
DSP-BA0017	Spring	13	B-7-12	GP-001612	Machine Number Plate	11	A-93	GP-004661	Covering Guide Fixed Plate	67	U2-8-2
DSP-BA0018	Spring	13	B-31-5	GP-001617	Elbow Union	51	Q-15-2	GP-004662	Covering Guide Bracket	67	U2-8-1
DTC-AK0002	Magnet f	19	D-4	GP-001618	Limit Switch	47	O-1	GP-005178	Thread Eyelet Pipe(L)	15	B-58
DWS-AA0006	Washer	15	B-46	GP-001620	Silencer (AS-01)	53	R-1-4	GP-007302	Guide Block	87	W-5
DWS-AA0006	Washer	21	D-57	GP-001620	Silencer (AS-01)	53	R-2-4	GP-007303	Bed Slide Cover	87	W-6

# Index

Parts No.	Name of Parts	Page	Ref.No.	Parts No.	Name of Parts	Page	Ref.No.	Parts No.	Name of Parts	Page	Ref.No.
GP-009984	Cloth Plate	57	T1-3	GP-030791	Upper Feed Roller Yoke	81	1	PBR-BA0010	Bearing	33	I-1-2
GP-010266	Hose Clamp	63	T4-5-1	GP-030792	Upper Feed Roller Yoke Guide	81	3	PBR-BA0022	Bearing	31	H-27-2
GP-010643	Model Mark	57	T1-38	GP-030795	Clutch Driving Shaft	81	13	PBR-BA0023	Bearing	29	G-12-2
GP-013048	Extension Cover	75	U6-1-1	GP-030796	Bushing(Left)	81	14	PBR-BA0024	Roller Bearing	23	E-10-2
GP-013049	Light Fixing Plate	75	U6-1-2	GP-030797	Bushing(Right)	81	15	PBR-BB0003	Thrust Bearing	31	H-32
GP-013050	Light Transmission Plate	75	U6-1-4	GP-030798	Clutch Tension Sleeve	81	16	PBR-FA0012	Linear Bush	47	O-31
GP-013052	Light Fixing Bracket	73	U5-1-1	GP-030799	Adjusting Collar	81	17	PBR-GB0003	ROD ENDS BEARING	47	O-35
GP-013157	Presser Bar	71	U4-2	GP-030800	Adjusting Screw Stay	81	18	PBT-BA0001	Timing Belt	19	D-10
GP-013158	Presser Foot (Upper)	71	U4-1-2	GP-030801	Clutch Tension Spring	81	21	PBT-BD0012	Timing Belt	55	S-7
GP-013159	Presser Foot (Lower)56	71	U4-1-1	GP-030802	Clutch Driving Lever	81	22	PBT-BD0013	Timing Belt	19	D-13
GP-013160	Connecting Link	71	U4-1-20	GP-030804	Thrust Plate	81	25	PN-000066	Tension Release Lever	25	F-38-2
GP-013161	Sub Presser Foot(L)	71	U4-1-17	GP-030805	Clutch Spacer	81	26	PN-000099	Pin for Presser Foot	67	U2-1-8
GP-013162	Sub Presser Foot(R)	71	U4-1-19	GP-030807	Upper Feed Roller(z=30)	81	29	PN-000099	Pin for Presser Foot	87	W-1-8
GP-013163	Guide(L)	71	U4-1-16	GP-030808	Lower Feed Roller(z=19)	81	31	PN-000213	Assembling Hinge Pin	71	U4-1-18
GP-013164	Presser Foot Spring(L)	71	U4-1-11	GP-030809	Lower Feed Roller Guide	81	33	PN-000214	Hinge Pin	71	U4-1-15
GP-013171	Bushing	71	U4-1-24	GP-030810	Lower Feed Roller Shaft	81	36	PN-000466	Pin	89	X-29
GP-013178	Presser Foot (Lower)40	71	U4-1-1	GP-030811	Lower Feed Roller Bracket	81	38	PN-000467	Spring Pin	89	X-30
GP-013179	Presser Foot (Lower)48	71	U4-1-1	GP-030812	Upper Feed Roller Shaft Bracket	79	1	PN-000473	Upper Feed Roller Yoke Pin	81	5
GP-013198	Guide	71	U4-3-1	GP-030813	Roller Shaft Bushing(Right)	79	4	PN-000474	Upper Feed Roller Laver Pin	79	14
GP-013429	Fixing Spacer(L)	77	U7-1-1	GP-030814	Upper Feed Roller Shaft Lever	79	5	PN-000475	Upper Feed Roller Driving Rod Pin	79	20
GP-013430	Fixing Spacer(S)	77	U7-1-2	GP-030815	Collar	79	7	PN-000476	Upper Feed Roller Lifter Pin	83	9
GP-013431	Thread Clamp Plate(L)	77	U7-1-3	GP-030816	Roller Shaft Bushing(Left)	79	9	PN-000478	Stop Pin	83	27
GP-013432	Thread Clamp Plate(S)	77	U7-1-4	GP-030817	Upper Feed Roller Laver	79	12	PN-000488	Wire	81	7
GP-013433	Bracket	77	U7-1-5	GP-030818	Upper Feed Roller Shaft	79	11	PPK-BA0010	O Ring (P12)	33	I-47
GP-013434	Fixing Bracket	77	U7-1-6	GP-030819	Upper Feed Roller Lever Rod	79	17	PPK-BA0011	O-Ring	39	K-46
GP-013435	Pressure Spring	77	U7-1-7	GP-030820	Upper Feed Roller Driving Rod	79	22-3	PPK-BA0013	Oil Seal	33	I-32
GP-013436	Cylinder	77	U7-1-8	GP-030821	Upper Feed Roller Eccentric	79	22-2	PPK-BA0014	Oil Filter O Ring	39	K-25
GP-013847	Upper Knife Holder-LFT(A'ssy)	61	T3-1	GP-030822	Upper Feed Roller Regulator	79	22-1	PPN-AA0004	Pin(M4×L12)	61	T3-17
GP-015287	Fitting(KQ2H04-06)	63	T4-17	GP-030854	Upper Feed Roller Lifter(Right)	83	1	PPN-AA0005	Pin	11	A-97
GP-018205	CE Mark	11	A-104	GP-030855	Flexible Wire Clamp Bushing	83	5	PPN-AA0006	Pin	39	K-44
GP-027465	Bed Support Bar(C Type)	43	M-36	GP-030856	Lifter Connecting Plate(A)	83	7	PPN-AF0009	Spring Pin	13	B-16
GP-029872	Looper	89	X-35	GP-030857	Upper Feed Roller Lifter(Left)	83	8	PPN-AF0009	Spring Pin	17	C-18-2
GP-030251	Looper Gauge(Option)	89	X-37	GP-030858	Lifter Connecting Plate(B)	83	11	PPN-AF0013	Spring Pin	35	J-12-14
GP-030253	Thread Guide Plate	89	X-2	GP-030859	Roller Press Bar Bracket	83	13	PPN-AF0014	Spring Pin	39	K-39
GP-030257	Tension Post Support	89	X-3	GP-030860	Lifting Lever Sleeve	83	15	PPN-AF0015	Spring Pin	31	H-26-2
GP-0302581	Cover	89	X-6	GP-030861	Roller Press Spring	83	19	PPN-AF0016	Spring Pin	25	F-20
GP-030259	Looper Thread Sub Guide Bracket	89	X-7	GP-030862	Upper Feed Roller Bracket	83	20	PPN-AF0016	Roll Pin	45	N-30
GP-030260	Thread Eyelet Pipe(L)	89	X-8	GP-030863	Bushing(Upper)	83	22	PPN-AF0018	Spring Pin	33	I-25-2
GP-030261	Thread Eyelet Pipe(R)	89	X-9	GP-030864	Bushing(Lower)	83	24	PPN-AF0019	Spring Pin	25	F-15-11
GP-030262	Tension Post Support	89	X-10	GP-030865	Upper Feed Roller Press Bar	83	25	PPN-AF0019	Spring Pin	27	F-49-11
GP-030263	Tension Disc Separator	89	X-11	GP-030866	Upper Feed Roller Lifting Lever	83	29	PPN-AF0019	Spring Pin	27	F-50-11
GP-030265	Bracket	89	X-13	GP-030949	Top Cover	79	23	PPN-AF0019	Spring Pin	59	T2-14
GP-030266	Needle Thread Take Up Lever	89	X-17	GP-031130	Seal Plug	79	3	PPN-AF0020	Spring Pin	39	K-37
GP-030267	Needle Bar Take Up Thread	89	X-18	GP-031133	Oil Seal	79	10	PPP-AA0005	Quick Joint Plug (Ass'y)	51	Q-1-1
GP-030268	Needle Plate(5.6MM)	89	X-19	GP-031152	Needle(	89	X-24	PPP-AA0030	Hose Nipple (KJH 06-01S)	53	R-1-1
GP-030269	Needle Plate(6.4MM)	89	X-20	GP-031182	Presser Foot(Lower)	87	W-1-1	PPP-AA0030	Hose Nipple (KJH 06-01S)	53	R-2-1
GP-030272	Needle Holder(5.6MM)	89	X-21	GP-031271	Screw	79	18	PPP-AA0030	Hose Nipple (KJH 06-01S)	53	R-3-1
GP-030273	Needle Holder(6.4MM)	89	X-22	GP-032810	Upper Feed Roller(Rubber)	81	40	PPP-AA0030	Hose Nipple (KJH 06-01S)	59	T2-20-1
GP-030274	Top Cover Thread Eyelet	89	X-23	GP-032811	Lower Feed Roller(Rubber)	81	Jan-41	PPP-AB0002	Speed Controller	45	N-6
GP-030277	Presser Foot(Lower)	89	X-25	GP-032812	Lower Feed Roller Bush	81	Feb-41	PPP-AB0005	Speed Control Unit	51	Q-24-4
GP-030280	Presser Foot Stitch Tongue	89	X-26	GP-032822	Lower Feed Roller Bush	81	44-2	PPP-AB0009	Valve	63	T4-18
GP-030283	Presser Foot Stitch Tongue	89	X-27	GP-035297	Lower Feed Roller B(Z=19)	81	42	PPP-AD0001	Air Tube	45	N-4
GP-030285	Differential Feed Dog	89	X-32	GP-035298	Lower Feed Roller Shaft B	81	43	PPP-AD0001	Air Tube	45	N-8
GP-030287	Main Feed Dog	89	X-33	GP-035299	Lower Feed Roller(Rubber)B	81	44-1	PPP-AD0001	Air Tube	47	O-19
GP-030292	Needle Guard(F)	89	X-34	GP-039109	Presser Foot(Lower)	27	F-49-1	PPP-AD0001	Air Tube	51	Q-22
GP-030296	Thread Guide Bar	89	X-36	GP-039109	Presser Foot(Lower)	27	F-50-1	PPP-AD0001	Air Tube	51	Q-23
GP-030298	Thread Pull-off Bar	89	X-14	KQ2H06-02S	Hose Nipple	51	Q-1-4	PPP-AD0001	Air Tube	63	T4-10
GP-030299	Tension Disc Separator	89	X-4	MT-000028	Mini-Motor	55	S-14	PPP-AD0001	Air Tube	65	U1-9
GP-030310	Guide	89	X-15	PBR-AA0048	Ball Bearing	17	C-6	PPP-AD0002	Air Tube	51	Q-7
GP-030505	Main Feed Dog	87	W-3	PBR-AA0049	Ball Bearing	17	C-17	PPP-AD0002	Air Tube(Ø6)	63	T4-16
GP-030508	Differential Feed Dog	87	W-4	PBR-AA0050	Ball Bearing	19	D-26	PPP-AG0001	Finger Valve	51	Q-1-2
GP-030528	Stitch Plate	87	W-2	PBR-AA0069	Ball Bearing	19	D-40	PPP-BA0007	Solenoid Valve (SY3120-5LE)	53	R-1-3

# Index

Parts No.	Name of Parts	Page	Ref.No.	Parts No.	Name of Parts	Page	Ref.No.	Parts No.	Name of Parts	Page	Ref.No.
PPP-BA0007	Solenoid Valve (SY3120-5LE)	53	R-2-3	PSC-AC0110	Screw	15	B-41	PTL-AB0005	L-Type Hexagonal Wrench(3mm)	43	M-29
PPP-BA0007	Solenoid Valve (SY3120-5LE)	53	R-3-3	PSC-AC0110	Screw(M4×P0.7, L=6)	61	T3-22	PTL-BA0001	Screw Driver(L)	43	M-23
PPP-BA0007	Solenoid valve (SY3120-5LE)	59	T2-20-3	PSC-AC0110	Screw(M4×P0.7, L=6)	61	T3-32	PTL-BA0002	Screw Driver(M)	43	M-24
PPP-BB0005	Manifolder Block (SS5Y3-41-03)	53	R-2-2	PSC-AC0111	Screw	21	D-55	PTL-BA0002	Screw Driver(S)	43	M-25
PPP-BB0005	Manifolder Block (SS5Y3-41-03)	53	R-3-2	PSC-AC0111	Screw(M5×P0.8, L=12)	61	T3-15	PWS-AA0009	Washer	33	I-40
PPP-BB0007	Manifolder Bolck (SS5Y3-04-M5)	59	T2-20-2	PSC-AC0112	Screw	23	E-34	PWS-AA0010	Washer	51	Q-27
PPP-BD0003	Filter Regulator	51	Q-1-3	PSC-AC0130	Screw	9	A-20	PWS-AA0018	Washer	11	A-62
PPP-CA0013	Thread Trimming Air Cylinder	51	Q-24-1	PSC-AC0130	Screw	45	N-11	PWS-AA0018	Washer	11	A-71
PPP-CA0020	Knee-lifting Air Cylinder	51	Q-15-1	PSC-AC0130	Screw	45	N-14	PWS-AA0018	Washer	13	B-10
PSC-AA0013	Screw	81	2	PSC-AC0229	Screw	45	N-7	PWS-AA0018	Washer	13	B-27
PSC-AC0012	Screw	19	D-52	PSC-BA0010	Screw	47	O-6	PWS-AA0018	Washer	45	N-41
PSC-AC0012	Screw	29	G-7	PSC-BB0001	Screw	81	23	PWS-AA0018	Washer(M4)	57	T1-6
PSC-AC0012	Screw	29	G-17	PSC-BH0005	Screw	11	A-98	PWS-AA0018	Washer(M4)	57	T1-17
PSC-AC0012	Screw	31	H-42	PSC-CB0002	Screw	11	A-59	PWS-AA0018	Whasher(M4)	57	T1-27
PSC-AC0012	Screw	47	O-14	PSC-CB0002	Screw	17	C-5	PWS-AA0018	Whasher(M4)	57	T1-32
PSC-AC0012	Screw	51	Q-21	PSC-CB0002	Screw	19	D-24	PWS-AA0018	Washer	65	U1-2
PSC-AC0012	Screw(M6×P1.0, L=14)	61	T3-16	PSC-CB0002	Screw	25	F-14	PWS-AA0018	Washer	65	U1-5
PSC-AC0017	Screw	51	Q-2	PSC-CB0002	Screw	29	G-25	PWS-AA0018	Washer	65	U1-11
PSC-AC0018	Screw	11	A-85	PSC-CB0002	Screw	33	I-29	PWS-AA0018	Washer f	67	U2-6
PSC-AC0018	Screw	45	N-40	PSC-CB0002	Oil Pump Worm Gear Screw	39	K-4	PWS-AA0018	Washer	69	U3-11
PSC-AC0018	Screw	55	S-13	PSC-CB0002	Screw(M4×L4)	57	T1-40	PWS-AA0018	Cylinder Washer	77	U7-1-10
PSC-AC0018	Screw	65	U1-3	PSC-CB0002	Screw(M4×P0.7, L=4)	61	T3-19	PWS-AA0025	Thrust Washer	31	H-31
PSC-AC0018	Screw	65	U1-6	PSC-CB0002	Screw(M4×P0.7, L=4)	61	T3-36	PWS-AA0027	Washer	51	Q-20
PSC-AC0018	Screw	65	U1-12	PSC-CB0002	Screw	71	U4-1-5	PWS-AA0028	Washer	11	A-99
PSC-AC0019	Screw	83	21	PSC-CB0003	Screw	79	22-6	PWS-AA0029	Washer	47	O-8
PSC-AC0023	Screw(M4×P0.7, L=23)	51	Q-26	PSC-CB0003	Screw	81	35	PWS-CA0006	Washer	51	Q-11
PSC-AC0030	Screw	25	F-37	PSC-CB0003	Screw	81	37	PWS-CA0008	Spring Washer	33	I-41
PSC-AC0032	Oil Pump Bracket Screw	39	K-2	PSC-CB0007	Screw	11	A-92	PWS-CA0013	Spring Washer	51	Q-19
PSC-AC0033	Screw	33	I-42	PSC-CB0007	Screw	35	J-5	PWS-CA0014	Spring Washer	65	U1-28
PSC-AC0033	Screw(M5×P0.8, L=8)	57	T1-12	PSC-CB0007	Screw	35	J-7	PWS-CA0015	Spring Washer	43	M-8
PSC-AC0033	Screw(M5×P0.8, L=8)	57	T1-15	PSC-CB0015	Screw	31	H-8	RI-000008	Upper Shaft Oil Pipe O Ring	39	K-20
PSC-AC0033	Screw(M5×P0.8, L=8)	63	T4-15	PSC-CB0015	Screw	31	H-23	RI-000011	Oil Protector Ring	25	F-12
PSC-AC0037	Screw	55	S-15	PSC-CB0017	Screw	13	B-21	RI-000014	O Ring (P16)	33	I-31
PSC-AC00410	Screw	81	4	PSC-CB0021	Screw	83	23	RI-000016	Retaining Ring	9	A-48
PSC-AC0046	Screw	25	F-30	PSC-CB0024	Screw	79	6	RI-000016	Retaining Ring	45	N-29
PSC-AC0046	Screw	25	F-35	PSC-CB0024	Screw	81	6	RI-000101	C-Ring	79	22-8
PSC-AC0046	Screw	47	O-22	PSC-CB0024	Screw	81	27	RI-000102	C-Ring	81	11
PSC-AC0049	Screw	9	A-5	PSC-CB0029	Screw	79	21	RI-000102	C-Ring	81	34
PSC-AC0049	Screw	11	A-80	PSC-CB0029	Screw	81	9	RI-000103	E-Ring	83	10
PSC-AC0049	Screw	29	G-27	PSC-DC0001	Screw	9	A-9	RI-000104	C-Ring	83	26
PSC-AC0049	Screw	29	G-29	PSC-DC0001	Screw	11	A-56	SC-000111	Screw	75	U6-1-5
PSC-AC0049	Screw	41	L-4	PSC-DD0001	Taper Screw	51	Q-6	SC-000119	Screw	87	W-1-13
PSC-AC0049	Screw	41	L-8	PSC-DD0001	Taper Screw	43	M-4	SC-000141	Screw	13	B-14
PSC-AC0053	Screw	11	A-88	PSN-AA0006	Upper Shaft Oil Pipe Nut	39	K-19	SC-000158	Screw	55	S-11
PSC-AC0059	Screw	35	J-12-2	PSN-AA0007	Nut	51	Q-28	SC-000168	Screw	41	L-3
PSC-AC0061	Screw	21	D-58	PSN-AA0009	Nut	29	G-15	SC-000238	Screw f	69	U3-9
PSC-AC0061	Screw	25	F-23	PSN-AA0015	Nut	11	A-65	SC-000241	Screw for Pin	67	U2-1-9
PSC-AC0062	Screw	25	F-39	PSN-AA0015	Nut	11	A-103	SC-000241	Screw for Pin	87	W-1-9
PSC-AC0062	Screw	45	N-3	PSN-AA0015	Nut	41	L-5	SC-000242	Screw	67	U2-1-7
PSC-AC0062	Bolt	47	O-33	PSN-AA0015	Nut	41	L-9	SC-000242	Screw	87	W-1-7
PSC-AC0062	Screw(M4×P0.7, L=15)	61	T3-11	PSN-AA0030	Nut	43	M-9	SC-000270	Screw	89	X-16
PSC-AC0062	Screw(M4×P0.7, L=15)	61	T3-34	PSR-AA0002	C-ring	19	D-25	SC-000283	Screw	65	U1-14
PSC-AC0065	Screw	43	M-12	PSR-AA0010	C ring	33	I-3	SC-000379	Screw	63	T4-5-2
PSC-AC0071	Screw	9	A-24	PSR-AA0011	Retaining Ring	29	G-11	SC-000426	Screw	71	U4-1-8
PSC-AC0071	Screw	9	A-43	PSR-AB0010	Fixed Oil Net	39	K-32	SC-000442	Screw for Light	73	U5-1-4
PSC-AC0071	Screw	9	A-53	PTC-AG0002	Cable Tie	51	Q-14	SC-000444	Pin Screw	71	U4-1-12
PSC-AC0071	Screw(M4×P0.7, L=10)	57	T1-4	PTC-BA0001	Flexible Hose	63	T4-6	SC-000445	Screw	71	U4-1-13
PSC-AC0086	Screw	55	S-2	PTC-BB0001	Hose Band	63	T4-11	SC-000446	Screw	71	U4-1-14
PSC-AC0106	Screw	33	I-16	PTC-BB0002	Hose Clamp (A'ssy)	63	T4-5	SC-000451	Pressure Adjusting Screw	77	U7-1-9
PSC-AC0107	Screw	35	J-37	PTL-AB0001	L-Type Hexagonal Wrench(2mm)	43	M-27	SC-000970	Screw	89	X-28
PSC-AC0107	Screw	37	J-43	PTL-AB0003	L-Type Hexagonal Wrench(2.5mm)	43	M-28	SC-000997	Eccentric Adjusting Screw	79	22-4
PSC-AC0108	Screw	51	Q-10	PTL-AB0004	L-Type Hexagonal Wrench(4mm)	43	M-30	SC-000998	Clutch Driving Shaft Screw	81	20



