



PARTS BOOK

SF 7500

Flat Bed,

Inter Lock Chine Stitch Machine

PME-120921

Information

A. Parts Book 구성

Structure of Part Book

① **A** Arm, Bed & Machine Body Mechanism
팔, 침대 및 의장품 관계

②

③

④ ⑤ ⑥ ⑦ ⑧ ⑨

Ref. No.	Parts No.	Note	Name of Parts	품명	Q'ty	Assembly No.
A-1	01-12841-03		Arm	이동팔	1	
A-2	01-10073-06		Bed	침대	1	
A-4	01-02120-00		Face Plate	면판	1	
A-5	01-02044-12M		Face Plate Gasket	면판 가스켓	1	
A-6	01-1174-4122		Screw(L)184*mm2	볼트	10	
A-7	01-11011-123D		Rubber Cap For Face Plate	면판 고무뚜껑	2	
A-9	01-00194-123D		Caution S-Screw	경고 스크류	1	
A-8	01-011973-00		Warning Label Cover	경고 라벨 커버	1	
A-10	01-02020-00		Screw(S)184*mm2	볼트(S)184*mm2	1	
A-11	01-01746-00		Bed Cover(L)	침대 커버(좌)	1	
A-12	01-01441-123M		Bed Cover(Gasket,L)	침대 커버 가스켓(좌)	1	
A-13	01-02643-123D		Screw(L)184*mm2	볼트(L)184*mm2	14	
A-13-1	45-0244-1002		Washer	와셔	2	
A-14	01-01750-00		Bed Cover(S)	침대 커버(중)	1	
A-15	01-01744-123M		Bed Cover(Gasket(S))	침대 커버 가스켓(중)	1	
A-16	4402011-100M		Tank Rubber Cap	탱크 고무뚜껑	1	
A-17	01-02074-123D		Thread Guide with Three Poles	세극용 실선지(3극)	15Set	
A-19	01-02031-123D		Thread Guide(S)	실선지(S)	1	
A-20	01-02030-123D		Screw(L)184*mm2	볼트(L)	3	
A-21	01-01000-123D		Thread Guide(S)	실선지(S)	1	
A-22	01-01643-00		Arm Thread Guide Assy	이동팔 실선지 어셈블리	1	
A-23	11-01751-752D		Nut	너트	1	
A-24	01-02031-123M		Thread Guide(S)	실선지(S)	1	
A-25	0102070-100M	H	Silicon Tank Assy	실리콘 탱크 어셈블리	15Set	
A-26	0102065-100M	H	Silicon Tank	실리콘 탱크	1	
A-27	0102066-100M	H	Silicon Oil Window	실리콘 유창	1	
A-28	0102401-100M	H	Silicon Part	실리콘 부품	1	
A-29	01-01363-00	H	Part for Silicon Oil Supply	실리콘 공급 유체 부품	1	
A-30	01-01644-123D	H	Screw(L)184*mm2	볼트(L)	1	
A-31	04-02411-123D		Arm Upper Part Rubber Cap	이동팔 상부 고무뚜껑	2	
A-33	04-02101-123M		Needle Bar Rubber Cap	바늘봉 고무뚜껑	1	
A-34	01-04211-042L		Rubber Cap(L)	고무뚜껑(L)	4	
A-35	44-02111-742D		Rubber Cap(S)	고무뚜껑(S)	7	
A-36	01-01751-123D		Bed Rubber	침대 고무	1	
A-37	01-019817-00	H	Welder (Sticker(M))	일착 스티커(중형용)	1	
A-38	01-019818-00	M	Welder (Sticker(M))	일착 스티커(중형용)	1	
A-39	01-01993-00	L	Welder (Sticker(L))	일착 스티커(대형용)	1	
A-40	01-01992-00	K	Welder (Sticker(K))	일착 스티커(대형용)	1	
A-41	01-01110-123D		Welder (Sticker(L))	일착 스티커(대형용)	2	
A-42	01-0514-123M		Tap Cover	탭 커버	1	
A-43	41-0114-123M		Silobin Winder Assy	실린빈(조)	15Set	
A-44	41-02011-100M		Silobin Winder (Base Assy)	실린빈 베이스(조)	1	
A-45	41-0205A-123M		Silobin Winder (Shaft)	실린빈 구동축	1	
A-46	01-02000-00	S, Other	Sticker(S)	일착 스티커(소형용)	1	
A-47	01-0102-750D		Screw(S)	볼트(S)	1	
A-48	41-02001-100M		Silobin Winder	실린빈 체결리	1	
A-49	01-0104-550T		Screw(L)184*mm2	볼트(L)	2	
A-50	41-02001-100M		Silobin Winder Action Ring	실린빈 체결링	1	
A-51	41-02001-100M		Silobin Winder Shaft Rubber Ring	실린빈 구동축 고무링	1	
A-52	41-02100-100M		Silobin Winder Liner	실린빈 리너	1	
A-53	41-02110-100M		Silobin Winder Adjusting Plate	실린빈 조정판	1	
A-54	01-01100-123D		Screw(L)184*mm2	볼트(L)184*mm2	1	
A-55	01-01194-123D		Washer	와셔	1	
A-56	41-02110-100M		Silobin Winder Lower Shaft	실린빈 하부 축	1	
A-57	41-02140-100M		Silobin Winder Adjusting Term	실린빈 조정판	1	
A-58	0102150C-4113		Screw(M)X2.0	볼트(M)	1	

Note: P=Heavy Material(중형용), M=Medium Material(중형용), MA= Pneumatic Heavy Material(공압식 중형용)
L=Light Material(대형용), K=Roll Material(롤트), EL=Large Shuttle Pools(대 셔틀 풀)

①:관계 별 고유 코드

Unique code by mechanism

②:관계 별 고유 명칭

Unique name by mechanism

③:관계도

Explode view

④Ref.No.:파트별 고유 식별 번호

Unique identification number by part

⑤Parts No.:고유 제품 코드

Unique Product code

Ex)

구분 Category	Code	비고 remarks
구 부품 Old part	01-030C-1230	
신 부품 New Part	AS-000000-00	조(組) 파트 Set parts
	GP-000000-00	기구적 파트 Instrumental parts
	EP-000000-00	전기적 파트 Electrical parts

⑥Note:공지사항 표기 및 메모

Refers to notice and memo

⑦품명

명:파트의 고유 품명

Name of Part:Unique name of parts

⑧Q'ty :파트의 수량

The number of parts

⑨Assembly no.:조(組) 파트의 식별 번호

Unique identification number by set part

Warning

1. 조에 속한 파트는 개별 조립 시 제품의 파손 또는 재봉 불량일 수 있어 해당 파트에 대한 주문 시에는 조 품목으로만 구입이 가능합니다.
2. 본 책자는 Parts Book으로 제작되었으므로 매뉴얼로 사용 불가합니다.
3. 사전 예고 없이 사양이 변경 될 수도 있습니다.

1. The parts classified as ass'y items may cause damage to the machine or bad sewing when they are separately assembled. Hence, when they are ordered, they can be purchased as ass'y items only.
2. This is a parts book. It cannot be used as a manual.
3. Parts are Subject to change in Design Without Prior Notice.

Note

- 썬스타 제품의 부품은 아래 인터넷주소로 접속하시어 신청할 수 있습니다.
<http://www.sunstarcs.com>
- 가입된 회원께서는 썬스타 포탈 사이트에 로그인후 필요한 부품을 신청할 수 있습니다.
- 부품관리-발주관리-발주등록 항목에서 부품번호와 신청수량을 입력하여 등록하시면 발주가 됩니다.
- 부품번호를 모르시는 경우 파츠북 조회를 클릭하시고 사용하는 기종을 검색하여 선택하시면 해당 기종의 파츠북을 조회할 수 있습니다.
- 파츠북은 관계별로 구분되어 있으며 관계를 알고 있다면 부품 찾기가 용이합니다.

- You can make an order for the parts of Sunstar machine to connect internet address.
<http://www.sunstarcs.com>
- You can request for parts you want after login if you are a registered member.
- In parts Management - Order Management - Order Registration entry, you can place an order by entering the part number and quantity.
- If you don't know the parts number, click the parts book menu bar.
In a download list, you can read parts book by searching model you use.
- This parts book is classified by the mechanism, therefore you can find part easily.

Material	
None	Standard
H	Heavy Material

Main Motor	
C	Fortuna IV Motor
N	Fortuna III Motor
M	Clutch Motor

Shape of Stitch Plate	
G	Standard
L	For long stitch (longer than 2.5mm)
S	For short stitch (shorter than 1.8mm)

Bed Type & No. of Needle	
75	Flat Bed-3Needle
74	Flat Bed-2Needle

Needle Space	
32	3.2mm
40	4.0mm
48	4.8mm
56	5.6mm
64	6.4mm

Symbol of Series	
Sunstar	
Flat Bed Chine Stitch M/C	

MODEL SF 7500H/C
SPEC. 156G
DEVICE UT-A/□□/□□

Top Cover Thread	
0	Without Top Cover Thread
1	With Top Cover Thread

Attachment (Option)	
CO	Covering guide
HE	Hemming guide
WK	Walking presser foot
ATF	Auto Tape Feeder
TL	See through light for hemming
SL	Compact spot light
TC	Needle thread clamp
BN	Binder
TF-B	Lower tape supplying device
TF-U	Upper tape supplying device
ETF-B	Lower elastic tape supplying device
ETF-U	Upper elastic tape supplying device
PL-F	Puller device / for flat bed
TF-S	Side tape supplying device
WT-E	Wiper device(Electronic)
FL-E	Foot lifter(Electronic)

Device	
UT-A	Lower Thread Trimming(Air Pressure 2)
UT-B	Lower Thread Trimming(Air Pressure 3)
ST-C	Upper Thread Trimming(Flat Bed)(Option)
UT-E	Lower Thread Trimmer(Electronic)(Flat Bed)(option)
ST-F	Top Cover Thread Trimmer(Flat Bed)

CONTENTS

목 차

I. SC 7300

A	Machine Body Mechanism 두부외장 관계	8
B	Thread Guide, Tension Adjusting Mechanism 실안내 및 실조절 관계	14
C	Lower Shaft Mechanism 하축 관계	18
D	Upper Shaft Mechanism 상축 관계	22
E	Needle Bar Mechanism 바늘대 관계	24
F	Presser Foot Mechanism 누름대 관계	26
G	Spreader Mechanism 스프레더 관계	30
H	Looper Driving Mechanism 루퍼 구동 관계	32
I	Feed Driving Control Mechanism 피이드 조절관계	34
J	Feed Driving Mechanism 피이드 구동 관계	36
K	Lubrication Mechanism 급유 관계	38
L	Thread Stand Mechanism 실패꽃이 관계	40
M	Accessories Mechanism 액세서리 관계	42
N	Thread Trimmer Mechanism 1 사절 관계-1	44
O	Thread Trimmer Mechanism 2 사절 관계-2	46
P	Thread Trimmer Mechanism 3 사절 관계-3	48
Q	Thread Trimmer Mechanism 4 사절 관계-4	50
R	Thread Trimmer Mechanism 5 사절 관계-5	52
S	Compact Motor Mechanism 소형 모터 관계	54

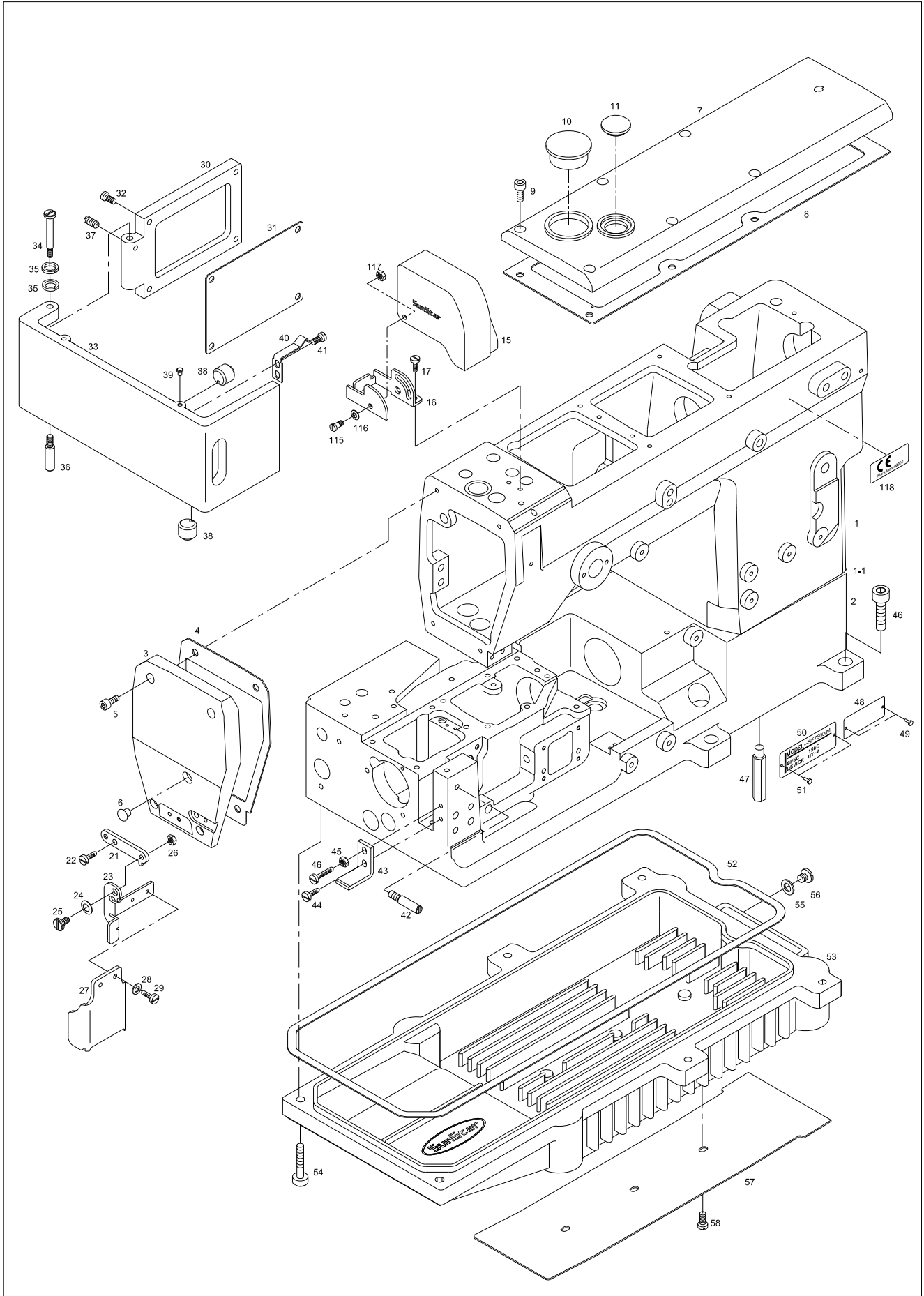
II. Option Part 옵션 파트

T1	Top Cover Thread Trimmer Mechanism 장식실 사절 관계 (SF 7500/□□□□/ST-F)	●.....	56
T2	Binder Mechanism 바인더 관계 (SF 7500/□□□□/BN)	●.....	58
T3	Covering Mechanism 커버링 관계	●.....	60
T4	Hemming Mechanism 헤밍 관계	●.....	62
T5	Compact Spot Light Mechanism 상단 램프 관계	●.....	64
T6	Needle Thread Clamp Mechanism 윗실 잡이 관계	●.....	66
U	Gauge Parts 게이지	●.....	68
V	4Needle Gauge Mechanism 4본침 게이지 관계	●.....	70
W	Heavy Material Mechanism 후를 관계 (SF 7500H)	●.....	72
	Index 인덱스	●.....	74

A

Machine Body Mechanism

외장 관계

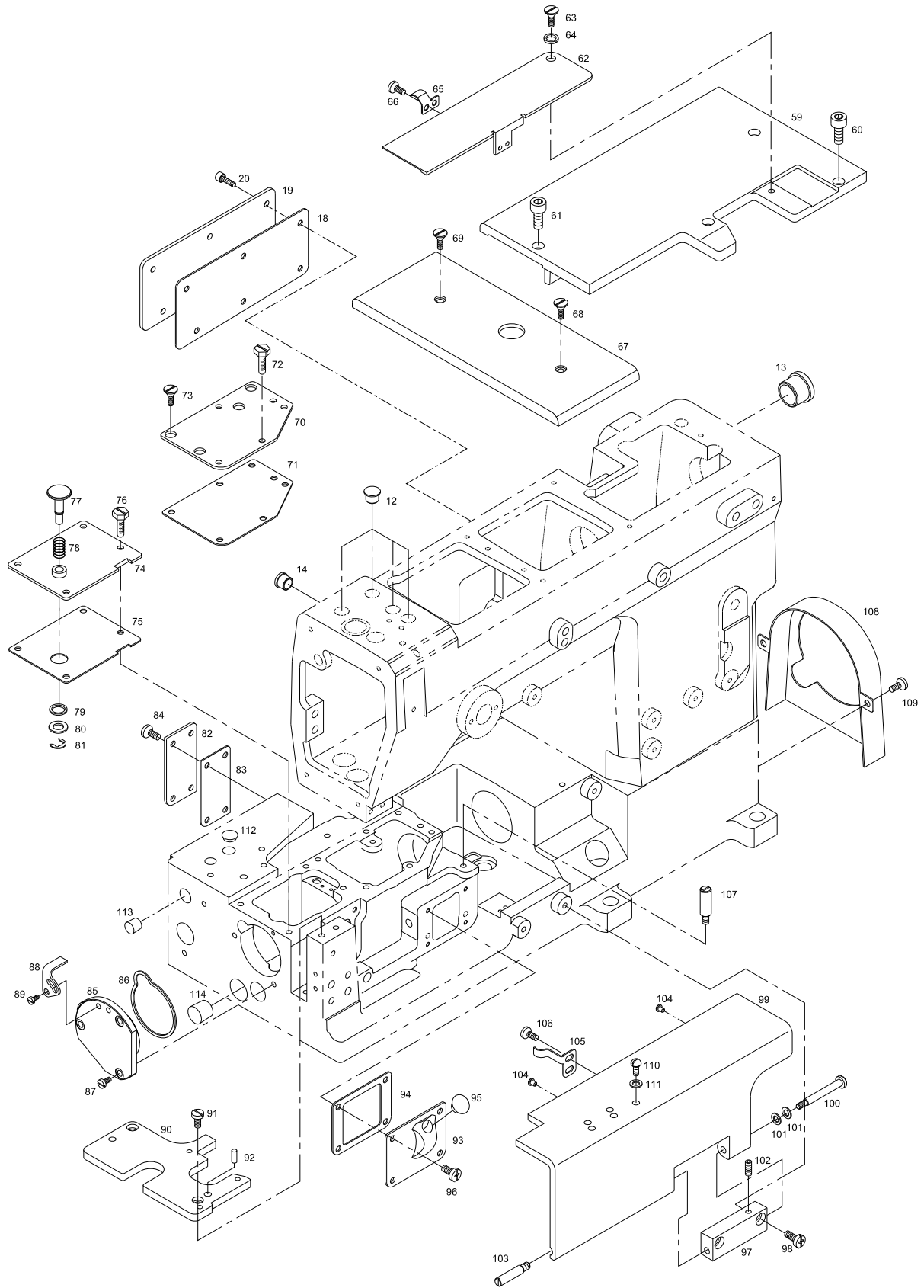


Ref. No.	Parts No.	Note	Name of Parts	품 명	Q'ty	Assembly No.
A-1	CAB-AA011400		Arm	암	1	
A-1-1	AS-001730-00		Arm&Bed Ass'y	암&베드(조)	1 Set	
A-2	CAB-AB006700		Bed	베드	1	
A-3	CMB-LA008400		Face Plate	면판	1	
A-4	CMB-FC002800		Gasket for Face Plate	면판 가스켓	1	
A-5	PSC-AC004900		Screw(M4×P0.7, L=12)	면판 고정나사	4	
A-6	DPK-CB000700		Rubber Cap for Face Plate	면판 고무마개	1	
A-7	CMB-LA008501		Top Cover	윗뚜껑	1	
A-8	CMB-FC002900		Gasket for Top Cover	윗뚜껑 가스켓	1	
A-9	PSC-AC004900		Screw(M4×P0.7, L=12)	윗뚜껑 고정나사	7	
A-10	DPK-CB002001		Rubber Cap for Top Cover	윗뚜껑 고무마개	1	
A-11	CLB-JJ000200		Oil Window	유창	1	
A-12	DPK-CB000700		Rubber Cap for Arm(Top)	암 상면 고무마개	4	
A-13	DPK-CB000101		Rubber Cap for Arm(Side)	암 측면 고무마개	1	
A-14	DPK-CB000700		Rubber Cap for Arm(Rear)	암 후면 고무마개	1	
A-15	CMB-LA009600		Needle Bar Cover	바늘대 실안내 커버	1	
A-16	CMB-BB005300		Guide for Needle Bar Cover	바늘대 실안내 커버 가이드	1	
A-17	DSC-BJ001900		Screw(M4×P0.7, L=7.8)	바늘대 실안내 커버 가이드 고정나사	2	
A-18	CMB-FC003000		Rear Cover Gasket for Arm	암후면커버 가스켓	1	
A-19	CMB-LB004800		Rear Cover for Arm	암후면커버	1	
A-20	PSC-AC013000		Screw(M4×P0.7, L=8)	암후면커버 고정나사	6	
A-21	CMB-BJ002700		Eye Guard Bracket 'A'	안전판 브라켓 'A'	1	
A-22	02-015SC-7113		Screw(M4×P0.7, L=7.8)	안전판 브라켓 'A' 고정나사	1	
A-23	CMB-BB005000		Eye Guard Bracket 'B'	안전판 브라켓 'B'	1	
A-24	DWS-CB000100		Spring Washer for Eye Guard	안전판 접시스프링 와셔	1	
A-25	DSC-FA006100		Stud Screw for Eye Guard Bracket	안전판 브라켓 단나사	1	
A-26	DSN-AA000900		Nut(11/64" n=40)	안전판 브라켓 고정너트	1	
A-27	CMB-LA008600		Eye Guard	안전판	1	
A-28	DWS-AA008500		Washer(d=3.2, D=6, t=0.5)	안전판 고정 와셔	2	
A-29	DSC-BJ003300		Screw(1/8" n=44, L=6.5)	안전판 고정 나사	2	
A-30	CMB-LA027600		Bed Rear Cover-L	베드후면커버(대)	1	
A-31	CMB-FC008500		Gasket for Bed Rear Cover-L	베드후면커버(대) 가스켓	1	
A-32	PSC-AC004900		Screw(M4×P0.7, L=12)	베드후면커버(대) 고정나사	4	
A-33	CMB-LA027700		Bed Side Cover	베드측면커버	1	
A-34	DSC-FA011300		Hinge Screw 'A' for Bed Side Cover	베드측면커버 힌지나사 'A'	1	
A-35	DWS-AA010600		Washer(d=5.2, D=10.5, t=1)	베드측면커버 힌지나사 'A' 스프링와셔	2	
A-36	DSC-HB003900		Hinge Screw 'B' for Bed Side Cover	베드측면커버 힌지나사 'B'	1	
A-37	PSC-CB000200		Screw(M4×P0.7, L=4)	베드측면커버 힌지나사 'A' 고정나사	1	
A-38	CMB-FD001400		Rubber Cushion(Large) for Bed Side Cover	베드측면커버 쿠션고무(대)	2	
A-39	CMB-FD001500		Rubber Cushion(Small) for Bed Side Cover	베드측면커버 쿠션고무(소)	2	
A-40	CMB-BB010200		Latch Spring for Bed Side Cover	베드측면커버 래치스프링	1	
A-41	DSC-BJ001900		Screw(M4×P0.7, L=5)	베드측면커버 래치스프링 고정나사	2	
A-42	DSC-HB004000		Rod for Fixing Bed Side Cover	베드측면커버 고정봉	1	
A-43	CMB-BB010300		Side Cover Holder	베드측면커버잡이	1	
A-44	DSC-BF005400		Screw(M4×P0.7, L=7.8)	베드측면커버잡이 고정나사	1	
A-45	PSN-AA001500		Nut(M4×P0.7)	베드측면커버잡이 스토퍼나사 홀더너트	1	
A-46	DSC-BF004300		Screw(M4×P0.7, L=16)	베드측면커버 스토퍼나사	1	
A-47	DSC-HC002500		Bed Support	베드다리	4	
A-48	CMB-BJ007000		Machine Number Plate	기번호판	1	
A-49	PPN-AD000100		Pin for Machine Number Plate	기번호판고정핀	2	
A-50	GP-006748-00		Model Mark	모델마크(M, 156G)	1	
A-51	PPN-AD000100		Pin for Model Mark	모델마크 고정핀	2	
A-52	CST-FG000300		Oil Reservoir Gasket	오일팬 가스켓	1	
A-53	CST-JA003400		Oil Pan	오일팬	1	
A-54	SC-000314-00		Screw(M6×P1.0, L=20)	오일팬 고정나사	6	
A-55	CST-FB000700		Drain Hole Seal	오일배출구 고무링	1	
A-56	DSC-BJ003400		Screw for Drain Hole	오일배출구 나사	1	

A

Machine Body Mechanism

외장 관계

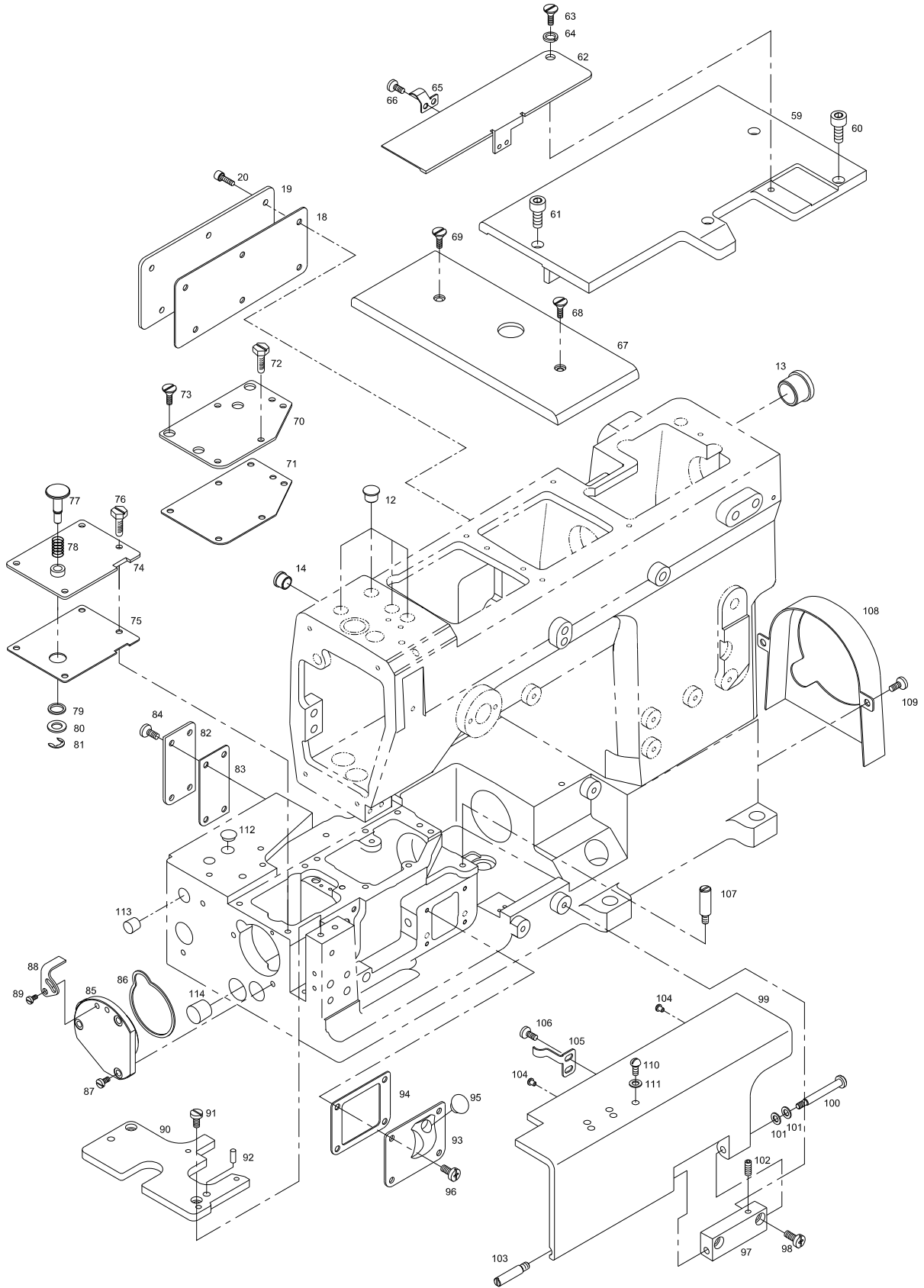


Ref. No.	Parts No.	Note	Name of Parts	품 명	Q'ty	Applied Period
A-57	CST-BJ002400		Wind Guide Plate	공기흐름 가이드판	1	
A-58	DSC-BJ001900		Screw(M4×P0.7, L=7.8)	공기흐름 가이드판 고정나사	3	
A-59	GP-006307-00		Bed Upper Cover(Large)	베드상면커버(대)-비사철	1	
A-60	PSC-DC000100		Screw(M4×P0.7, L=15)	베드상면커버(대) 고정나사'A'	3	
A-61	PSC-AC000200		Screw(M4×P0.7, L=10)	베드상면커버(대) 고정나사'B'	1	
A-62	GP-006809-00		Looper Cam Cover	루퍼캠커버(비사철)	1	
A-63	DSC-FA006100		Fixed Screw for Looper Cam Cover	루퍼캠커버 고정나사	1	
A-64	DWS-CB000100		Spring Washer for Looper Cam Cover	루퍼캠커버 고정나사 스프링와셔	1	
A-65	CMB-BJ009000		Looper Thread Take Up Cover Spring	루퍼실채기커버 스프링	1	
A-66	DSC-BF009200		Screw(M3×P0.5, L=2.6)	루퍼실채기커버 스프링 고정나사	2	
A-67	CMB-LA029900		Upper Plate(F) of Bed	베드상면커버(전)	1	
A-68	DSC-BB001100		Screw(M4×P0.7, L=7.3)	베드상면커버(전) 고정나사'A'	1	
A-69	DSC-BB003201		Screw(M4×P0.7, L=14)	베드상면커버(전) 고정나사'B'	1	
A-70	CMB-LA030000		Bed Top Cover(Right)-Non auto Trimmer	베드상면커버(우)-비사철	1	
A-71	CMB-FC008600		Gasket for Bed Top Cover(Right)	베드상면커버(우) 가스켓	1	
A-72	DSC-AA001500		Screw(M4×P0.7, L=10)	베드상면커버(우) 고정나사'A'	5	
A-73	DSC-BB003100		Screw(M4×P0.7, L=8)	베드상면커버(우) 고정나사'B'	2	
A-74	CMB-LA028001		Bed Top Cover(Left)	베드상면커버(좌)	1	
A-75	CMB-FC008701		Gasket for Bed Top Cover(Left)	베드상면커버(좌) 가스켓	1	
A-76	DSC-AA001500		Screw(M4×P0.7, L=10)	베드상면커버(좌) 고정나사	4	
A-77	DPN-BC008700		Main Feed Regulating Pushbutton	주이송 조절버튼	1	
A-78	DSP-AA018500		Main Feed Regulating Pushbutton Spring	주이송 조절버튼 스프링	1	
A-79	PPK-BA002500		O-Ring(P6)	주이송 조절버튼 O-Ring	1	
A-80	PWS-AA002700		Washer(호칭경6)	주이송 조절버튼 고정링와셔	1	
A-81	PSR-AC002000		Retaining Ring(호칭경4E형멈춤링)	주이송 조절버튼 고정링	1	
A-82	CMB-LA029800		Bed Rear Cover[Small]	베드후면커버(소)	1	
A-83	CMB-FC009100		Gasket for Bed Rear Cover[Small]	베드후면커버(소) 가스켓	1	
A-84	DSC-BF005400		Screw(M4×P0.7, L=7.8)	베드후면커버(소) 고정나사	4	
A-85	CMB-LA030200		Housing for Lower Shaft Bearing(F)	하축(전) 베어링 하우징	1	
A-86	CMB-FG000300		Ring for Lower Shaft Bearing(F) Housing	하축(전) 베어링 하우징 고무링	1	
A-87	DSC-BF005400		Screw(M4×P0.7, L=7.8)	하축(전) 베어링 하우징 고정나사	3	
A-88	CMB-BJ009100		Main Feed Regulating Pushbutton Stopper	주이송 조절버튼 스톱퍼	1	
A-89	DSC-BJ001900		Screw(M4×P0.7, L=5)	주이송 조절버튼 스톱퍼 고정나사	2	
A-90	CMB-BA001600		Base for Needle Plate	침판부착 베이스	1	Feb.05.09
A-91	DSC-BF005400		Screw(M4×P0.7, L=7.8)	침판부착 베이스 고정나사	2	
A-92	PPN-AA001400		Pin(D=5, L=15.2)	침판부착 베이스 결합핀	2	
A-93	CMB-LA030300		Bed Front Cover (S)	베드전면커버(소)	1	
A-94	CMB-FC009200		Bed Front Cover (S) Gasket	베드전면커버(소) 가스켓	1	
A-95	DPK-CB003600		Bed Front Cover (S) Rubber Plug	베드전면커버(소) 고무마개	1	
A-96	PSC-AC001800		Screw(M4×P0.7, L=8)	베드전면커버(소) 고정나사	4	
A-97	CMB-BB010400		Bracket for Bed Front Cover	베드전면커버 브라켓	1	
A-98	PSC-DC000100		Screw(M4×P0.7, L=15)	베드전면커버 브라켓 고정나사	2	
A-99	CMB-LA027800		Bed Front Cover(L)	베드전면커버(대)	1	
A-100	DSC-FA025200		Hinge Screw 'A' for Bed Front Cover	베드전면커버 힌지나사A	1	
A-101	DWS-AA010600		Washer(d=5.2, D=10.5, t=1)	베드전면커버 힌지나사A 와셔	2	
A-102	PSC-CB000200		Screw(M4×P0.7, L=4)	베드전면커버 힌지나사A 고정나사	1	
A-103	DSC-HB004100		Hinge Screw 'B' for Bed Front Cover	베드전면커버 힌지나사B	1	
A-104	CMB-FD001500		Rubber Cushion(Small) for Bed Front Cover	베드전면커버 쿠션고무(소)	2	
A-105	CMB-BJ009200		Latch Spring for Bed Front Cover	베드전면커버 래치스프링	1	
A-106	DSC-BJ001900		Screw(M4×P0.7 L=5)	베드전면커버 래치스프링 고정나사	2	
A-107	DSC-HB004000		Rod for Fixing Bed Front Cover	베드전면커버 고정봉	1	
A-108	CMB-LA029700		Cover for Oil Cooling fan	오일냉각팬 커버	1	
A-109	PSC-AC011000		Screw(M4×P0.7, L=6)	오일냉각팬 커버 고정나사	2	
A-110	PSC-BH000500		Screw(M5×P0.8, L=12)	베드전면커버 상면나사	5	
A-111	PWS-AA002800		Washer	베드전면커버 상면나사 와셔	5	
A-112	DPK-CB003600		Bed Top Rubber Plug	베드상면 고무마개	1	
A-113	DPK-CB000200		Cap for Feed Lift Block(R) Guide	들대블럭(후) 가이드마개	1	

A

Machine Body Mechanism

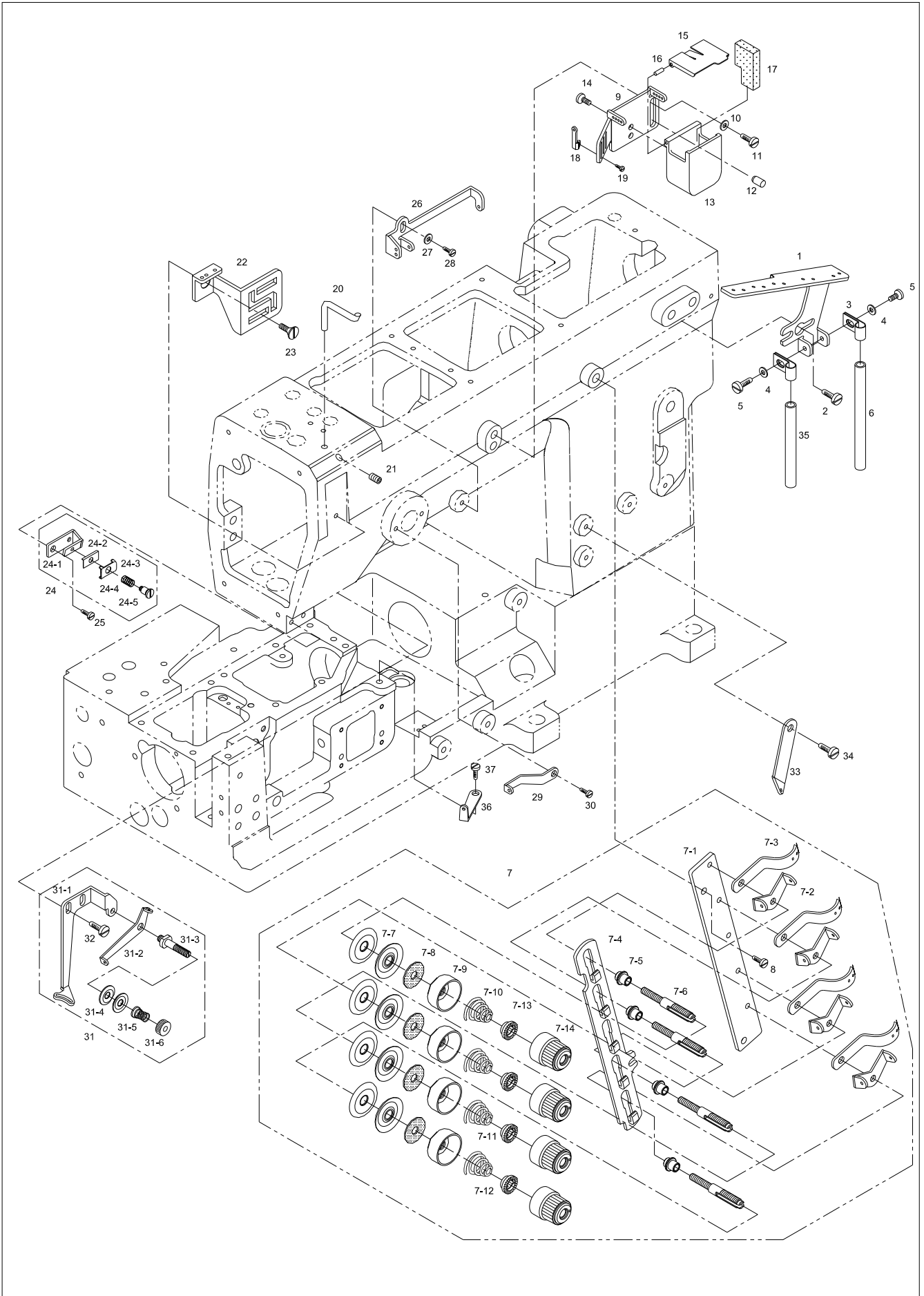
외장 관계



B

Thread Guide, Tension Adjusting Mechanism

실안내 및 실조절 장치 관계



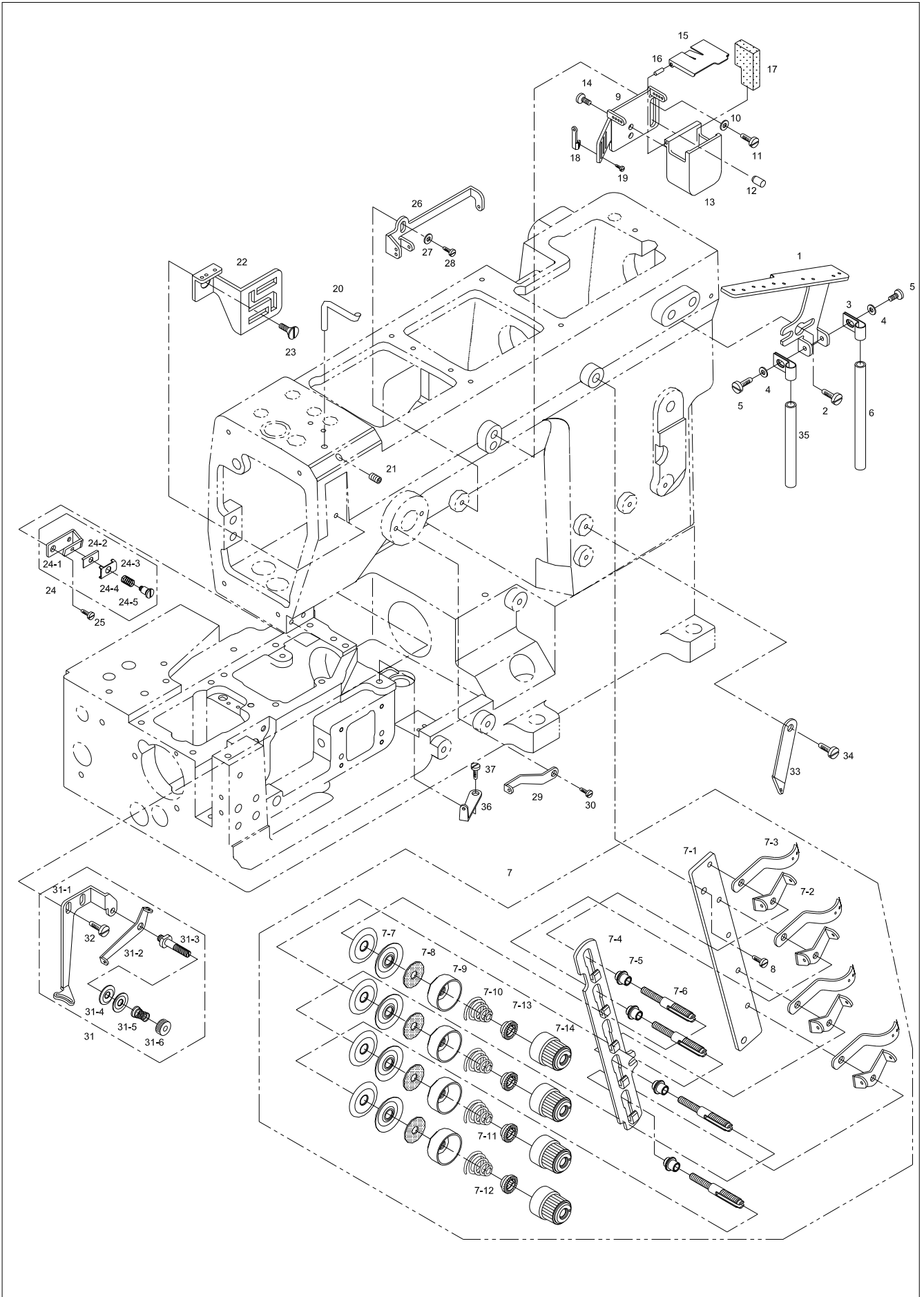


Ref. No.	Parts No.	Note	Name of Parts	품 명	Q'ty	Assembly No.
B-1	CMB-HK004000		Thread Guide Plate	실안내판	1	
B-2	DSC-BF005400		Screw	실안내판 고정나사(M4×P0.7, L=7.8)	2	
B-3	CMB-BG000400		Bracket for Thread Eyelet Pipe	실안내 파이프 브라켓	2	
B-4	PWS-AA001800		Washer	실안내 파이프 브라켓 와셔(d=4, D=8, t=0.8)	2	
B-5	DSC-BJ001400		Screw	실안내 파이프 브라켓 고정나사(9/64" n=40, L=6)	2	
B-6	CMB-BQ001500		Thread Eyelet Pipe(R)(Non-Auto Trimmer)	실안내 파이프(우)(비사절)	1	
B-7	ATA-PS005700		Thread Tension Device(Ass'y)	실조절장치(조)(비사절)	1 Set	
B-7-1	CTA-BJ003700		Tension Post Support(Non-Auto Trimmer)	실조절장치 베이스(비사절)	1	
B-7-2	CTA-HK000300		Thread Guide 'A' of Thread Tension Device	실조절장치 실안내 A	5	
B-7-3	CTA-HK000400		Thread Guide 'B' of Thread Tension Device	실조절장치 실안내 B	5	
B-7-4	CTA-BJ003800		Tension Disc Separator(Non-Auto Trimmer)	실조절장치 접시 열림판(비사절)	1	
B-7-5	CTA-BA000500		Tension Post Ferrule	실조절장치 포스트 베이스	5	
B-7-6	CTA-HM001300		Tension Post	실조절장치 포스트	5	
B-7-7	CTA-HL000200		Tension Disc	실조절장치 접시	10	
B-7-8	CTA-JL000100		Felt for Thread Tension Device	실조절장치 펠트	5	
B-7-9	CTA-BD000400		Retainer for Thread Tension Spring Cap	실조절장치 캡받침	5	
B-7-10	DSP-BA001600		Needle Thread Tension Spring	바늘실 장력조절 스프링	3	
B-7-11	DSP-BA001700		Top Cover Thread Tension Spring	장식실 장력조절 스프링	1	
B-7-12	DSP-BA001700		Looper Thread Tension Spring	루퍼실 장력조절 스프링	1	
B-7-13	CTA-BN000300		Stopper for Tension Spring	실조절장치 스프링 스토퍼	5	
B-7-14	DSN-CD000300		Thread Tension Spring Cap(Ass'y)	실조절장치 캡(조)	5Set	
	GP-001461-00		Thread Tension Spring Cap	실조절장치 캡	5	
	GP-001462-00		Bushing for Thread Tension Spring Cap	실조절장치 캡 붓심	5	
B-8	DSC-BF005400		Screw	실조절장치 베이스 고정나사(M4×P0.7, L=7.8)	2	
B-9	CMB-BB005600		Bracket for Oil Container	바늘실 급유탱크 브라켓	1	
B-10	PWS-AA001800		Washer	바늘실 급유탱크 브라켓 와셔(호칭경4)	1	
B-11	DSC-BF005400		Screw	바늘실 급유탱크 브라켓 고정나사(M4×P0.7, L=7.8)	1	
B-12	DPN-AA007100		Pin for Oil Container Bracket	바늘실 급유탱크 브라켓 고정핀	1	
B-13	CMB-JB000400		Oil Tank	바늘실 급유탱크	1	
B-14	PSC-DA000700		Screw	바늘실 급유탱크 고정나사(F형 ST2.2, L=5.5)	2	
B-15	CMB-LA010200		Oil Tank Cover	바늘실 급유탱크 커버	1	
B-16	PPN-AF000900		Spring Pin	바늘실 급유탱크 커버 스프링핀(호칭경 2, L=6)	2	
B-17	CMB-JL000400		Oil Tank Felt	바늘실 급유탱크 펠트	1	
B-18	CMB-HK004400		Needle Thread Eyelet	바늘실 아일렛	3	
B-19	DSC-BF001300		Screw	바늘실 아일렛 고정나사(3/32" n=56, L=3.8)	3	
B-20	CMB-BH000200		Needle Thread Guide	바늘실 가이드	1	
B-21	PSC-CB001700		Screw	바늘실 가이드 고정나사(M4×P0.7, L=10)	1	
B-22	CMB-BJ003300		Cover for Needle Thread Take Up	바늘실 실채기 커버	1	
B-23	DSC-BB001100		Screw	바늘실 실채기 커버 고정나사(M4×P0.7, L=7)	1	
B-24	ATA-PS002000		Supplementary Tension Device for Needle Thread(Ass'y)	바늘실 보조 장력조절 장치(조)	1Set	
B-24-1	CTA-BB000800		Needle Thread Retainer Support	바늘실 보조 장력조절 브라켓	1	
B-24-2	CTA-BJ001600		Needle Thread Retainer Disc Support	바늘실 보조 장력조절 디스크 지지판	1	
B-24-3	CTA-HL000900		Needle Thread Retainer Disc	바늘실 보조 장력조절 디스크	1	
B-24-4	DSP-AA004200		Needle Thread Retainer Spring	바늘실 보조 장력조절 스프링	1	
B-24-5	DSC-FD000800		Screw for Needle Thread Retainer	바늘실 보조 장력조절 나사	1	
B-25	DSC-BJ001900		Screw	바늘실 보조 장력조절 브라켓 고정나사(M4×P0.7, L=7.8)	1	
B-26	CMB-HK004300		Top Cover Thread Eyelet(Right)	장식실 아일렛(우)	1	
B-27	PWS-AA001800		Washer	장식실 아일렛(우) 와셔(호칭경4)	1	
B-28	DSC-BF005400		Screw	장식실 아일렛(우) 고정나사(M4×P0.7, L=7.8)	1	
B-29	CMB-HK003900		Top Cover Thread Eyelet(Left)	장식실 아일렛(좌)	1	
B-30	DSC-BF005400		Screw	장식실 아일렛(좌) 고정나사(M4×P0.7, L=7.8)	1	
B-31	AS-001700-00		Supplementary Tension Device for Top Cover Thread(Ass'y)	장식실 보조 장력조절장치(조)	1Set	
B-31-1	GP-006284-00		Top Cover Thread Guide	장식실 가이드	1	
B-31-2	CTA-HK000500		Supplementary Guide of Top Cover Thread	장식실 보조 가이드	1	
B-31-3	CTA-HM001400		Post for Controlling Top Cover Thread Tension	장식실 보조 장력조절 봉	1	
B-31-4	CTA-HL000800		Supplementary Tension Disc of Top Cover Thread	장식실 보조 장력조절 접시	2	
B-31-5	DSP-BA001800		Supplementary Tension Spring for Top Cover Thread	장식실 보조 장력조절 스프링	1	

B

Thread Guide, Tension Adjusting Mechanism

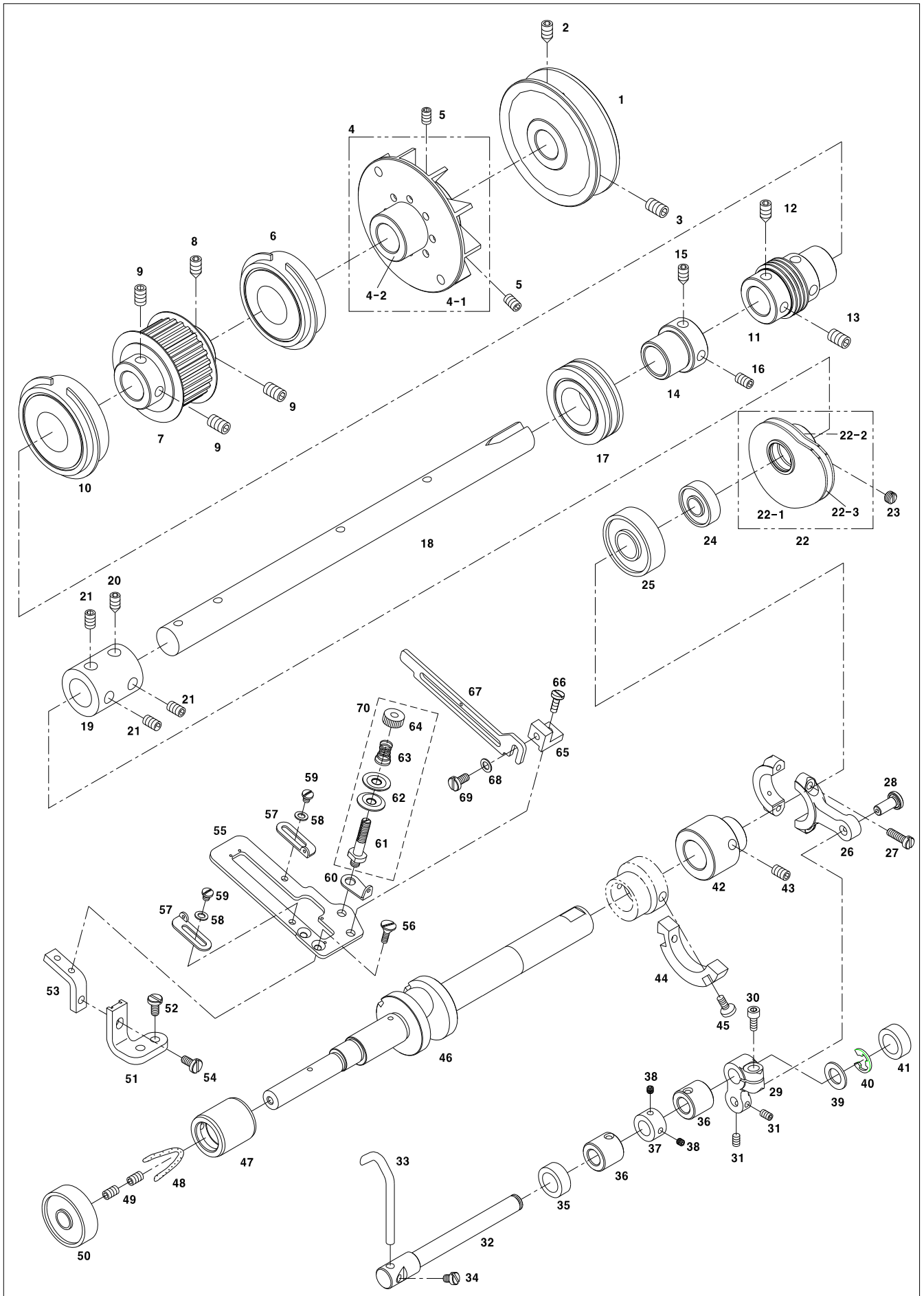
실안내 및 실조절 장치 관계



C

Lower Shaft Mechanism

하축 관계

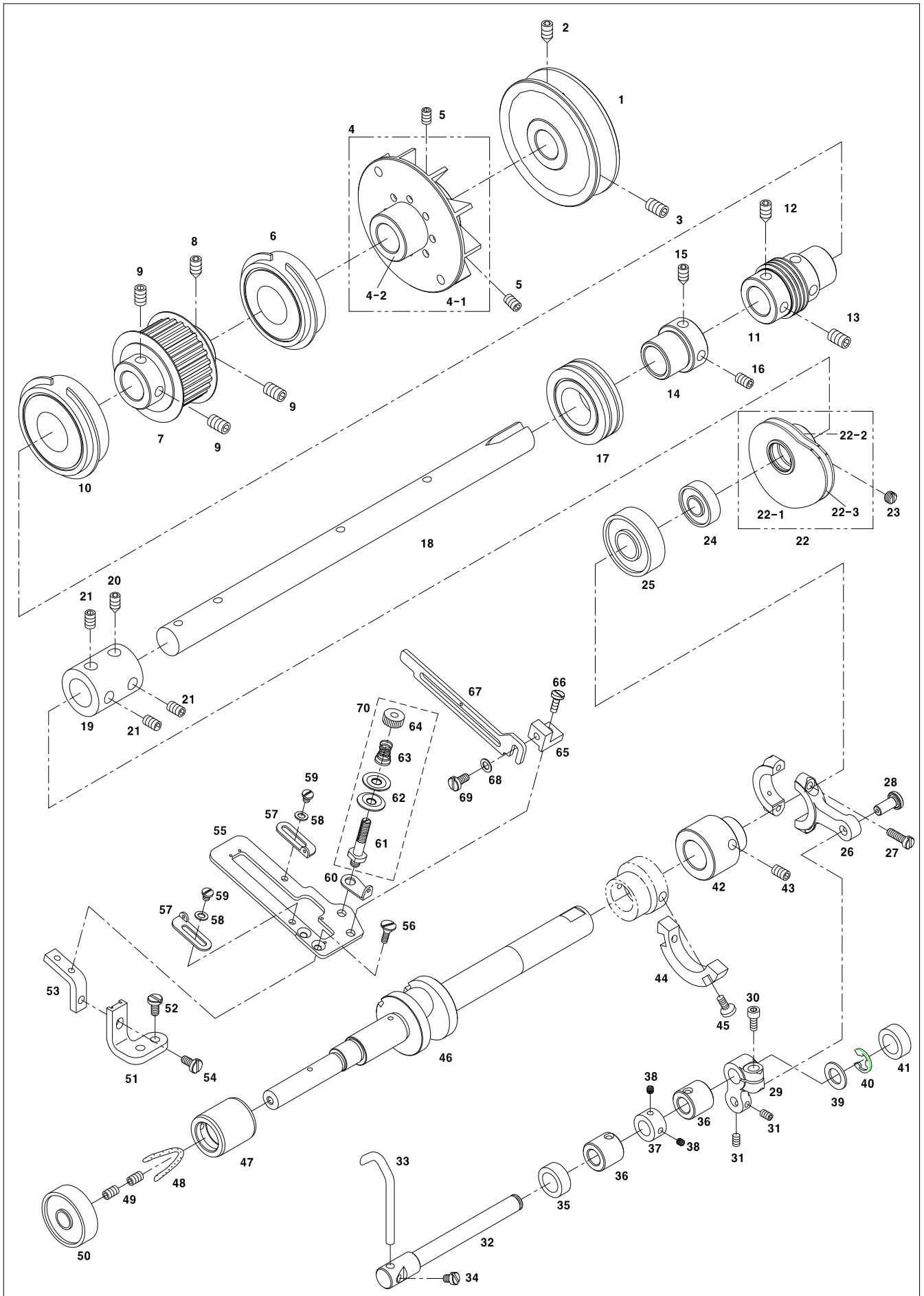


Ref. No.	Parts No.	Note	Name of Parts	품 명	Q'ty	Assembly No.
C-1	DPL-AA000500		Pulley for Lower Shaft	하축폴리	1	
C-2	DSC-CB001800		Screw(1/4" n=40 L=9)	하축폴리 고정나사 A	1	
C-3	DSC-CB000400		Screw(1/4" n=40 L=6)	하축폴리 고정나사 B	1	
C-4	ALS-PS000700		Oil Cooling Fan[Ass'y]	오일 냉각팬 [조]	1Set	
C-4-1	CLS-BR000100		Oil Cooling Fan	오일 냉각팬	1	
C-4-2	DBS-DB002700		Rear Bearing Bushing for Lower Shaft(Rear)	하축(후) 후 베어링 붓싱	1	
C-5	PSC-CB000200		Screw(M4×P0.7, L=4)	오일냉각팬(조)고정나사	2	
C-6	PBR-AA004800		Ball Bearing(NTN 6205LB NR)	하축(후) 후베어링	1	
C-7	DPL-BA000201		Timing Pulley for Lower Shaft	하축 타이밍폴리	1	
C-8	DSC-CB001800		Screw(1/4" n=40 L=9)	하축 타이밍폴리 고정나사 A	1	
C-9	DSC-CB000400		Screw(1/4" n=40 L=6)	하축 타이밍폴리 고정나사 B	3	
C-10	PBR-AA004700		Ball Bearing(M)(NTN 6204LB NR)	하축(후) 중베어링	1	
C-11	DGR-AG000200		Driving Worm for Oil Pump	오일펌프 구동웜	1	
C-12	DSC-CB001800		Screw(1/4" n=40 L=9)	오일펌프 구동웜 고정나사 A	1	
C-13	DSC-CB000400		Screw(1/4" n=40 L=6)	오일펌프 구동웜 고정나사 B	1	
C-14	DCL-AB001400		Ball Bearing bushing (F)	하축(후) 전베어링 붓싱	1	
C-15	DSC-CB001800		Screw(1/4" n=40 L=9)	하축(후) 전베어링 붓싱 고정나사 A	1	
C-16	DSC-CB000400		Screw(1/4" n=40 L=6)	하축(후) 전베어링 붓싱 고정나사 B	1	
C-17	PBR-AA004900		Ball Bearing(F)(NTN 6004Z; 2 O-ring)	하축(후) 전베어링	1	
C-18	CLS-KC004100		Lower Shaft(Rear)	하축(후)	1	
C-19	DCR-AH000600		Lower Shaft Coupling	하축 커플링	1	
C-20	DSC-CB001800		Screw(1/4" n=40 L=9)	하축 커플링 고정나사 A	1	
C-21	DSC-CB000400		Screw(1/4" n=40 L=6)	하축 커플링 고정나사 B	3	
C-22	ALS-PS001200		Looper Cam [Ass'y]	루퍼캠 [조]	1Set	
C-22-1	CLS-DF000300		Looper Cam	루퍼캠	2	
C-22-2	DCL-AB005600		Looper Cam Collar	루퍼캠 카라	1	
C-22-3	DCL-BA002100		Looper Cam Spacer	루퍼캠 스페이서	1	
C-23	DSC-CA006600		Screw(7/32" n=32, L=3.6)	루퍼캠 [조] 고정나사	2	
C-24	PPK-AD000300		Oil Seal	하축(전) 후 베어링 오일실	1	
C-25	PBR-AA012300		Lower Crank Shaft (R) Bearing(NTN 6002)	하축(전) 후 베어링	1	
C-26	CLS-CC000200		Needle Guard Connecting Rod	바늘안내 연결 로드	1	
C-27	DSC-BF018100		Screw(9/64" n=40, L=12)	바늘안내 연결 로드 고정나사	2	
C-28	DPN-AD012800		Pin for Needle Guard Connecting Rod	바늘안내 연결 로드 핀	1	
C-29	CLS-BB002300		Needle Guard Driving Arm	바늘안내 구동 암	1	
C-30	PSC-AC006100		Screw(M5×0.8, L=15)	바늘안내 구동 암 고정나사	1	
C-31	PSC-AC010700		Screw(M3×0.5, L=6)	바늘안내 연결 로드핀 고정나사	2	
C-32	CLS-KC004400		Needle Guard Shaft	바늘안내축	1	
C-33	CLS-HG000100		Needle Guard (R)	바늘안내(후)	1	
C-34	DSC-BF020500		Screw(9/64" n=40, L=4.5)	바늘안내(후) 고정나사	1	
C-35	PPK-AG000100		Needle Guard Shaft Oil Seal A	니들가드축 붓싱 오일셀 A	1	
C-36	DBS-DA039200		Needle Guard Shaft Bushing	니들가드축 붓싱	2	
C-37	DCL-AA008900		Needle Guard Shaft Collar	바늘안내축 카라	1	
C-38	DSC-CB001400		Screw(M3×0.5, L=3)	바늘안내축 고정나사	2	
C-39	DCL-BA002000		Needle Guard Shaft Spacer	바늘안내축 스페이서	1	
C-40	PSR-AC002100		Needle Guard Shaft E-Ring	바늘안내축 E링	1	
C-41	PPK-AZ000800		Needle Guard Shaft Oil Seal B	니들가드축 붓싱 오일셀 B	1	
C-42	CLS-DC000100		Needle Guard (R) Eccentric Cam	바늘안내(후) 편심캠	1	
C-43	DSC-CB000700		Screw(M5×0.8, L=5)	바늘안내(후) 편심캠 고정나사	2	
C-44	CLS-DB000100		Lower Shaft(F) Balance	하축(전) 밸런스	1	
C-45	PSC-AC010700		Screw(M3×0.5, L=7)	하축(전) 밸런스 고정나사	2	
C-46	AS-007054-00		Lower Crank Shaft	하축(전)	1	
C-47	DBS-DA040000		Lower Shaft Front Bushing	하축(전) 붓싱	1	
C-48	CLB-JD001400		Oil Wick (3×L80)	하축(전) 유심	1	
C-49	PSC-CB000200		Screw(M4×0.7, L=4)	하축(전) 마개나사	2	
C-50	PBR-AA012400		Lower Crank Shaft (F) Bearing(NTN6300LB)	하축(전) 전 베어링	1	
C-51	CMB-BB011600		Supporting Looper Thead Guide Plate	루퍼실 안내판 지지대	1	
C-52	DSC-BF005400		Screw(M4×0.7, L=7.8)	루퍼실 안내판 지지대 고정나사	2	

C

Lower Shaft Mechanism

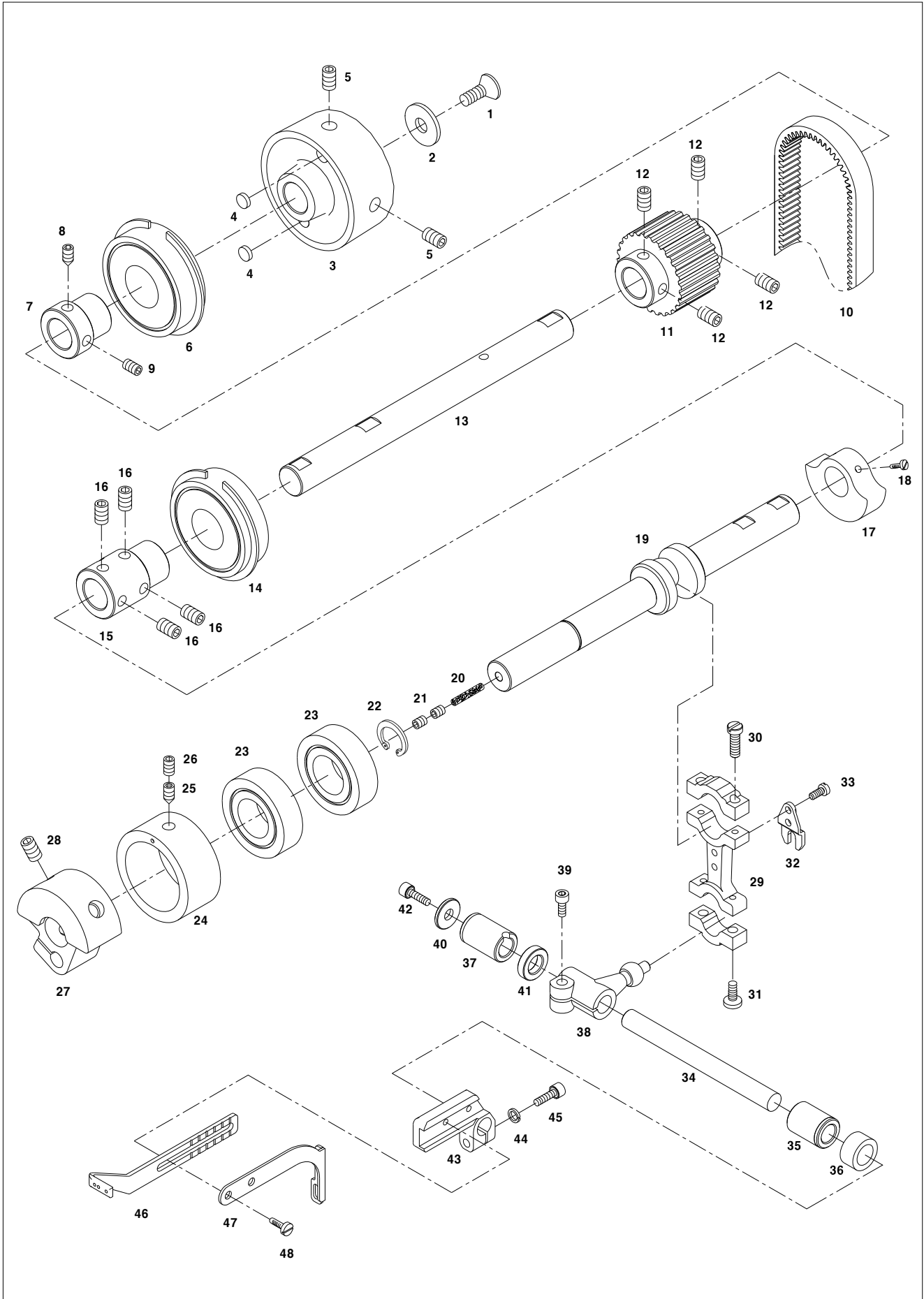
하축 관계



D

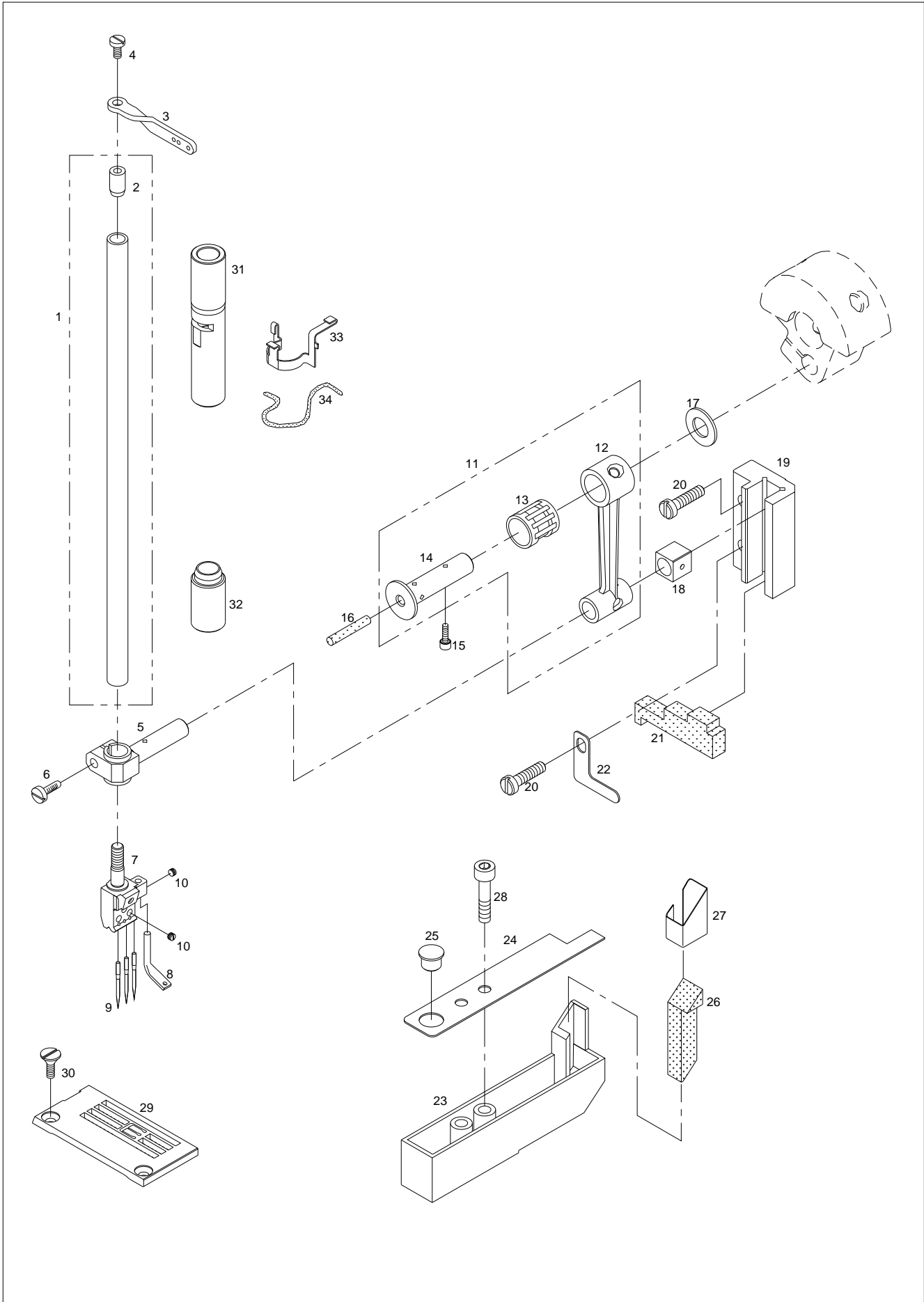
Upper Shaft Mechanism

상축 관계





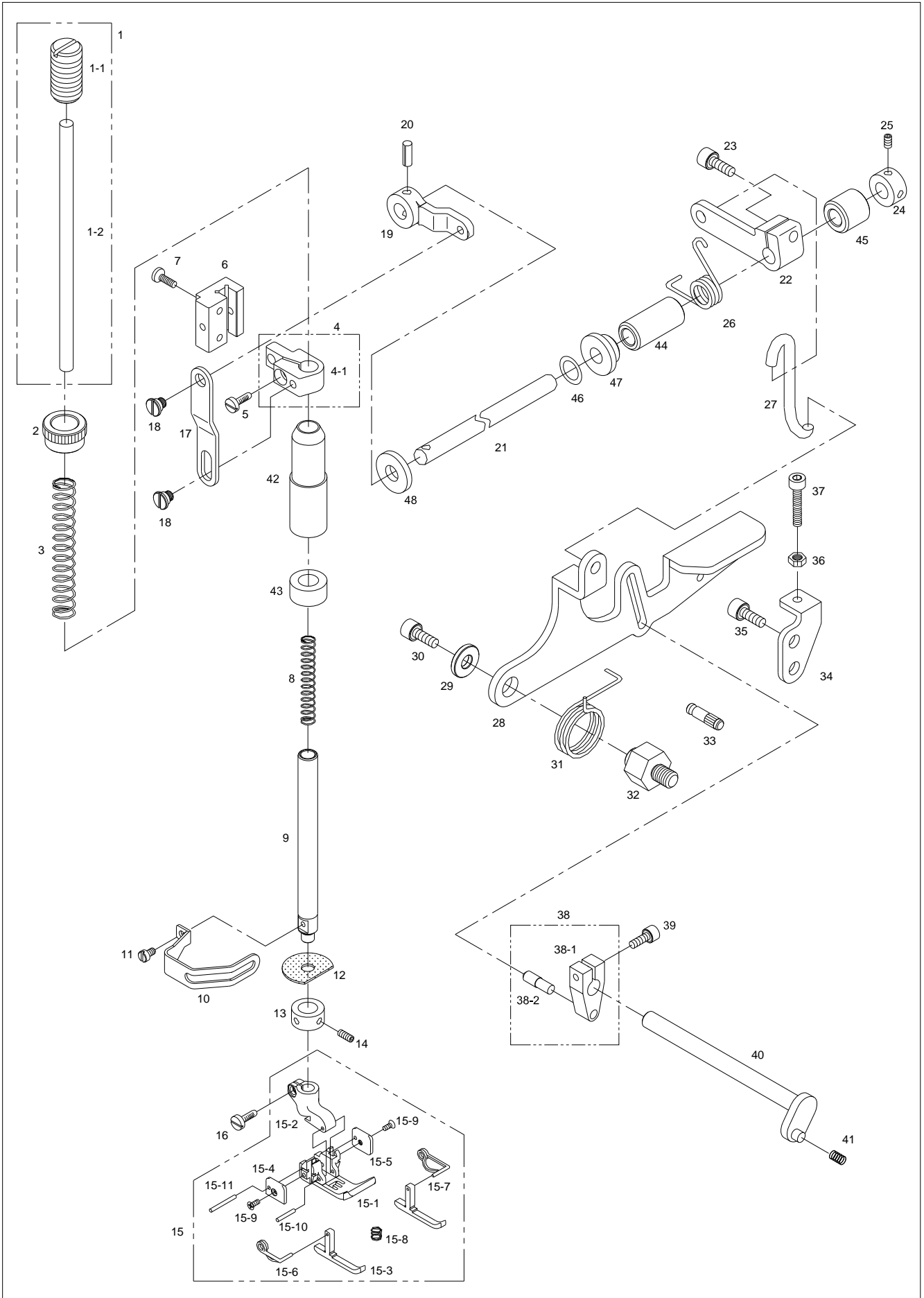
Ref. No.	Parts No.	Note	Name of Parts	품 명	Q'ty	Assembly No.
D-1	DSC-BB002300		Screw(M6×P1.0, L=16)	마개나사	1	
D-2	DPK-CY000100		Stopper for Upper Shaft Pulley	상축풀리 마개	1	
D-3	CUS-CP000600		Upper Shaft Pulley	상축풀리	1	
D-4	12-003A-2507		Magnet for Upper Shaft Pulley	상축풀리 자석	2	
D-5	DSC-CB000400		Screw(1/4" n=40 L=6)	상축풀리 고정나사	2	
D-6	PBR-AA004700		Ball Bearing(NTN 6204LB NR)	상축 후베어링	1	
D-7	DCL-AB001400		Bearing Bushing (R) for Upper Shaft	상축 후베어링 붓싱	1	
D-8	DSC-CB001800		Screw(1/4" n=40 L=9)	상축 후베어링 붓싱 고정나사 A	1	
D-9	DSC-CB000400		Screw(1/4" n=40 L=6)	상축 후베어링 붓싱 고정나사 B	1	
D-10	PBT-BA000100		Timing Belt(Unittta 220 XL 075)	상하축 타이밍벨트	1	
D-11	DPL-BA000101		Timing Pulley for Upper Shaft	상축 타이밍풀리	1	
D-12	DSC-CB000400		Screw(1/4" n=40 L=6)	상축 타이밍풀리 고정나사	4	
D-13	CUS-KC000800		Upper Shaft (R)	상축(후)	1	
D-14	PBR-AA004700		Ball Bearing(NTN 6204LB NR)	상축 중베어링	1	
D-15	DCL-AB001300		Bearing Bushing (M) for Upper Shaft	상축 중베어링 붓싱	1	
D-16	DSC-CB000400		Screw(1/4" n=40 L=6)	상축 중베어링 붓싱 고정나사	4	
D-17	CUS-DB000200		Balance for Upper Shaft	상축 밸런스	1	
D-18	DSC-BF005400		Screw(M4×P0.7, L7.8)	상축 밸런스 고정나사	2	
D-19	CUS-KG001400		Upper Shaft (F)	상축(전)	1	
D-20	CLB-JD001000		Oil Wick(φ3, L=85)	상축(전) 유심	1	
D-21	PSC-CB000200		Screw(M4×P0.7, L=4)	상축(전) 유심 마개나사	2	
D-22	PSR-AA000200		C-ring	상축(전) C형 멈춤링(호칭경15)	1	
D-23	PBR-AA005000		Ball Bearing(NTN 6202LB)	상축 전베어링	2	
D-24	DBS-DA008701		Housing for Upper Shaft Bearing(F)	상축 전베어링 하우징	1	
D-25	DSC-CB001800		Screw(1/4" n=40 L=9)	상축 전베어링 하우징 고정나사 A	1	
D-26	DSC-CB001000		Screw(1/4" n=40 L=4.5)	상축 전베어링 하우징 고정나사 B	1	
D-27	CUS-DA003301		Link Cam	링크캠	1	
D-28	DSC-CB001900		Screw(5/16" n=24 L=15.5)	링크캠 고정나사	2	
D-29	CUS-CC000100		Connect Rod for Take Up Driver	실채기축 구동레버 연결로드	1	
D-30	DSC-BF010600		Screw(11/64" n=32, L=13)	구동레버 연결로드 고정나사'A'	2	
D-31	DSC-BF019900		Screw(9/64" n=40, L=10)	구동레버 연결로드 고정나사'B'	2	
D-32	CUS-BJ000800		Guide for Thread Take Up Driving Lever Shaft	실채기축 구동레버 안내	1	
D-33	DSC-BJ003600		Screw(1/8" n=44, L=7.5)	구동레버 안내 고정나사	2	
D-34	CUS-KC001100		Driving Shaft for Thread Takp Up	실채기 구동축	1	
D-35	DBS-DA012100		Bushing(F) for Thread Take Up Shaft	실채기축 전붓싱	1	
D-36	PPK-AZ000700		Oil Seal	실채기축 전붓싱 오일씸	1	
D-37	DBS-DA012001		Bushing(R) for Thread Take Up Shaft	실채기축 후붓싱	1	
D-38	CUS-CM000100		Driving Lever for Thread Take Up Shaft	실채기축 구동레버	1	
D-39	PSC-AC001200		Screw(M6×P1.0, L=14)	실채기축 구동레버 고정나사	1	
D-40	DWS-AA004600		Washer(d=5.5, D=15, t=1.8)	실채기축 구동레버 와셔	1	
D-41	DCL-BB001500		Spacer for Thread Take Up Driving Lever	실채기축 구동레버 스페이서	1	
D-42	PSC-AC011100		Screw(M5×P0.8, L=12)	실채기 구동축 나사	1	
D-43	CUS-BB001000		Bracket for Thread Take Up Lever	실채기 브라켓	1	
D-44	DWS-AA000600		Washer(D1=5.3, D2=10, t=1)	실채기 브라켓 와셔	1	
D-45	PSC-AC006100		Screw(M5×P0.8, L=15)	실채기 브라켓 고정나사	1	
D-46	CUS-HK000100		Needle Thread Take Up Lever	바늘실 실채기	1	
D-47	CUS-HK000200		Top Cover Thread Takp Up Lever	장식실 실채기	1	
D-48	DSC-BJ006100		Screw(9/64" n=40, L=7)	실채기 고정나사	2	



F

Presser Foot Mechanism

누름대관계



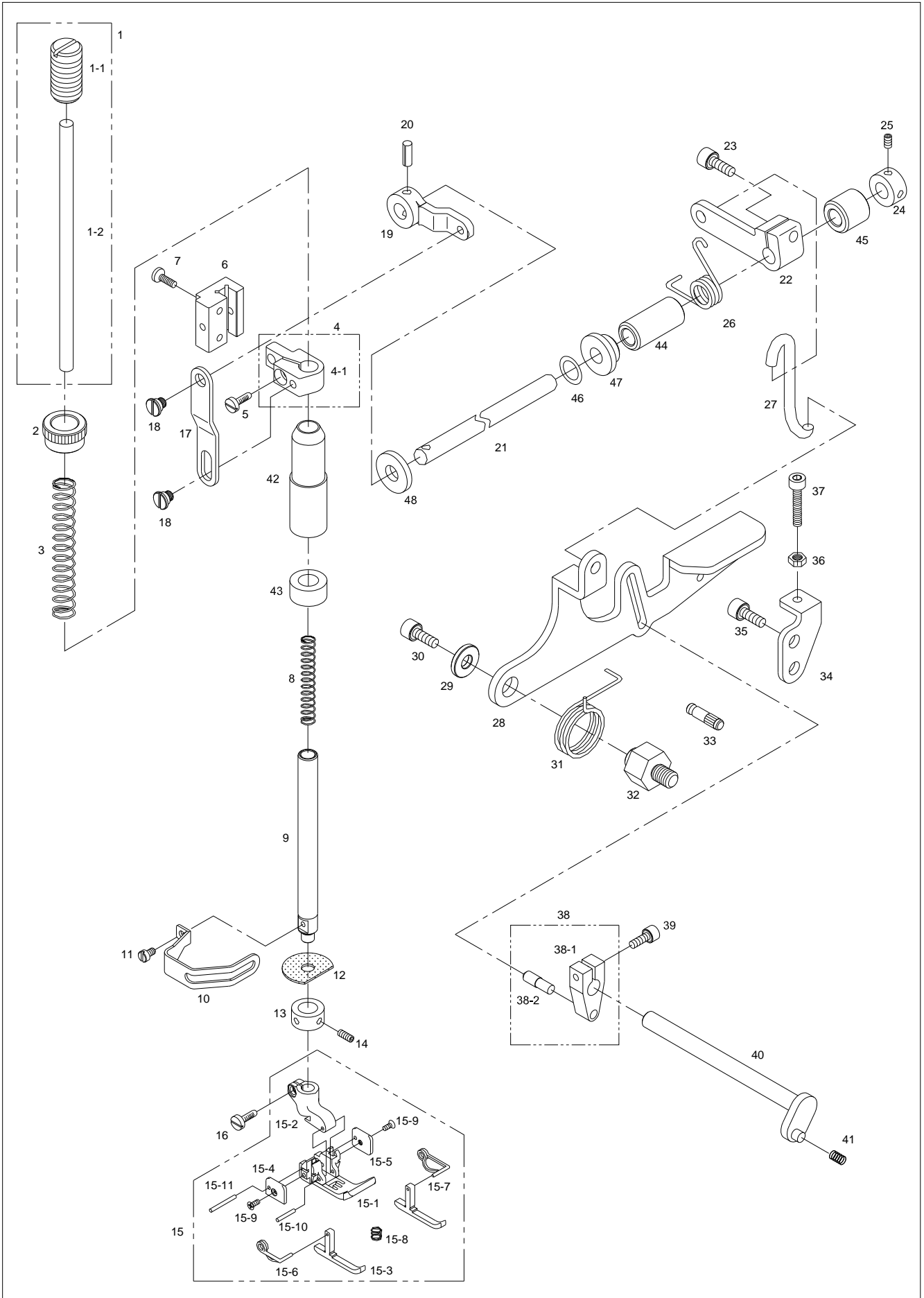


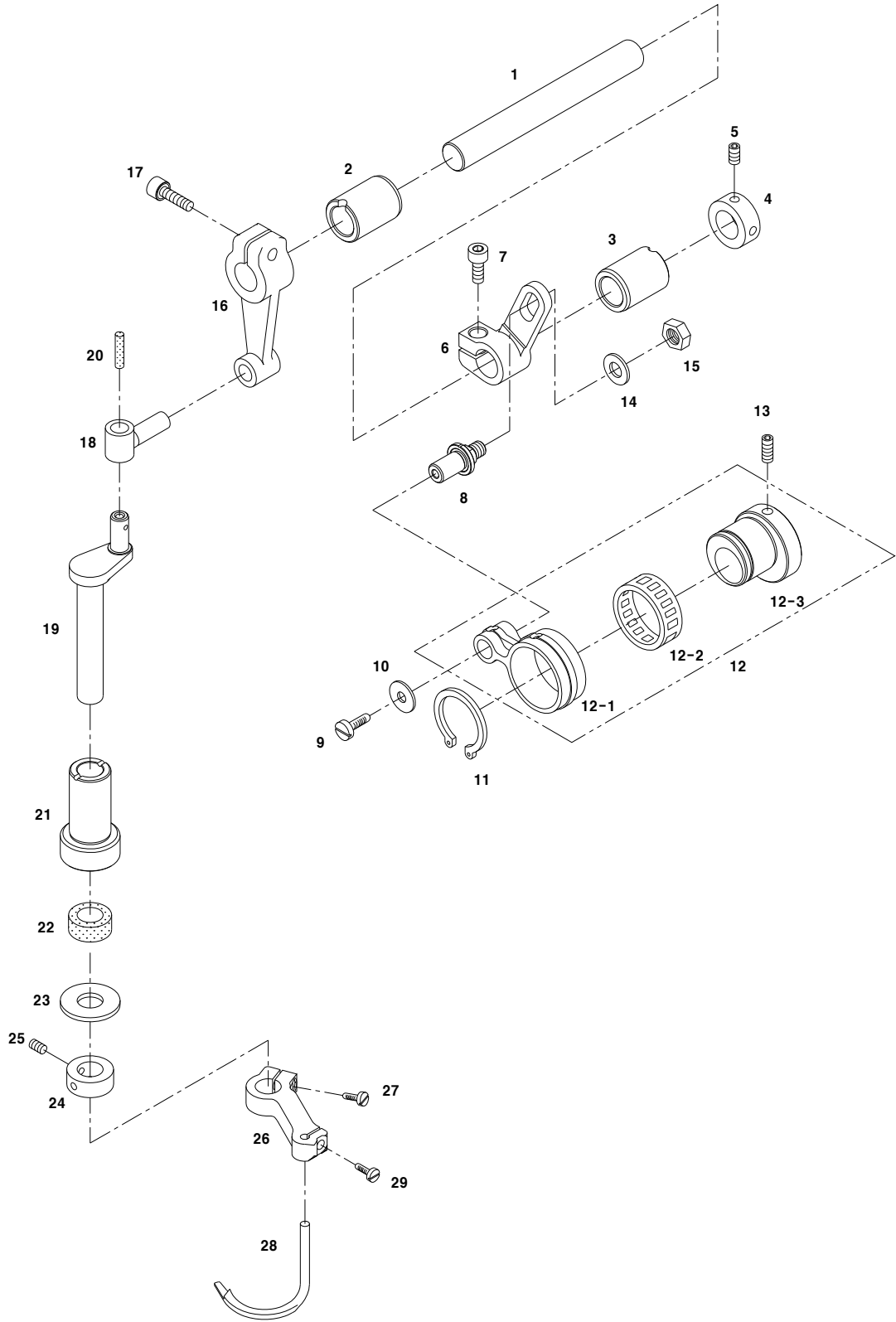
Ref. No.	Parts No.	Note	Name of Parts	품 명	Q'ty	Applied Period
F-1	AS-001304-00		Pressure Regulating Screw [Ass'y]	누름대 압력조절나사[조]	1set	
F-1-1	DSC-HA000300		Pressure Regulating Screw	누름대 압력조절나사	1	
F-1-2	CPB-KC001400		Guide for Pressure Regulating Screw Spring	누름대 압력조절나사 스프링가이드	1	
F-2	DSN-CC000300		Nut for Pressure Regulating Screw	누름대 압력조절나사 너트	1	
F-3	DSP-AA017500		Presser Bar Spring (L)	누름대스프링(대)	1	
F-4	AS-001303-00		Holder for Presser Bar[Ass'y]	누름대잡이[조]	1set	
F-4-1	CPB-BF001900		Holder for Presser Bar	누름대잡이	1	
F-5	DSC-BF004100		Screw(M4×P0.7, L=8)	누름대잡이 고정나사	1	
F-6	CPB-BK000200		Guide Block for Presser Bar Holder	누름대잡이 안내 블럭	1	
F-7	DSC-BF001200		Screw(11/64" n=40 L=16)	누름대잡이 안내 블럭 고정나사	2	
F-8	DSP-AA017600		Presser Bar Spring (S)	누름대스프링(소)	1	
F-9	CPB-KB000500		Presser Bar	누름대	1	
F-10	CPB-BJ000400		Finger Guard	핑거가아드	1	
F-11	DSC-BF006700		Screw(M3×P0.5, L=5)	핑거가아드 고정나사	1	
F-12	CPB-FA000100		Oil Protector Ring for Presser Bar	누름대 오일막이 링	1	
F-13	DCL-AA003500		Collar For Presser Bar	누름대카라	1	
F-14	PSC-CB000200		Screw(M4×P0.7, L=4)	누름대카라 고정나사	2	
F-15	AGA-PS001301		Presser Foot [Ass'y]	노루발[조]	1set	
F-15-1	CGA-GC001100		Presser Foot(Lower)	노루발(하)	1	Feb.23.09
F-15-2	CGA-GC001000		Presser Foot(Upper)	노루발(상)	1	
F-15-3	CGA-GC001200		Sub- Presser Foot	보조노루발	2	
F-15-4	CGA-BJ000400		Guide(L) for Sub-Presser Foot	보조노루발 가이드(좌)	1	
F-15-5	CGA-BJ000500		Guide(R) for Sub-Presser Foot	보조노루발 가이드(우)	1	
F-15-6	DSP-AC004200		Presser Foot Spring (L)	노루발 스프링(좌)	1	
F-15-7	DSP-AC004100		Presser Foot Spring (R)	노루발 스프링(우)	1	
F-15-8	DSP-AA004300		Presser Foot Spring (Lower)	노루발 스프링(하)	1	
F-15-9	DSC-BB003300		Screw(3/32" n=56 L=5.5)	보조 노루발 가이드 나사	2	
F-15-10	DPN-AA007200		Pin(φ1.6, L=11)	노루발 결합 한지핀	1	
F-15-11	PPN-AF001900		Spring Pin	노루발 스프링핀(호칭경1.6,L=20)	1	
F-16	DSC-BJ001400		Screw(9/64" n=40 L=6)	노루발[조] 고정나사	1	
F-17	CPM-CA000700		Link for Presser Bar	누름대 링크	1	
F-18	DSC-FA011100		Hinge Screw for Presser Bar Link	누름대 링크 고정 단나사	2	
F-19	CPM-CB000700		Lifter Link Lever for Presser Bar	누름대 올림 링크레버	1	
F-20	PPN-AF001600		Spring Pin	무릎올림축 스프링핀(호칭경4,L=16)	1	
F-21	CPM-KC000600		Knee-lifting Shaft	무릎올림축	1	
F-22	CPM-CB000600		Knee-Lifting Connecting Crank	무릎올림 연결크랭크	1	
F-23	PSC-AC006100		Screw(M5×P0.8, L=15)	무릎올림축 연결크랭크 고정나사	1	
F-24	DCL-AA004400		Collar for Knee-Lift Shaft	무릎올림축 카라	1	
F-25	DSC-CB000300		Screw(11/64" n=40 L=5)	무릎올림축 카라 고정나사	2	
F-26	DSP-AC003900		Spring for Knee-lifting Connecting Crank	무릎올림 연결크랭크 스프링	1	
F-27	CPM-BH000400		Knee-lifting Link	무릎올림 링크	1	
F-28	CST-CM000400		Knee-lifting Lever(Non-auto. Trimmer)	무릎올림 레버(비사절)	1	
F-29	DWS-AA010500		Washer for Knee-lifting Lever	무릎올림 레버 와셔	1	
F-30	PSC-AC004600		Screw(M6×P1.0, L=10)	무릎올림 레버 나사	1	
F-31	DSP-AC004000		Spring for Knee-lifting Lever	무릎올림 레버 스프링	1	
F-32	DSC-FG000500		Knee-lifting Hinge	무릎올림 힌지	1	
F-33	DPN-BA000500		Stopper Pin for Knee-Lifting Lever Spring	무릎올림 레버 스프링 스토퍼핀	1	
F-34	CPM-BJ000900		Stopper for Knee-lifter	무릎올림 스토퍼	1	
F-35	PSC-AC004600		Screw(M6×P1.0, L=10)	무릎올림 스토퍼 고정나사	2	
F-36	DSN-AA001400		Nut(M5×P0.8, H=4)	무릎올림 스토퍼 너트	1	
F-37	PSC-AC003000		Screw(M5×P0.8, L=25[S=25])	무릎올림 스토퍼 나사	1	
F-38	AS-000295-00		Tension Release Lever[Ass'y](Non-auto. Trimmer)	실늑추기 레버[조](비사절)	1	
F-38-1	CTR-CM001400		Tension Release Lever(Non-auto. Trimmer)	실늑추기 레버(비사절)	1	
F-38-2	PN-000066-00		Tension Release Lever(Non-auto. Trimmer) Pin	실늑추기 레버(비사절) 핀	1	
F-39	PSC-AC006200		Screw(M4×P0.7, L=15)	실늑추기 레버[조] (비사절) 고정나사	1	
F-40	GP-001710-01		Tension Release Shaft(Non-auto. Trimmer)	실늑추기축(비사절)	1	
F-41	DSP-AA012300		Tension Release Spring(Non-auto. Trimmer)	실늑추기 스프링(비사절)	1	

F

Presser Foot Mechanism

누름대 관계

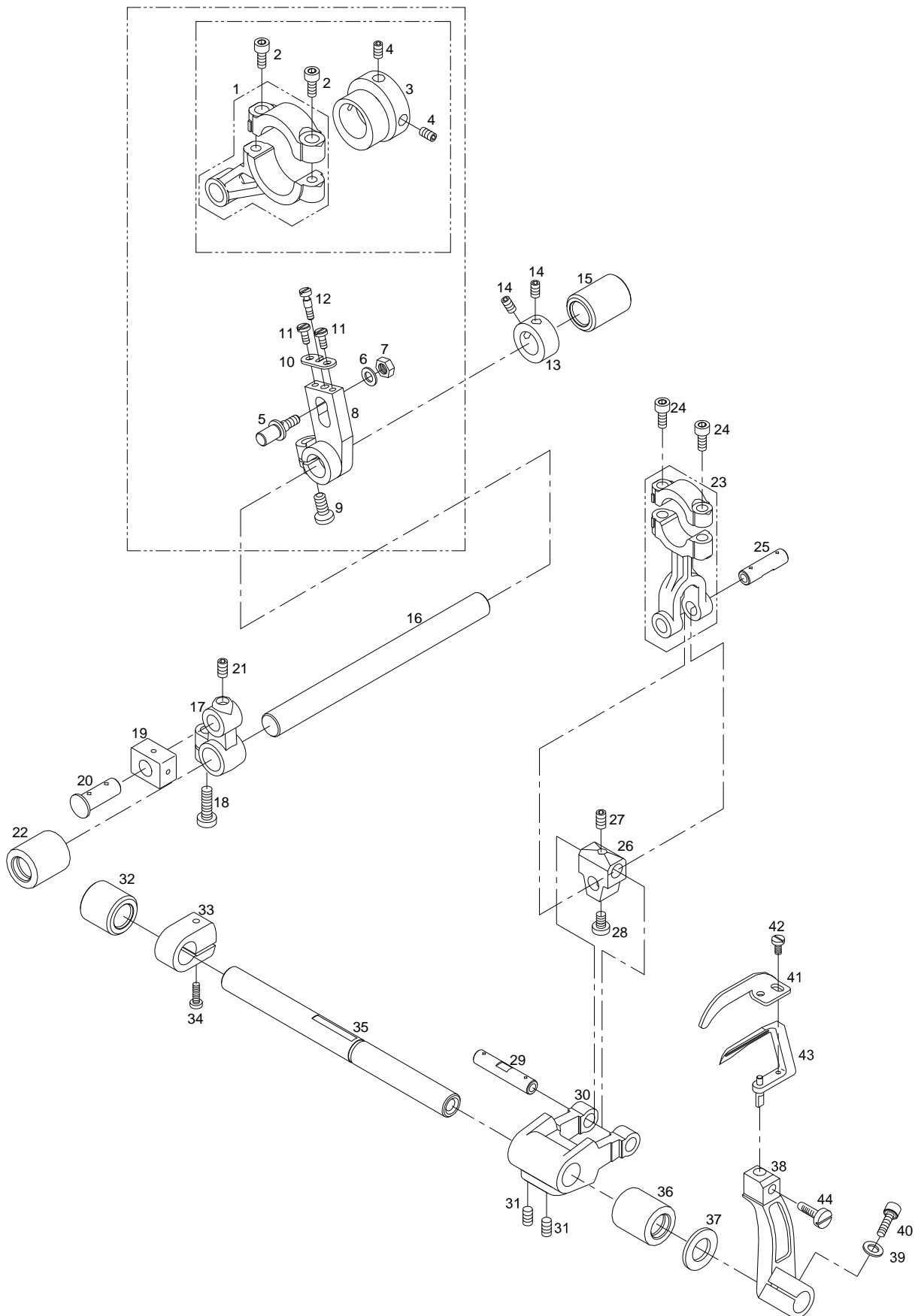






Looper Driving Mechanism

루퍼 구동 관계

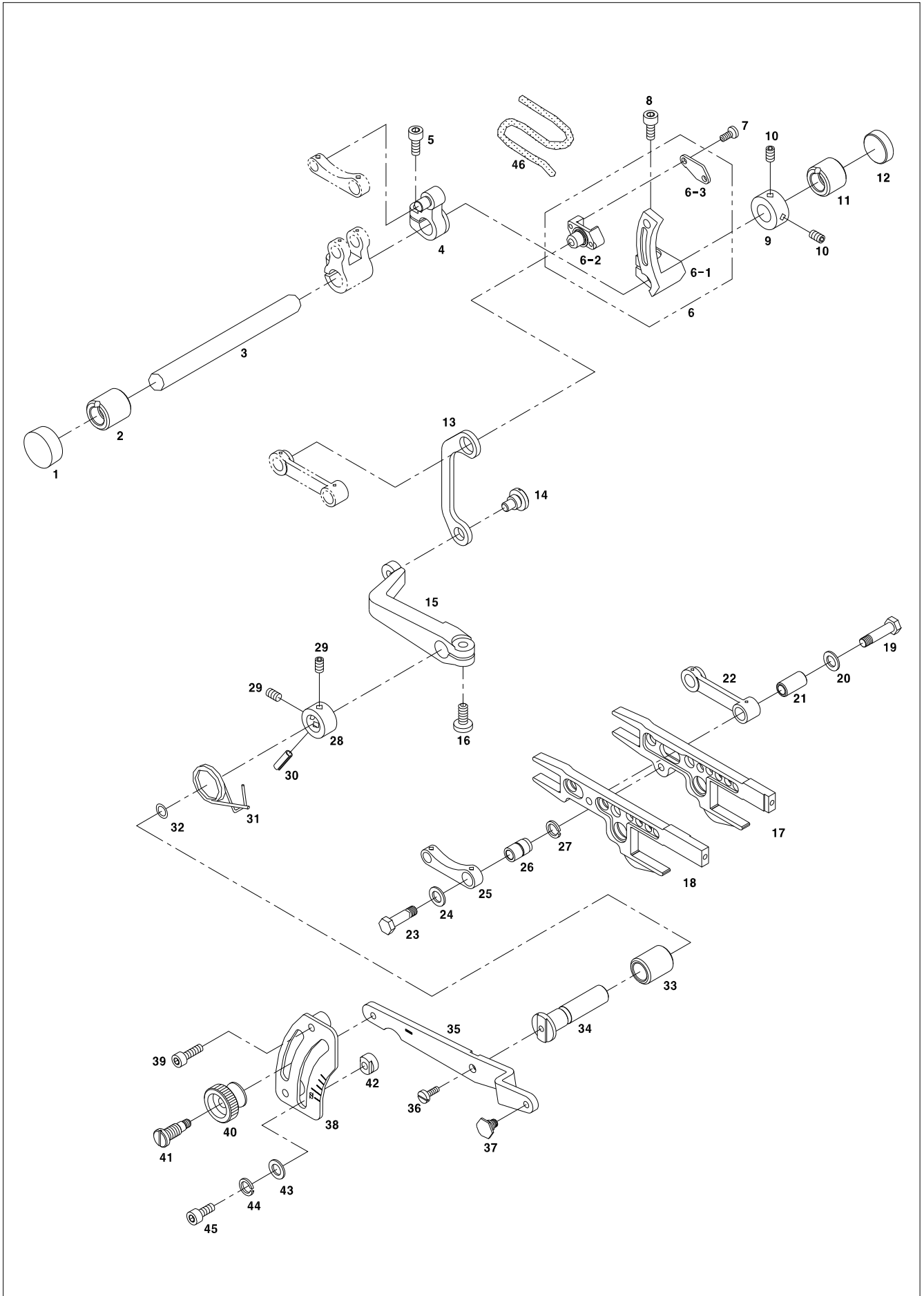




Ref. No.	Parts No.	Note	Name of Parts	품 명	Q'ty	Assembly No.
H-1	CLP-CC000500		Looper Rocker Connecting Rod	루퍼 요동 연결로드	1	
H-2	PSC-AC006200		Screw(M4×P0.7, L=15)	루퍼 요동 연결로드 고정나사	2	
H-3	CLP-DC000300		Looper Rocker Cam	루퍼 요동캠	1	
H-4	DSC-CB000700		Screw(M5×P0.8, L=5)	루퍼 요동캠 고정나사	2	
H-5	DPN-BC0008600		Looper Rocker Pin	루퍼 요동핀	1	
H-6	DWS-AA009400		Washer(D=10.6 d=5.3 t=1.2)	루퍼 요동핀 고정와셔	1	
H-7	DSN-AA001400		Nut for Looper Rocker Pin	루퍼 요동핀 고정너트	1	
H-8	CLP-CA000500		Looper Rocker Link	루퍼 요동링크	1	
H-9	PSC-AC006100		Screw(M5×P0.8, L=15)	루퍼 요동링크 고정나사	1	
H-10	CLP-BB000800		Looper Rocker Lever Bracket	루퍼 요동레버 브라켓	1	
H-11	DSC-BF020600		Screw(M2.5×P0.45, L=6)	루퍼 요동레버 브라켓 고정나사	2	
H-12	DSC-GA001800		Looper Rocker Lever Screw	루퍼 요동레버 조정나사	1	
H-13	DCL-AA012700		Collar of Looper Rocker Shaft	루퍼 요동축 카라	1	
H-14	PSC-CB000200		Screw(M4×P0.7, L=4)	루퍼 요동축 카라 고정나사	2	
H-15	DBS-DA039300		Looper Rocker Shaft Rear Bushing	루퍼 요동축 후봇싱	1	
H-16	CLP-KC001100		Looper Rocker Shaft	루퍼 요동축	1	
H-17	CLP-BB000900		Looper Rocker Arm	루퍼 요동암	1	
H-18	PSC-AC006100		Screw(M5×P0.8, L=15)	루퍼 요동암 고정나사	1	
H-19	CLP-BK000500		Looper Slide Block	루퍼 슬라이드블럭	1	
H-20	DPN-AD012900		Pin for Looper Slide Block	루퍼 슬라이드블럭 핀	1	
H-21	DSC-CB000700		Screw(M5×P0.8, L=5)	루퍼 슬라이드블럭 핀 고정나사	1	
H-22	DBS-DA039400		Looper Rocker Shaft Front Bushing	루퍼 요동축 전봇싱	1	
H-23	CLP-CC000600		Looper Connecting Rod	루퍼 연결로드(조)	1	
H-24	PSC-AC006200		Screw(M4×P0.7, L=15)	루퍼 연결로드(조) 고정나사	2	
H-25	DPN-AA022200		Looper Connecting Rod Pin	루퍼 연결로드 핀	1	
H-26	CLP-CA000600		Looper Driving Lever Link	루퍼 구동레버 링크	1	
H-27	DSC-CB000300		Screw(11/64" n=40, L=5)	루퍼 구동레버 핀 고정나사	1	
H-28	SC-0176-4118		Screw(11/64" n=40, L=5)	루퍼 연결로드 핀 고정나사	1	
H-29	DPN-AA022300		Looper Driving Lever Pin	루퍼 구동레버 핀	1	
H-30	CLP-CM001200		Looper Driving Lever	루퍼 구동레버	1	
H-31	PSC-CB005300		Screw(M6×P1.0, L=6)	루퍼 구동레버 고정나사	2	
H-32	DBS-DA039500		Looper Driving Shaft Rear Bushing	루퍼 구동축 후봇싱	1	
H-33	DCL-AC001400		Collar for Looper Shaft	루퍼축 카라	1	
H-34	PSC-AC006200		Screw(M4×P0.7, L=14)	루퍼축 카라 고정나사	1	
H-35	CLP-KC001000		Looper Shaft	루퍼축	1	
H-36	DBS-DA039600		Looper Driving Shaft Front Bushing	루퍼 구동축 전봇싱	1	
H-37	DPK-AA000200		Oil Seal for Looper Driving Shaft	루퍼 구동축 오일씰	1	
H-38	CLP-BF001300		Looper Holder	루퍼잡이	1	
H-39	DWS-AA000600		Washer(D=10 d=5.3 t=1)	루퍼잡이 와셔	1	
H-40	PSC-AC006100		Screw(M5×P0.8, L=14)	루퍼잡이 고정나사	1	
H-41	CGA-HD001000		Looper	루퍼	1	
H-42	DSC-BF005400		Screw(M4×P0.7, L=7.8)	루퍼 고정나사	1	
H-43	CLP-HG000400		Middle Guide (Front)	비늘안내(전)	1	
H-44	DSC-BF001300		Screw(3/32" n=56, L=3.8)	비늘안내(전) 고정나사	1	

Feed Driving Control Mechanism

피드 조절 관계



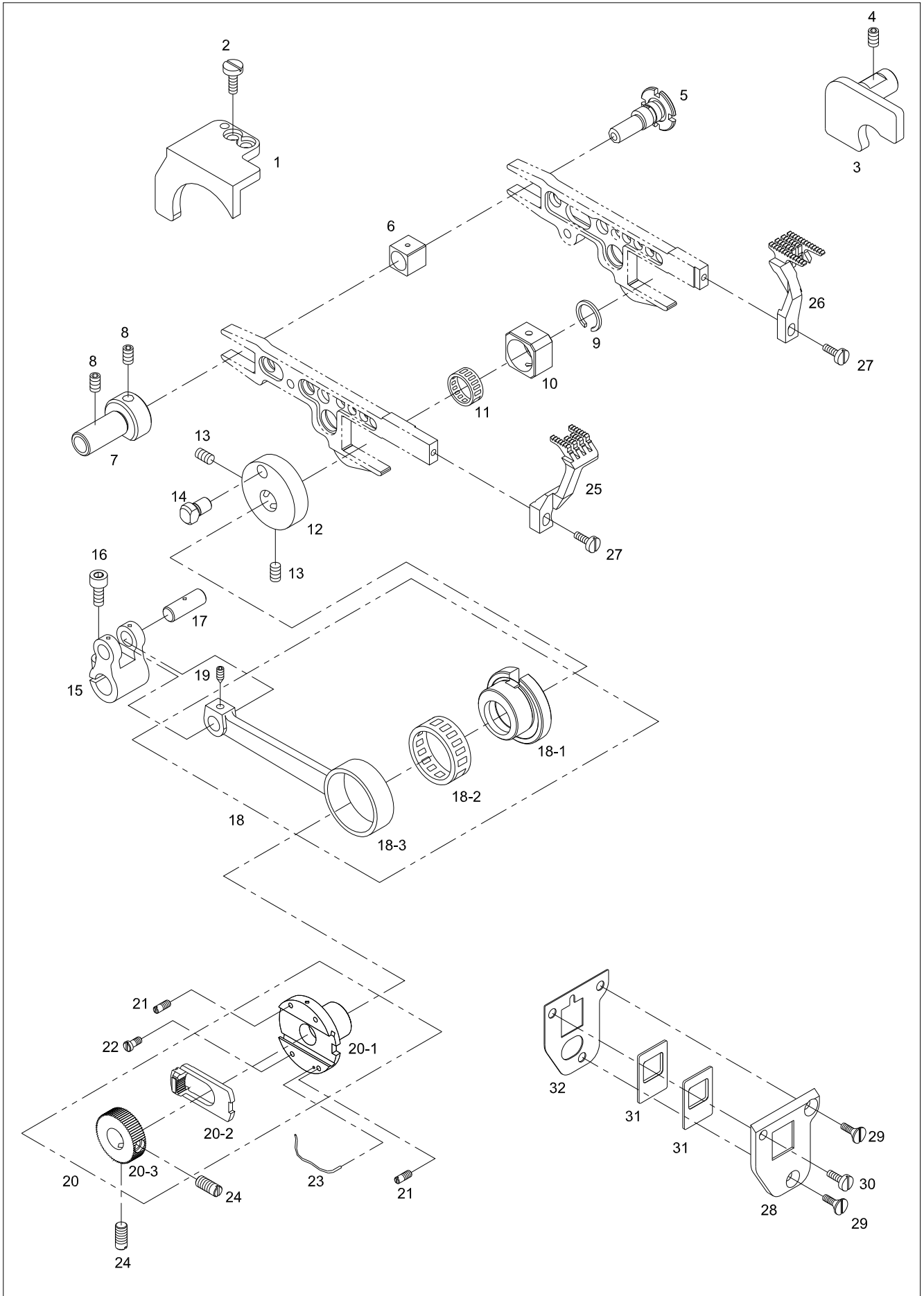


Ref. No.	Parts No.	Note	Name of Parts	품명	Q'ty	Assembly No.
I-1	DPK-CA002600		Rubber for Feed Bar Bushing(F)	툽니받침축 전봇싱 마개	1	
I-2	DBS-DA039700		Feed Bar Front Bushing	툽니받침축 전봇싱	1	
I-3	CFA-KC002000		Feed Bar Driving Shaft	이송구동축	1	
I-4	CFA-CM003500		Main Feed Bar Lever	주툽니받침레버	1	
I-5	PSC-AC004600		Screw(M6×P1.0, L=10)	주툽니받침레버 고정나사	1	
I-6	AS-001650-00		Differential Rocker(Ass'y)	차동이송 요동링크(조)	1Set	
I-6-1	CFA-CA002100		Differential Rocker	차동이송 요동링크	1	
I-6-2	CFA-CD000200		Differential Regulating Slider	차동이송 조절 슬라이더	1	
I-6-3	CFA-BJ002000		Differential Regulating Slider Cap	차동이송 조절 슬라이더 캡	1	
I-7	PSC-AC010700		Screw(M3×P0.5, L=6)	차동이송 조절 슬라이더 캡 고정나사	2	
I-8	PSC-AC004600		Screw(M6×P1.0, L=10)	차동이송 요동링크 고정나사	1	
I-9	DCL-AA012800		Collar for Feed Bar Driving Shaft	이송구동축 카라	1	
I-10	DSC-CB000700		Screw(M5×P0.8, L=5)	이송구동축 카라 고정나사	2	
I-11	DBS-DA039800		Feed Bar Rear Bushing	툽니받침축 후봇싱	1	
I-12	DPK-CA002600		Rubber for Feed Bar Bushing(R)	툽니받침축 후봇싱 마개	1	
I-13	CFA-CA002200		Connecting Link for Differential Feed	차동이송 연결링크	1	
I-14	DSC-FA025700		Screw (M5×P0.8, L=5.7)	차동이송 연결링크 연결나사	1	
I-15	CFA-CM003300		Lever for Differential Feed Shaft	차동이송축 레버	1	
I-16	PSC-AC004600		Screw(M6×P1.0, L=10)	차동이송축 레버 고정나사	1	
I-17	CLF-CR000800		Main Feed Bar	주이송 톽니받침	1	
I-18	CLF-CR000900		Differential Feed Bar	차동이송 톽니받침	1	
I-19	DSC-FB003000		Fixed Screw for Differential Feed Bar Connect Link	차동툽니받침 연결링크 고정나사	1	
I-20	DWS-AA009400		Washer(d=5.3 D=10.6 t=1.2)	차동툽니받침 연결링크 고정나사 와셔	1	
I-21	DBS-DA040100		Differential Feed Bar Bushing	차동툽니받침 연결링크 봇싱	1	
I-22	CLF-CA002600		Differential Feed Bar Connect Link	차동툽니받침 연결링크	1	
I-23	DSC-FB002900		Fixed Screw for Main Feed Bar Connect Link	주툽니받침 연결링크 고정나사	1	
I-24	DWS-AA009400		Washer(d=5.3 D=10.6 t=1.2)	주툽니받침 연결링크 고정나사 와셔	1	
I-25	CLF-CA002700		Main Feed Bar Connect Link	주툽니받침 연결링크	1	
I-26	DBS-DA040200		Connecting Bushing for Main Feed Bar	주툽니받침 연결링크 연결봇싱	1	
I-27	PSR-AJ000300		S-Ring	주툽니받침 연결링크 연결봇싱 S형멈춤링(호칭경8)	1	
I-28	DCL-AA012900		Collar for Differential Lever Shaft	차동이송 조절 레버축 카라	1	
I-29	DSC-CB000700		Screw(M5×P0.8, L=5)	차동이송 조절 레버축 카라 고정나사	2	
I-30	PPN-AF001600		Spring Pin(호칭경4 길이 16)	차동이송 조절 레버축 카라 스프링 핀	1	
I-31	DSP-AC008800		Spring for Differential Feed Shaft	차동이송축 스프링	1	
I-32	PPK-BA001300		O Ring (P7)	차동이송 조절 레버축 O링	1	
I-33	DBS-DA039900		Differential Lever Shaft Bushing	차동이송 조절축 봇싱	1	
I-34	CFA-KC001900		Shaft for Differential Feed Contol Lever	차동이송 조절레버축	1	
I-35	CFA-CM003400		Control Lever for Differential Feed	차동이송 조절레버	1	
I-36	DSC-BF005400		Screw(M4×P0.7 L=7.8)	차동이송 조절레버 고정나사	1	
I-37	DSC-FB002800		Screw(11/64" n=40 L=3.4)	차동이송 조절나사	1	
I-38	CFA-BJ002100		Differential Feed Graduations	차동이송 눈금판	1	
I-39	PSC-DC000100		Screw(M4×P0.7 L=12)	차동이송 눈금판 고정나사	2	
I-40	DSN-CZ001500		Differential Lever Adjusting Nut	차동레버 조정너트	1	
I-41	DSC-GA001900		Fixed Screw for Differential Feed	차동이송 조절 너트 고정나사	1	
I-42	DSN-CF000200		Stopper for Control Lever	차동이송 조절 레버 스토퍼	1	
I-43	PWS-AA000900		Washer	차동이송 조절 레버 스토퍼 와셔	1	
I-44	PWS-CA000800		Spring Washer	차동이송 조절 레버 스토퍼 스프링 와셔	1	
I-45	PSC-AC003300		Screw(M5×P0.8 L=8)	차동이송 조절 레버 스토퍼 고정나사	1	
I-46	-		Oil Wick	차동이송 요동링크 유심	1	

J

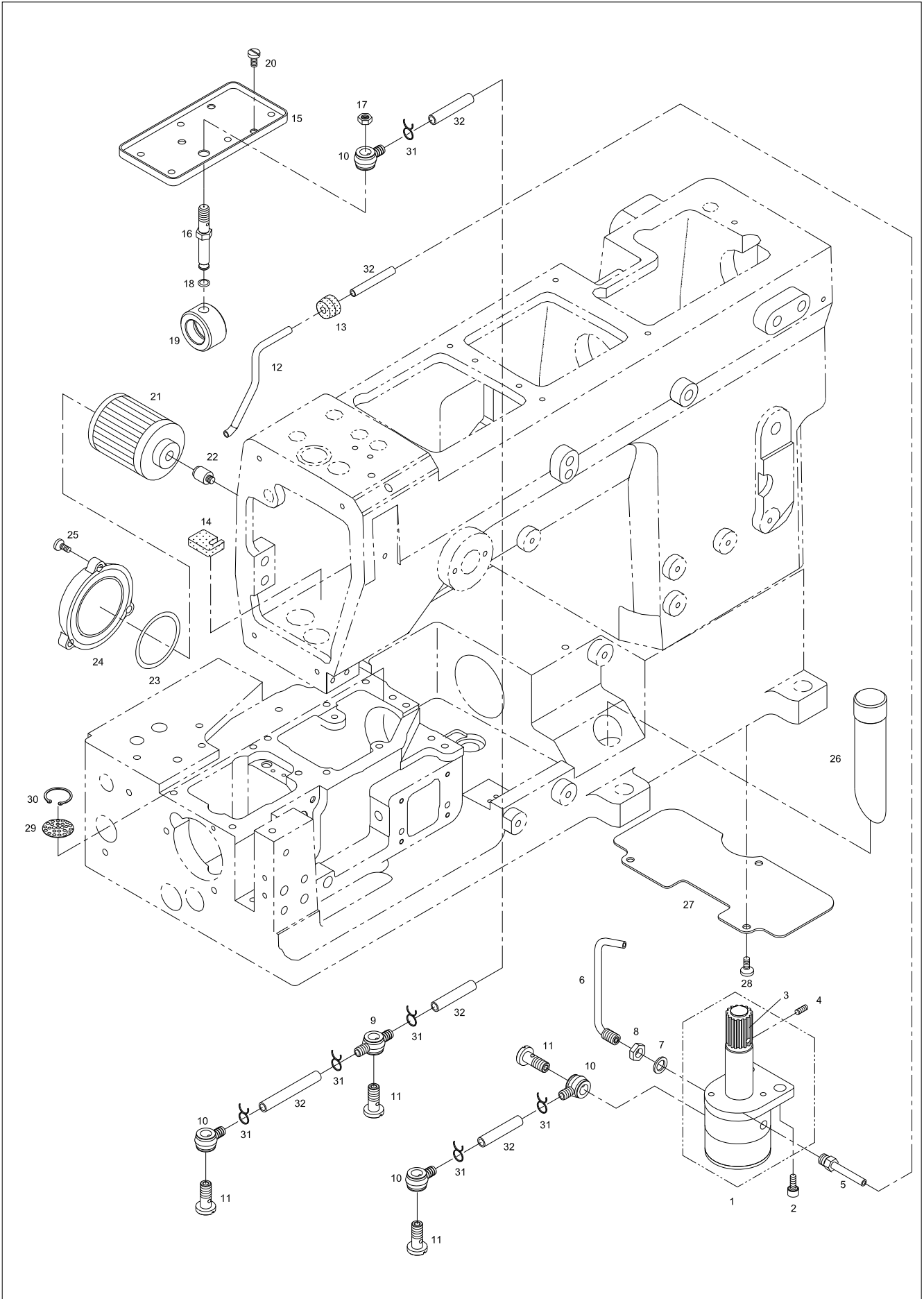
Feed Driving Mechanism

피드 구동 관계





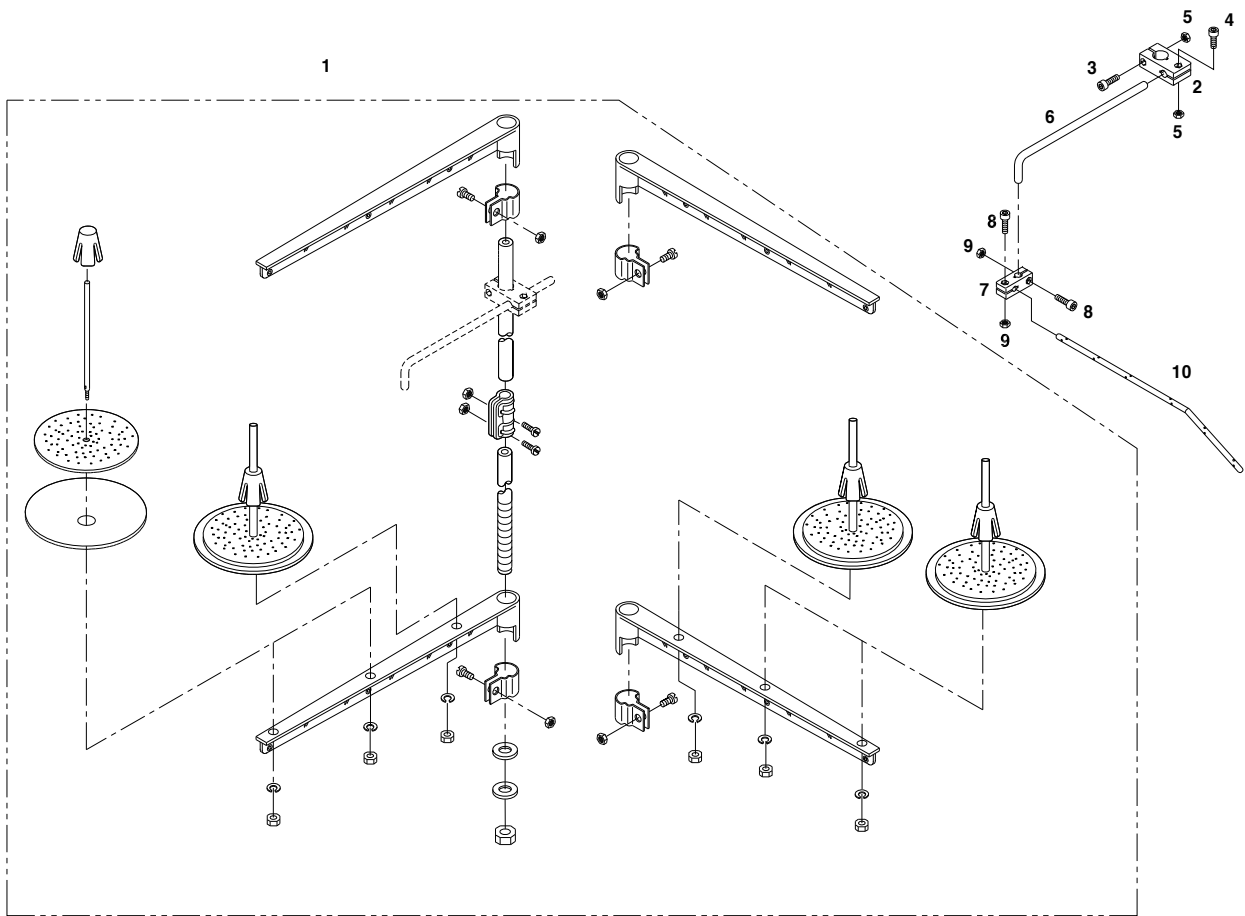
Ref. No.	Parts No.	Note	Name of Parts	품 명	Q'ty	Assembly No.
J-1	CLF-BB001300		Feed Bar Guide(Front)	톱니받침 가이드(전)	1	
J-2	DSC-BF005400		Screw(M4×P0.7 L=7.8)	톱니받침 가이드(전) 고정나사	2	
J-3	CLF-BB001400		Feed Bar Guide(Rear)	톱니받침 가이드(후)	1	
J-4	PSC-CB000700		Screw(M6×P1.0 L=6)	톱니받침 가이드(후) 고정나사	1	
J-5	CLF-CH000700		Feed Adjusting Pin	이송조절핀	1	
J-6	CLF-CD000600		Feed Lift Block(Rear)	들대블럭(후)	1	
J-7	DBS-DB015700		Feed Lift Block(Rear) Guide	들대블럭(후) 가이드	1	
J-8	PSC-CB000700		Screw(M6×P1.0 L=6)	들대블럭(후) 가이드 고정나사	2	
J-9	DSR-AF000200		Retaining Ring	들대블럭(전) 베어링 멈춤링	1	
J-10	CLF-CD001400		Feed Lift Block(Front)	들대블럭(전)	1	
J-11	PBR-BA005900		Bearing	들대블럭(전) 베어링(KT121510)	1	
J-12	CLF-BF000900		Eccentric Pin Holder	편심기 핀잡이	1	
J-13	DSC-CB000700		Screw(M5×P0.8 L=5)	편심기 핀잡이 고정나사	2	
J-14	DPN-AD013000		Eccentric Pin	편심기 핀	1	
J-15	CLF-CB004700		Feed Cam of Crank	하피이드캠 크랭크	1	
J-16	PSC-AC004600		Screw(M6×P1.0 L=10)	하피이드캠 크랭크 고정나사	1	
J-17	DPN-AA022400		Connecting Pin for Feed Driving	이송구동 연결로트드 핀	1	
J-18	AS-001649-00		Feed Driving Connecting Rod(Ass'y)	이송구동 연결로트드(조)	1Set	
J-18-1	CLF-DC004000		Feed Cam	하피이드캠	1	
J-18-2	PBR-BA005800		Bearing	이송구동 연결로트드 베어링(KT242810)	1	
J-18-3	CLF-CC003000		Feed Driving Connecting Rod	이송구동 연결로트드	1	
J-19	DSC-CB001500		Screw(M4×P0.7 L=5)	이송구동 연결로트드 고정나사	1	
J-20	AS-001651-00		Main Feed Eccentric(Ass'y)	주이송 편심기(조)	1Set	
J-20-1	CLF-DC004100		Main Feed Eccentric	주이송 편심기	1	
J-20-2	CLF-CD001500		Main Feed Eccentric Slider	주이송 편심기 슬라이더	1	
J-20-3	DGR-AA005000		Main Feed Eccentric Gear	주이송 편심기 기어	1	
J-21	DSC-CA006700		Screw(M3×P0.5 L=4)	주이송 편심기 고정나사A	2	
J-22	DSC-BF020700		Screw(M3×P0.5 L=6.3)	주이송 편심기 고정나사B	1	
J-23	CLF-BH000200		Main Feed Eccentric Plate Spring	주이송 편심기 판스프링	1	
J-24	DSC-CA004700		Screw(M5×P0.8 L=8)	주이송 편심기 기어나사	2	
J-25	CGA-GB019900		Differential Feed Dog	차동이송 톱니	1	
J-26	CGA-GB020000		Main Feed Dog	주이송 톱니	1	
J-27	DSC-BF005200		Screw(M3.5×P0.6 L=8)	이송톱니 고정나사	2	
J-28	CLF-BB001500		Bracket of Feed Bar Cover	톱니받침 커버 브라켓	1	
J-29	DSC-BB001100		Screw(M4×P0.7 L=7)	톱니받침 커버 브라켓 고정나사A	2	
J-30	DSC-BF005400		Screw(M4×P0.7 L=7.8)	톱니받침 커버 브라켓 고정나사B	1	
J-31	CLF-FC000100		Gasket of Feed Bar Cover	톱니받침 커버 가스켓	2	
J-32	CLF-LA000200		Feed Bar Cover	톱니받침 커버	1	





Thread Stand Mechanism

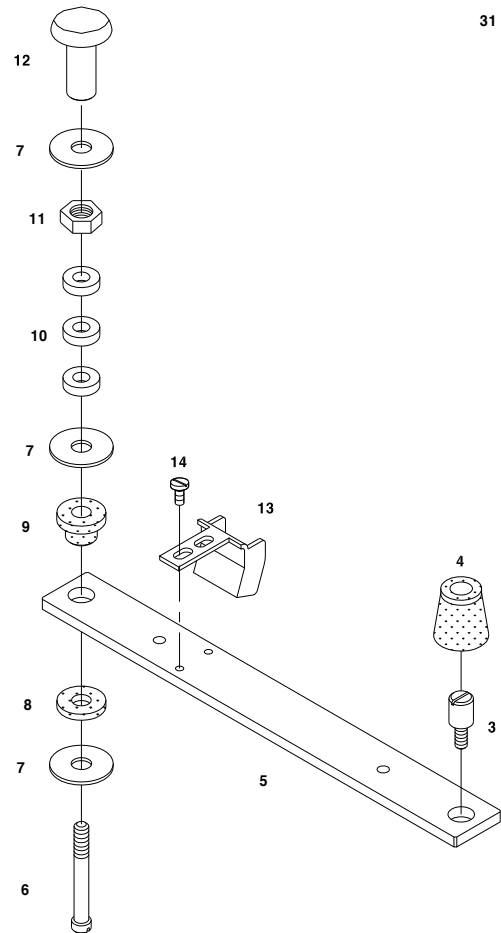
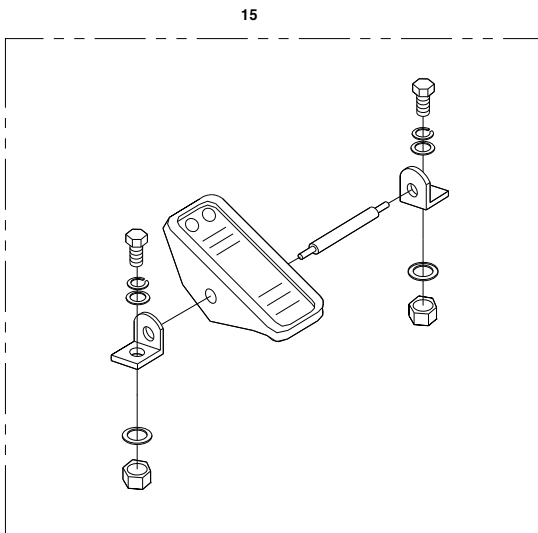
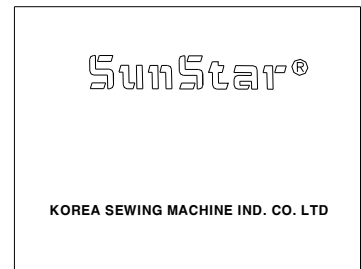
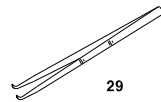
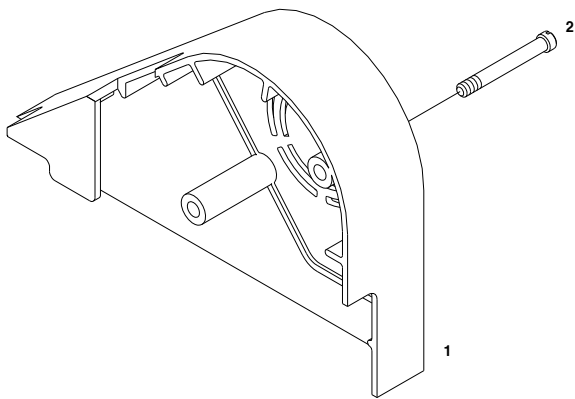
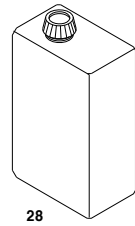
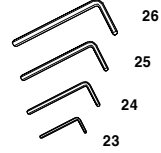
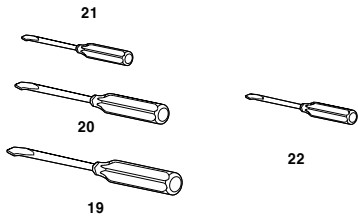

실패꼴이 관계

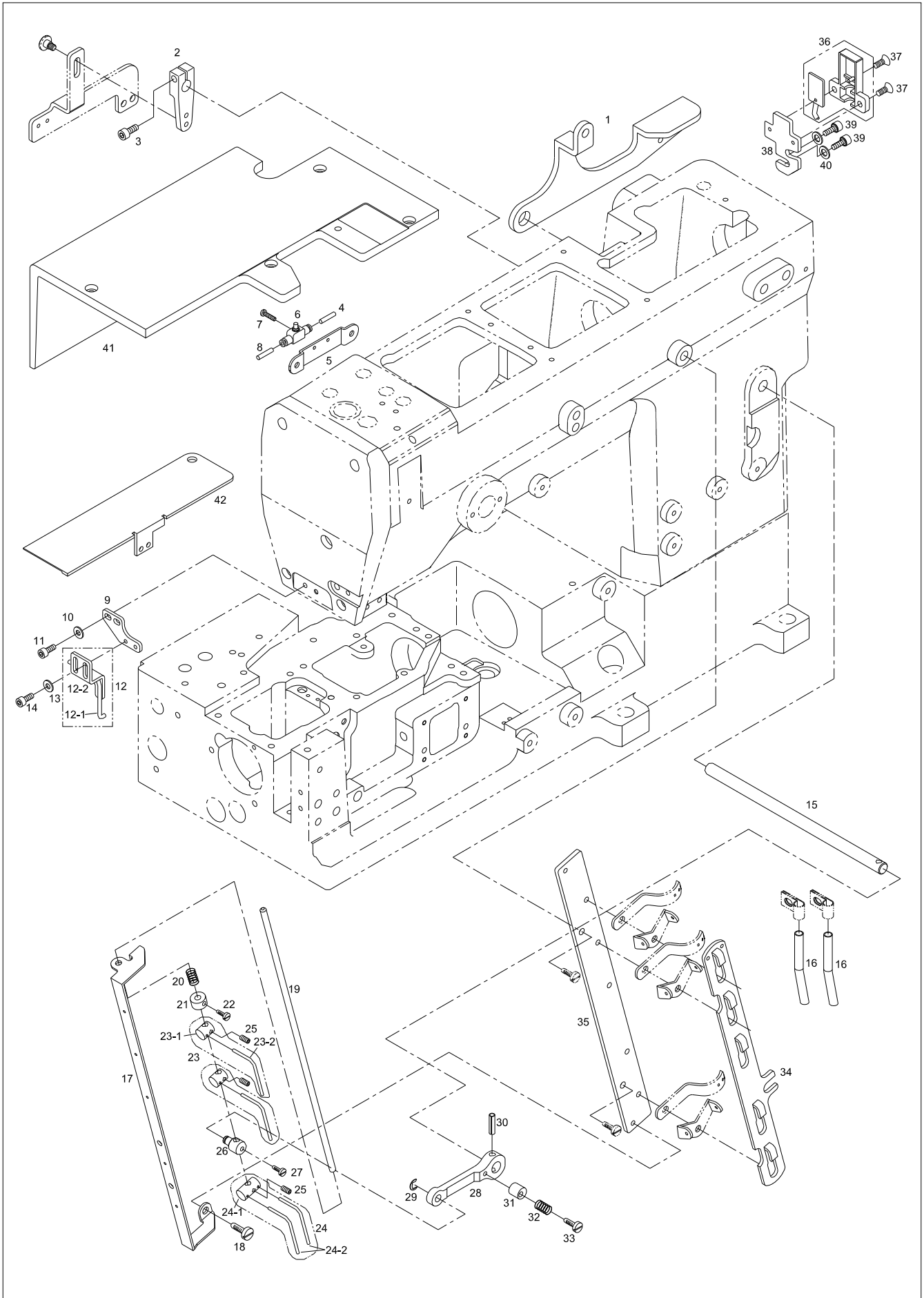


M

Accessories Mechanism

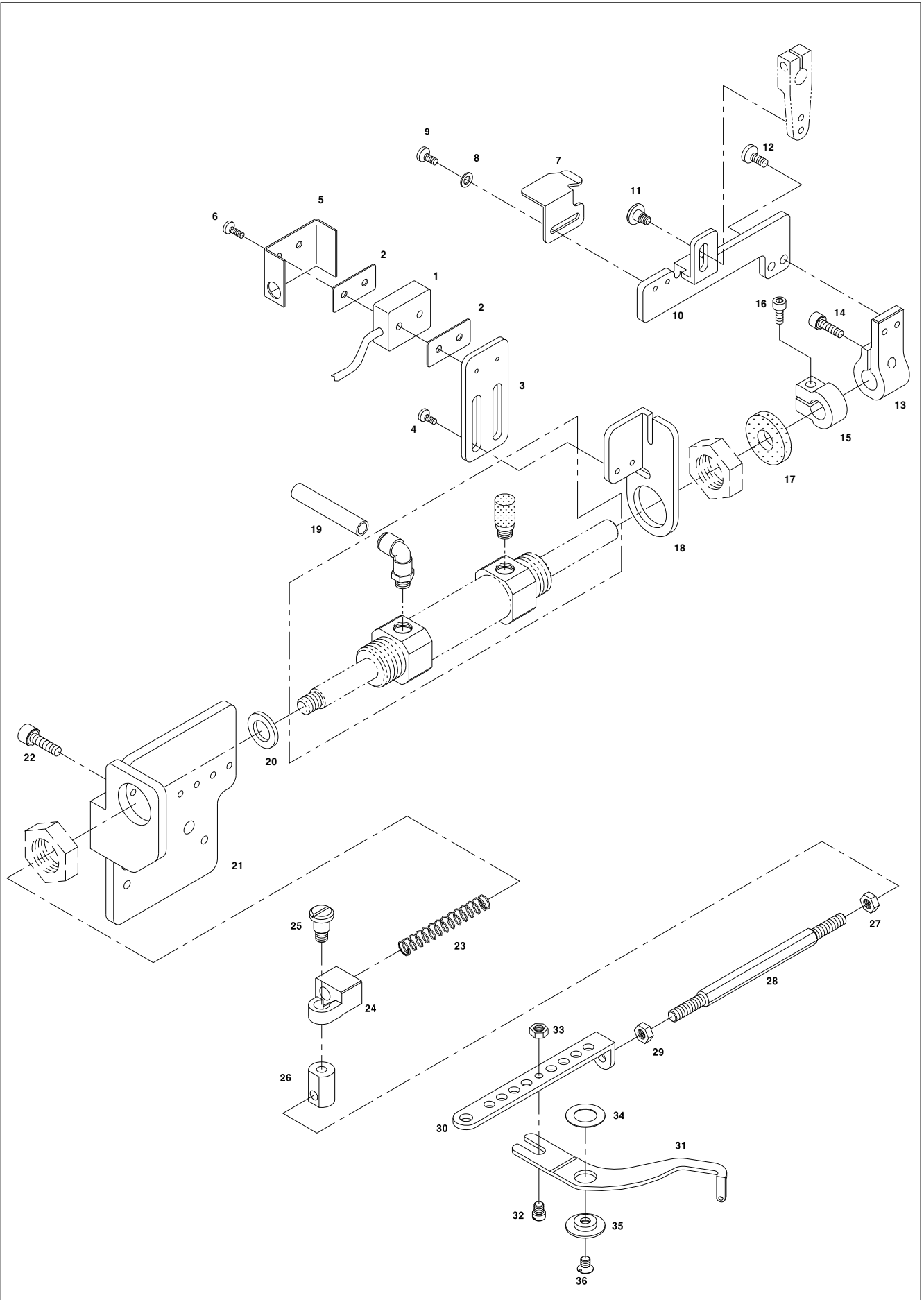
액세서리 관계





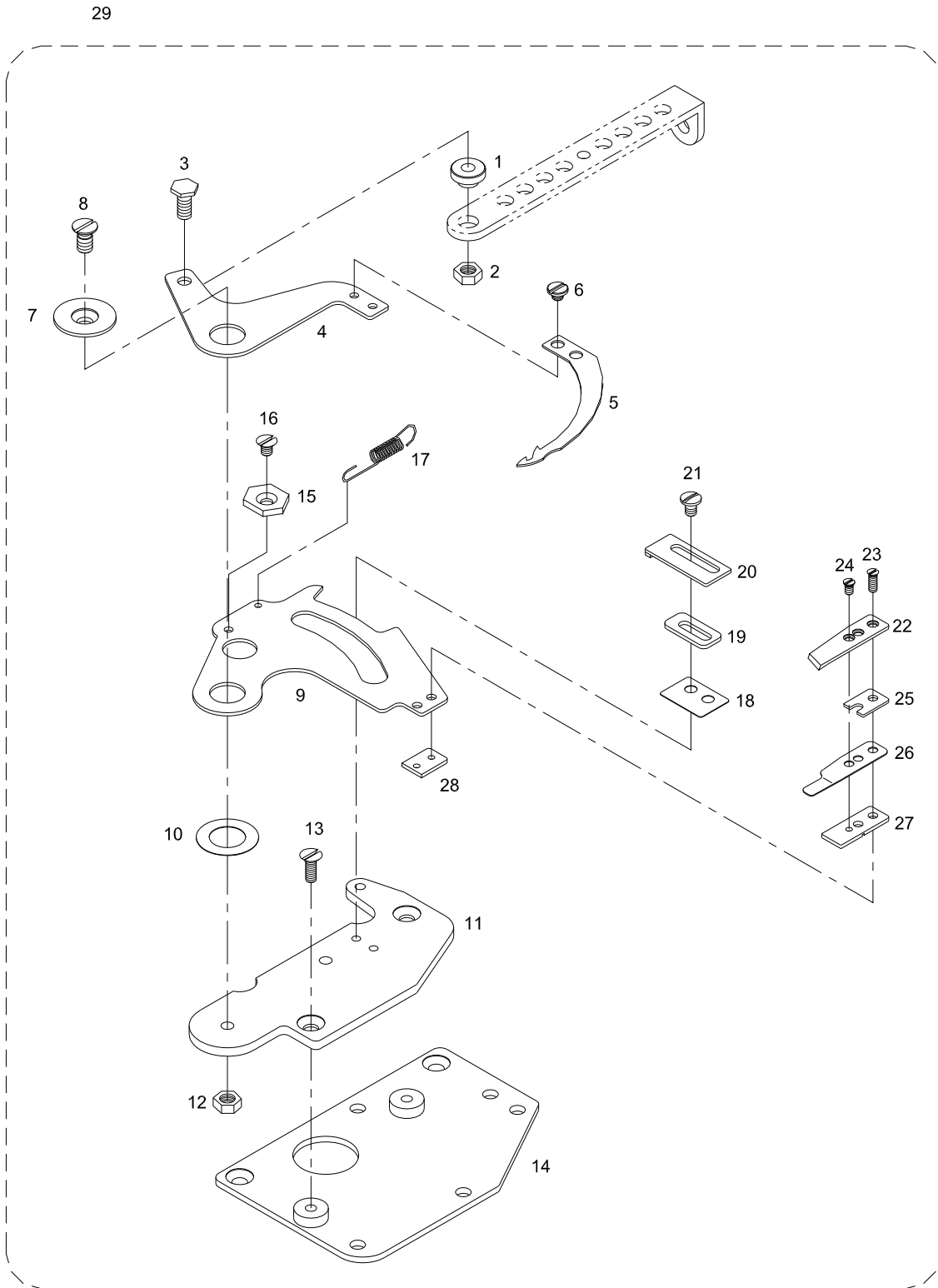


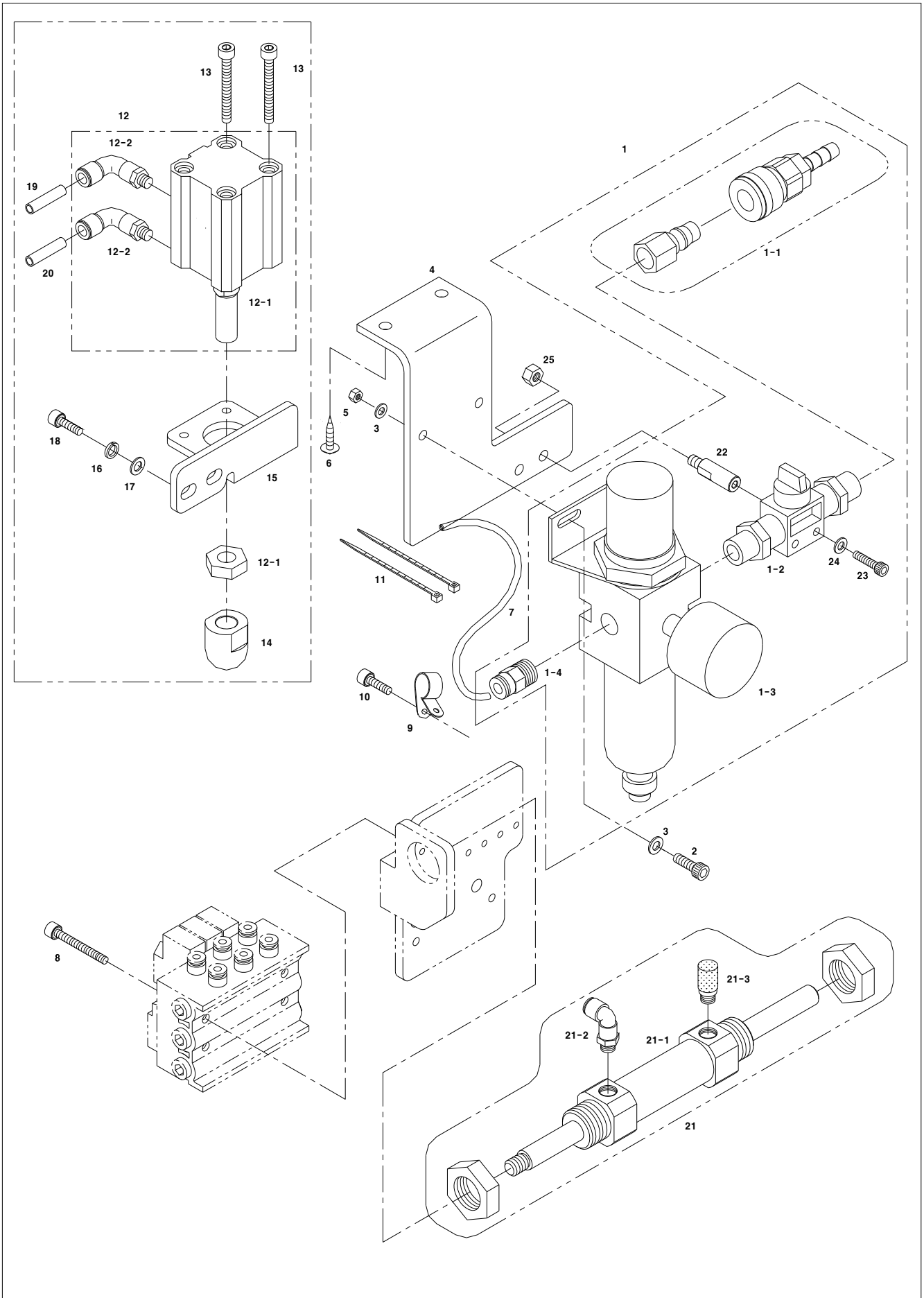
Ref. No.	Parts No.	Note	Name of Parts	품 명	Q'ty	Assembly No.
N-1	CPM-CM001100		Knee-lifting Lever	무릎올림 레버(사철)	1	
N-2	CTR-CM000601		Tension Release Lever	실늑추기 레버	1	
N-3	PSC-AC006200		Screw(M4×P0.7, L=15)	실늑추기 레버 고정나사	1	
N-4	PPP-AD000100		Air Tube(φ4, L=150)	스피드 컨트롤러 에어튜브	1	
N-5	CWP-BB000700		Bracket for Speed Controller	스피드 컨트롤러 브라켓	1	
N-6	PPP-AB000200		Speed Controller(AS 1000F)	스피드 컨트롤러	1	
N-7	DSC-BF010200		Screw(M3×P0.5, L=12.5)	스피드 컨트롤러 고정나사	2	
N-8	PPP-AD000100		Air Tube(φ4, L=150)	에어 와이퍼 에어튜브	1	
N-9	CWP-BJ001100		Support Plate for Air Wiper	에어 와이퍼 지지판	1	
N-10	DWS-AA003200		Washer for Air Wiper Support Plate	에어 와이퍼 지지판 와셔	2	
N-11	PSC-AC013000		Screw(M4×P0.7, L=8)	에어 와이퍼 지지판 고정나사	2	
N-12	AWP-PS001000		Air Wiper[Ass'y]	에어 와이퍼(조)	1set	
N-12-1	CWP-BQ000200		Air Wiper Pipe	에어 와이퍼 파이프	1	
N-12-2	CWP-BB000600		Air Wiper Bracket	에어 와이퍼 브라켓	1	
N-13	DWS-AA003200		Washer for Air Wiper	에어 와이퍼 와셔	2	
N-14	PSC-AC013000		Screw(M4×P0.7, L=8)	에어 와이퍼 고정나사	2	
N-15	CTR-KC000201		Tension Release Shaft	실늑추기 구동축	1	
N-16	CMB-BQ001000		Thread Eyelet Pipe	실안내 파이프(사철)	2	
N-17	CTR-BB000600		Guide for Thread Pull-off Bar	실늑추기 봉 가이드	1	
N-18	DSC-BF010800		Screw(M4×P0.7, L=4.8)	실늑추기 봉 가이드 고정나사	2	
N-19	CTR-KC000301		Thread Pull-off Bar	실늑추기 봉	1	
N-20	DSP-AA004500		Swing-Proof Spring for Thread Pull-off Bar	실늑추기 봉 흔들림 방지 스프링	1	
N-21	DCL-AA004500		Collar for Thread Pull-off Bar	실늑추기 봉 카라	1	
N-22	DSC-BJ001100		Screw(9/64" n=40, L=4.5)	실늑추기 봉 카라 고정나사	1	
N-23	AS-000337-00		Thread Pull-off Hook Holder "A"	실늑추기 고리잡이'A'(조)	3Set	
N-23-1	CTR-BF000200		Thread Pull-off Hook Holder "A"	실늑추기 고리잡이'A'	3	
N-23-2	CTR-BH000900		Thread Pull-off Hook	실늑추기 고리	3	
N-24	AS-000338-00		Thread Pull-off Hook Holder "B"	실늑추기 고리잡이'B'(조)	2Set	
N-24-1	CTR-BF000300		Thread Pull-off Hook Holder "B"	실늑추기 고리잡이'B'	2	
N-24-2	CTR-BH000900		Thread Pull-off Hook	실늑추기 고리	4	
N-25	DSC-CA002500		Screw(9/64" n=40, L=3)	실늑추기 고리잡이 고정나사	5	
N-26	CTR-BF000100		Thread Pull-off Bar Holder	실늑추기 봉 잡이	1	
N-27	DSC-BJ001100		Screw(9/64" n=40, L=4.5)	실늑추기 봉 고정나사	1	
N-28	CTR-CM000700		Thread Pull-off Lever	실늑추기 구동 레버	1	
N-29	PSR-AC001900		Retaining Ring	실늑추기 봉 잡이 고정 멈춤링(호칭경4 E형)	1	
N-30	PPN-AF001600		Roll Pin(Spring Pin, L=16)	실늑추기 구동레버 고정핀(호칭경 4)	1	
N-31	CTR-DC000100		Thread Pull-off Eccentric	실늑추기 구동 편심캠	1	
N-32	DSP-AA004400		Swing-Proof Spring for Tension Disc Separator	실조절장치 접시열림판 흔들림방지 스프링	1	
N-33	DSC-BA001800		Screw(9/64" n=40, L=13)	실늑추기 구동 편심캠 고정나사	1	
N-34	CTA-BJ001500		Tension Disc Separator(Non-Auto Trimmer)	실조절장치 접시 열림판(사철)	1	
N-35	CTA-BJ001400		Tension Post Support	실조절장치 베이스(사철)	1	
N-36	17-0000-SE55		Syncro. Sensor	싱크로센서(Fortuna III용)	1	
N-37	DSC-BB003000		Screw(M3×P0.5, L=6)	싱크로 고정나사	2	
N-38	CUS-BB001100		Sensor Bracket	싱크로 브라켓	1	
N-39	PSC-AC001800		Screw(M4×P0.7, L=8)	싱크로 브라켓 고정나사	2	
N-40	PWS-AA001800		Washer	싱크로 브라켓 와셔(평와셔 호칭경 4)	2	
N-41	CMB-LA030100		Upper Cover(R)	베드상면 커버(대)	1	
N-42	CMB-LA029600		Looper Cam Cover-Auto Trimmer	루퍼캠 커버(사철)	1	



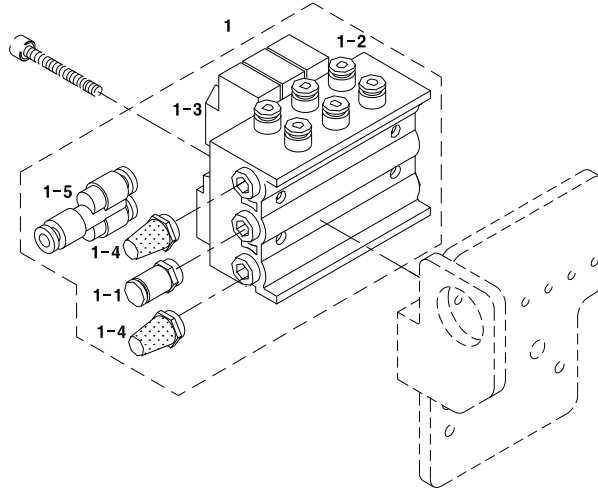


Ref. No.	Parts No.	Note	Name of Parts	품 명	Q'ty	Assembly No.
O-1	GP-001618-00		Limit Switch(OMRON SS-5GL2)	실닛추기 스위치	1	
O-2	CTT-LF000100		Insulation Film	실닛추기 스위치 절연 필름	2	
O-3	CTT-BJ006200		Tension Release Switch Bracket	실닛추기 스위치 브라켓	1	
O-4	DSC-BA000900		Screw(6/64" n=40 L=5.5)	실닛추기 스위치 브라켓 고정나사	2	
O-5	CTT-LB000100		Tension Switch Cover	실닛추기 스위치 커버	1	
O-6	PSC-BA001000		Screw(M2×P0.4, L=10) (D3.5, H1.3)	실닛추기 스위치 고정나사	2	
O-7	CTT-BJ002700		Tension Release Switch Guide	실닛추기 스위치 가이드	1	
O-8	PWS-AA002900		Washer	실닛추기 스위치 가이드 와셔(호칭경3)	2	
O-9	DSC-BF011100		Screw(M3×P0.5, L=5)	실닛추기 스위치 가이드 고정나사	2	
O-10	CTT-BJ006100		Thread Tension Release Connecting Plate	실닛추기 연결판	1	
O-11	DSC-FA011700		Connecting Hinge Screw for Thread Release	실닛추기 연결 단나사	1	
O-12	DSC-BF005400		Screw(M4×P0.7, L=7.8)	실닛추기 연결판 고정나사	2	
O-13	CTT-BF001900		Block for Trimming Switch Guide	사절스위치 가이드 연결블럭	1	
O-14	PSC-AC001200		Screw(M6×P1.0, L=14)	사절스위치 가이드 연결블럭 고정나사	1	
O-15	DCL-AC001300		Collar for Trimming Cylinder	사절실린더 카라	1	
O-16	PSC-AC010600		Screw(M5×P0.8, L=12)	사절실린더 카라 고정나사	1	
O-17	CTT-FB000600		Stopper Rubber for Trimming Cylinder	사절실린더 스톱퍼고무	1	
O-18	CTT-BB004600		Holder for Limit Switch Bracket	리미트 스위치 브라켓 홀더	1	
O-19	PPP-AD000100		Air Tube(φ4, L=280)	사절실린더 에어튜브	1	
O-20	DWS-AA024600		Washer for Trimming Cylinder	사절실린더 와셔	1	
O-21	CTT-BB004701		Bracket for Trimming Cylinder	사절실린더 브라켓	1	
O-22	PSC-AC004600		Screw(M6×P1.0, L=10)	사절실린더 브라켓 고정나사	2	
O-23	DSP-AA004600		Thread Trimming Return Spring	사절 복귀 스프링	1	
O-24	CTT-BM000400		Knuckle for Trimming Cylinder	사절실린더 너클	1	
O-25	DSC-FA025900		Screw for Trimming Connecting Rod	사절연결봉 단나사	1	
O-26	CTT-BM000500		Knuckle for Trimming Connecting Rod	사절연결봉너클	1	
O-27	DSN-AA006000		Nut 'B' for Trimming Connecting Rod	사절연결봉 조정너트'B'	1	
O-28	CTT-CR000300		Trimming Connecting Rod	사절연결봉	1	
O-29	DSN-AA005900		Nut 'A' for Trimming Connecting Rod	사절연결봉 조정너트'A'	1	
O-30	CTT-BJ006300		Trimming Device Connecting Plate	사절장치연결판	1	
O-31	CTH-HJ003800		Looper Thread Take up Lever	루퍼실 실행기	1	
O-32	DSC-BF020800		Screw(11/64" n=40 L=4.7)	루퍼 실행기 가이드 나사	1	
O-33	DSN-AA000300		Nut(11/64" n=40, h=2.5)	루퍼 실행기 가이드 나사 고정너트	1	
O-34	DCL-BA002400		Spacer for Looper Thread Take up	루퍼 실행기 스페이서	1	
O-35	CTH-BB000100		Hinge for Looper Thread Take up Lever	루퍼실 실행기 구동힌지	1	
O-36	DSC-BB007300		Screw(11/64" n=40 L=5.8)	루퍼 실행기 힌지나사	1	

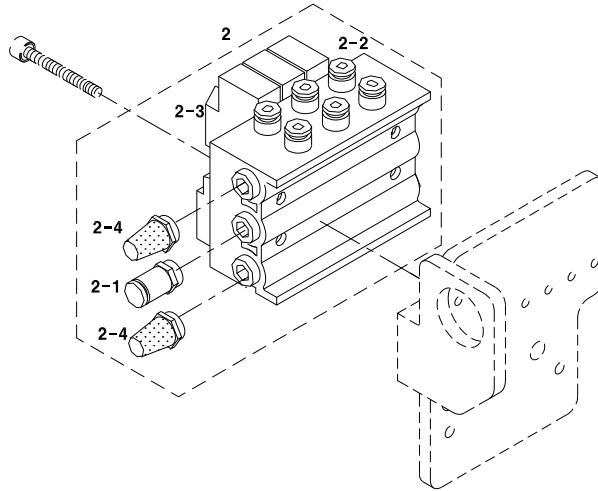




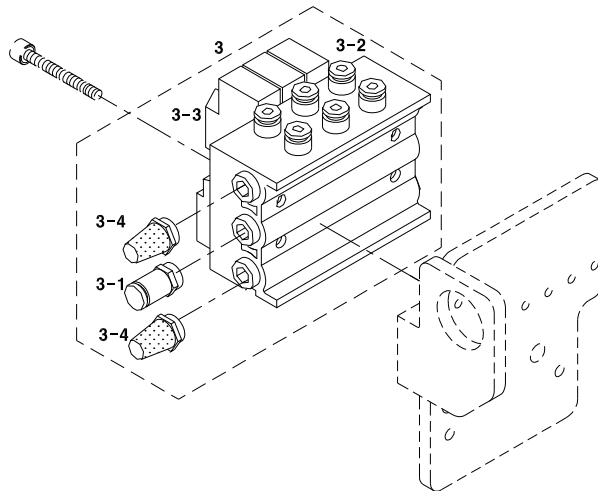
UT-A
(2련식 하사절)



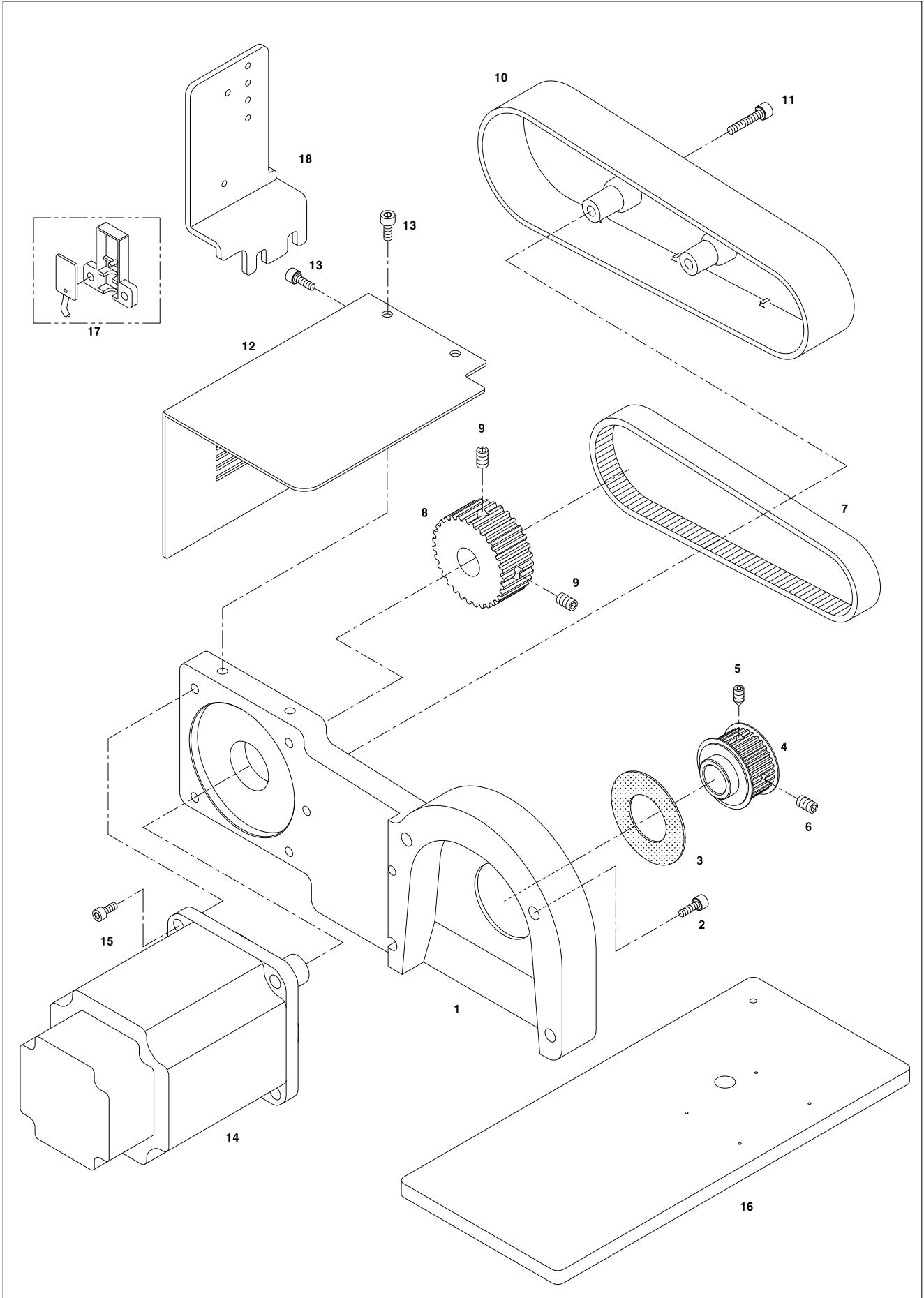
UT-B
(3련식 하사절)



ST-C
(상사절)



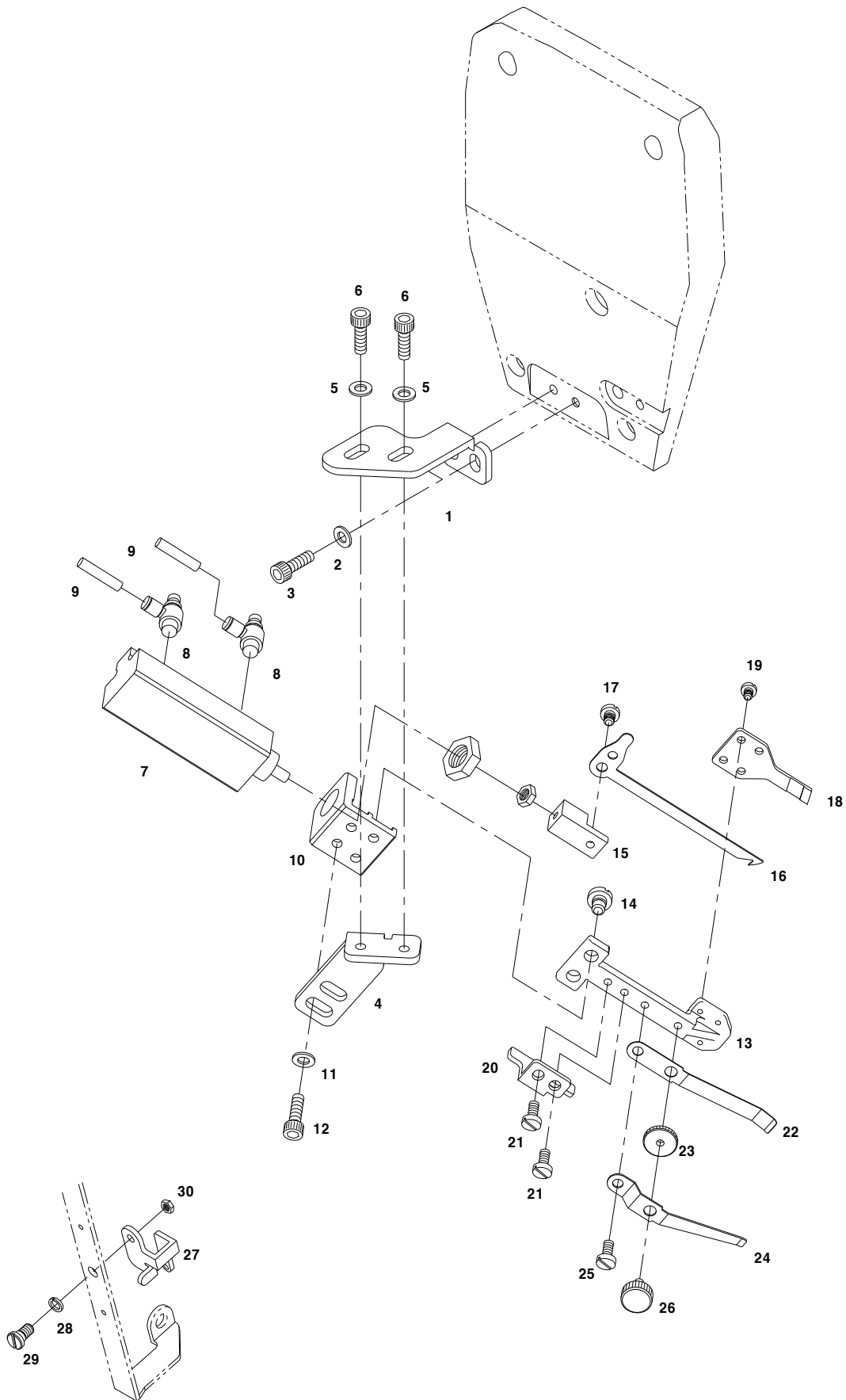
Ref. No.	Parts No.	Note	Name of Parts	품 명	Q'ty	Assembly No.
R-1	AS-000363-00		Solenoid valve (Ass'y) - 2Sol.	솔레노이드 밸브(조)-2련식	1Set	
R-1-1	PPP-AA003000		Hose Nipple (KJH 06-01S)	메니폴더 블록 호스 니플	1	
R-1-2	GP-002325-00		Manifolder Bolck (SS5Y3-41-02)	메니폴더 블록 (2련)	1	
R-1-3	PPP-BA000700		Solenoid valve (SY3120-5LE)	솔레노이드 밸브	2	
R-1-4	GP-001620-00		Silencer (AS-01)	메니폴더 블록 소음기	2	
R-1-5	CLB-JP003600		Y-Nipple(KQ2H04-00)	Y-니플	1	
R-2	AS-000362-00		Solenoidvalve (Ass'y) - 3Sol.	솔레노이드 밸브(조)-3련식	1Set	
R-2-1	PPP-AA003000		Hose Nipple (KJH 06-01S)	메니폴더 블록 호스 니플	1	
R-2-2	PPP-BB000500		Manifolder Bolck (SS5Y3-41-03)	메니폴더 블록 (3련)	1	
R-2-3	PPP-BA000700		Solenoid valve (SY3120-5LE)	솔레노이드 밸브	3	
R-2-4	GP-001620-00		Silencer (AS-01)	메니폴더 블록 소음기	2	
R-3	AS-000362-00		Solenoid valve (Ass'y) - 3Sol.	솔레노이드 밸브(조)-3련식	1Set	
R-3-1	PPP-AA003000		Hose Nipple (KJH 06-01S)	메니폴더 블록 호스 니플	1	
R-3-2	PPP-BB000500		Manifolder Bolck (SS5Y3-41-03)	메니폴더 블록 (3련)	1	
R-3-3	PPP-BA000700		Solenoid valve (SY3120-5LE)	솔레노이드 밸브	3	
R-3-4	GP-001620-00		Silencer (AS-01)	메니폴더 블록 소음기	2	



T1

Top Cover Thread Trimmer Mechanism

장식실 사절 관계 (SF 7500/□□□□/ST-F)



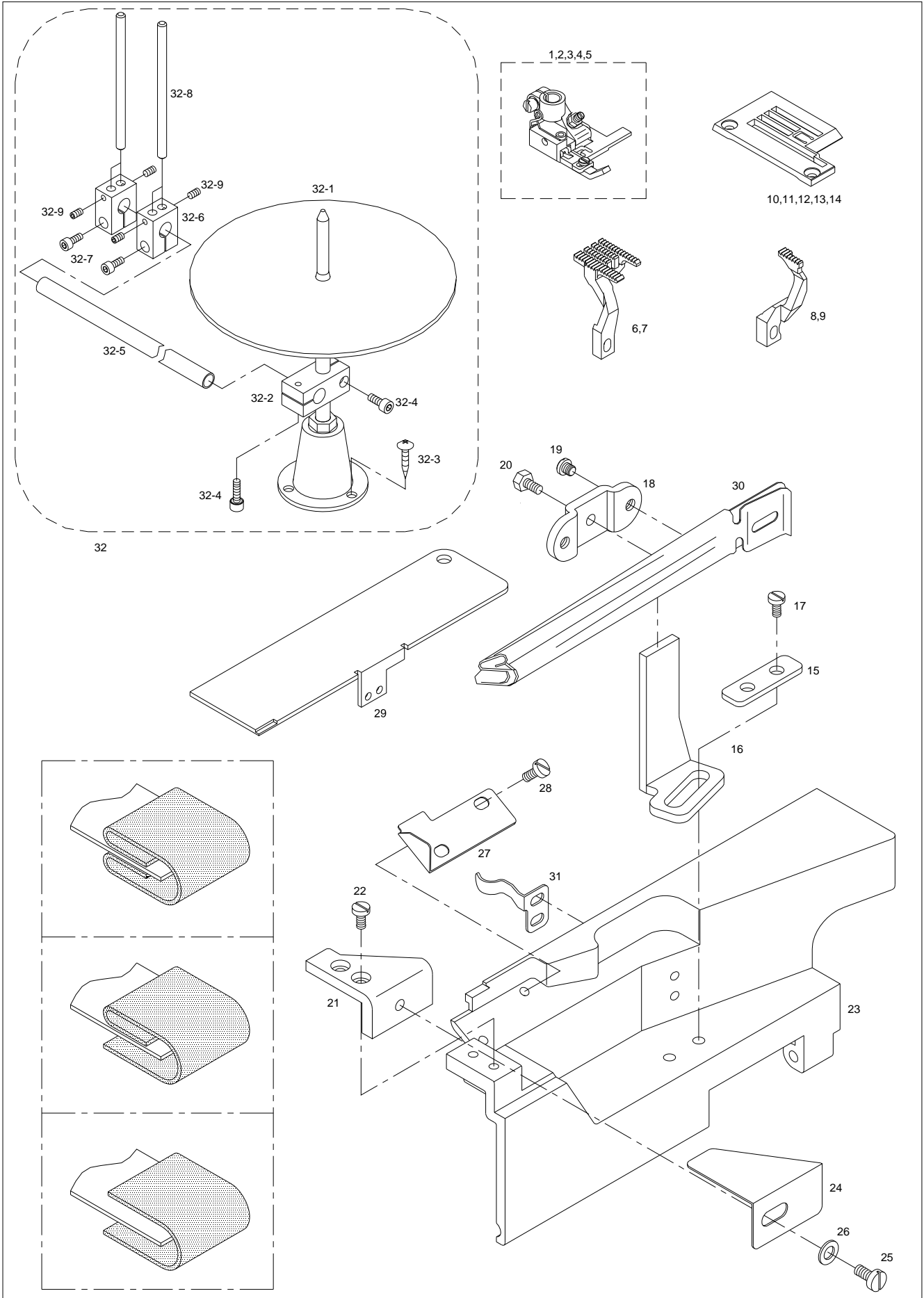


Ref. No.	Parts No.	Note	Name of Parts	품 명	Q'ty	Assembly No.
T1-1	CUT-BB000600		Bracket 'A' for Top Cover Thread Trimming Device	장식실 사철 브라켓'A'	1	
T1-2	PWS-AA001800		Washer	장식실 사철 브라켓'A' 와셔(호칭경 4)	2	
T1-3	PSC-AC001800		Screw	장식실 사철 브라켓'A' 고정나사(M4×P0.7, L=8)	2	
T1-4	CUT-BB000700		Bracke't B' for Top Cover Thread Trimming Device	장식실 사철 브라켓'B'	1	
T1-5	PWS-AA001800		Washer	장식실 사철 브라켓'B' 와셔(호칭경 4)	2	
T1-6	PSC-AC001800		Screw	장식실 사철 브라켓'B' 고정나사(M4×P0.7, L=8)	2	
T1-7	PPP-CA006100		Cylinder(CJPB6-20D)	장식실 사철 실린더	1	
T1-8	PPP-AB001600		Speed Controller(AS1201F-M5-04)	장식실 사철 실린더 스피드 컨트롤러	2	
T1-9	PPP-AD000100		Air Tube for Speed Controller	스피드 컨트롤러 에어튜브(φ4)	2	
T1-10	CUT-BB000800		Bracket for Cylinder	장식실 사철 실린더 브라켓	1	
T1-11	PWS-AA001800		Washer	장식실 사철 실린더 브라켓 와셔(호칭경 4)	2	
T1-12	PSC-AC001800		Screw	장식실 사철 실린더 브라켓 고정나사(M4×P0.7, L=8)	2	
T1-13	CUT-BA000300		Guide for Movable Trimming Knife	장식실 동메스 가이드	1	
T1-14	DSC-BF018700		Screw	장식실 동메스 가이드 고정나사(M4×P0.7, L=5.4)	2	
T1-15	CUT-BF000300		Holder for Movable Trimming Knife	장식실 동메스 잡이	1	
T1-16	CUT-NA000300		Movable Trimming Knife	장식실 동메스	1	
T1-17	DSC-FA014900		Screw	장식실 동메스 고정나사	1	
T1-18	CUT-NB000300		Fixed Trimming Knife	장식실 고정메스	1	
T1-19	DSC-BF010000		Screw	장식실 고정메스 나사(M2×P0.4, L=3.5)	4	
T1-20	CUT-BB000900		Support for Movable Trimming Knife Holder	장식실 동메스 잡이 지지대	1	
T1-21	DSC-BF006700		Screw	장식실 동메스 잡이 지지대 고정나사(M3×P0.5, L=5)	2	
T1-22	CUT-BF000400		Top Cover Thread Clamp	장식실 잡이	1	
T1-23	CUT-BJ001200		Nut for Top Cover Thread Clamp	장식실 잡이 너트	1	
T1-24	GP-002131-00		Top Cover Thread Clamp Spring	장식실 잡이 스프링	1	
T1-25	DSC-BF006700		Screw	장식실 잡이 스프링 고정나사(M3×P0.5, L=5)	1	
T1-26	DSC-HZ001200		Adjusting Screw for Top Cover Thread Clamp Spring	장식실 잡이 스프링 조정나사	1	
T1-27	CTH-HK000800		Eyelet for Top Cover Trimming Device	장식실 사철 아일렛	1	
T1-28	PWS-CA001400		Spring Washer	장식실 사철 아일렛 스프링와셔(호칭 4)	1	
T1-29	DSC-FA023800		Screw	장식실 사철 아일렛 고정나사	1	
T1-30	DSN-AA006600		Nut	장식실 사철 아일렛 고정너트(9/64" n=40)	1	

T2

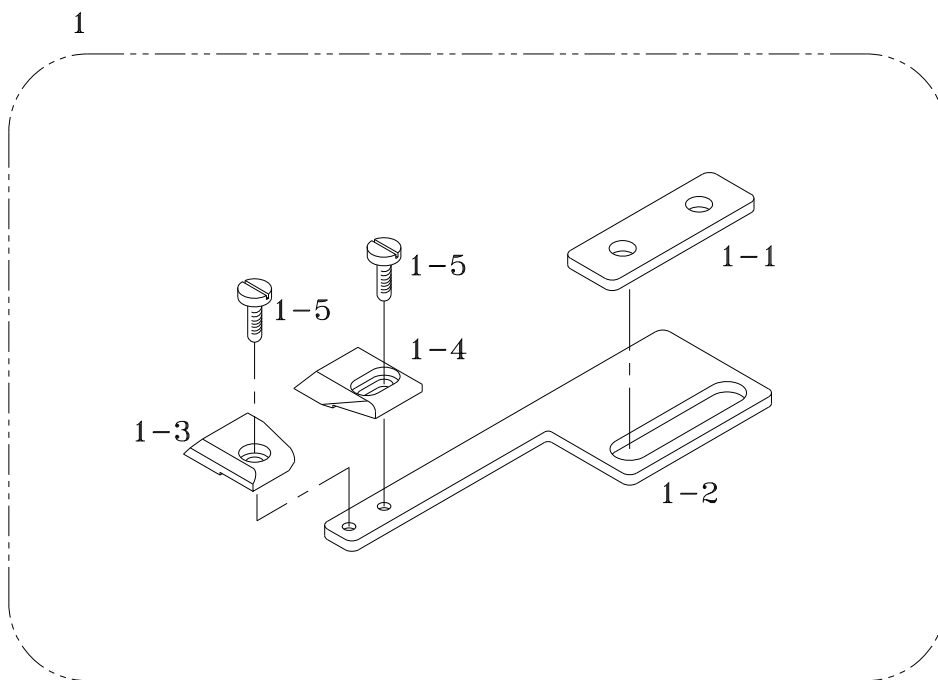
Binder Mechanism

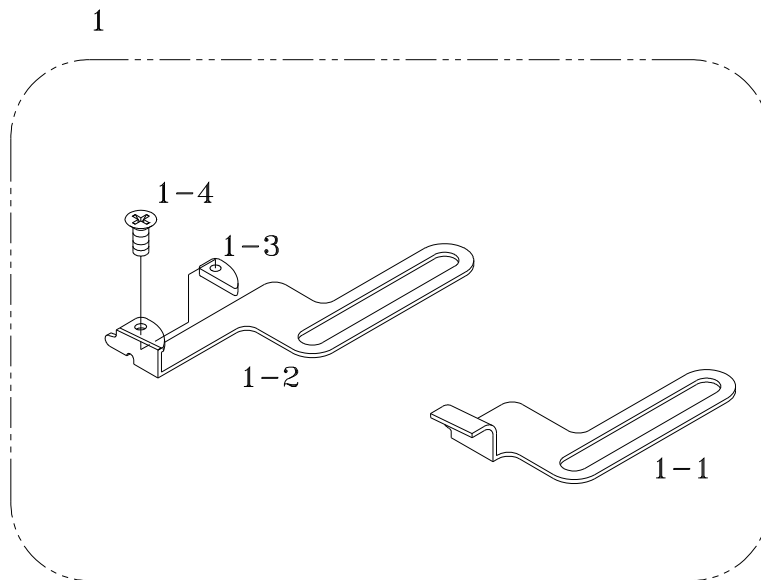
바인더 관계 SF 7500/□□.../ST-F)





Ref. No.	Parts No.	Note	Name of Parts	품 명	Q'ty	Assembly No.
T2-1	AS-003516-00		Presser Foot (Ass'y)	바인더형노루발(조) 4.0	1Set	
T2-2	AS-003710-00		Presser Foot (Ass'y)	바인더형노루발(조) 3.2	1Set	
T2-3	AS-003711-00		Presser Foot (Ass'y)	바인더형노루발(조) 4.8	1Set	
T2-4	AS-003712-00		Presser Foot (Ass'y)	바인더형노루발(조) 5.6	1Set	
T2-5	AS-003713-00		Presser Foot (Ass'y)	바인더형노루발(조) 6.4	1Set	
T2-6	GP-012179-00		Main Feed Dog(Attach Binder)	주이송톱니(바인더형)	1	
T2-7	GP-012985-00		Main Feed Dog(Attach Binder)	주이송톱니(바인더형) 6.4	1	
T2-8	GP-012180-00		Differential Feed Dog(Attach Binder)	차동이송톱니(바인더형)	1	
T2-9	GP-012986-00		Differential Feed Dog(Attach Binder)	차동이송톱니(바인더형) 6.4	1	
T2-10	GP-012181-01		Needle Plate-2N/3.2mm(Attach Binder)	침판-2본침32mm(바인더형)	1	
T2-11	GP-012182-01		Needle Plate-2N/4.0mm(Attach Binder)	침판-2본침40mm(바인더형)	1	
T2-12	GP-012183-01		Needle Plate-2N/4.8mm(Attach Binder)	침판-2본침48mm(바인더형)	1	
T2-13	GP-012184-01		Needle Plate-2N/5.6mm(Attach Binder)	침판-2본침56mm(바인더형)	1	
T2-14	GP-012185-01		Needle Plate-2N/6.4mm(Attach Binder)	침판-2본침64mm(바인더형)	1	
T2-15	GP-012166-00		Folder Support Fixing Plate	폴더지지대 고정판	1	
T2-16	GP-012167-00		Folder Support	폴더지지대	1	
T2-17	DSC-BF009900		Screw(M5×L18)	폴더지지대 고정판 고정나사	2	
T2-18	GP-012168-00		Folder Clamp	폴더잡이	1	
T2-19	SC-000422-00		Screw	폴더잡이 고정나사	2	
T2-20	PSC-AC011800		Bolt	랍빠 고정육각볼트	1	
T2-21	GP-007321-00		Front Cover(S)	전면커버(소)-Attach용	1	
T2-22	DSC-BF005400		Screw(M4×P0.7, L=7.8)	베드전면커버(소) 고정나사	2	
T2-23	GP-007322-03		Bed Front Cover(L)-for Attachment	베드전면커버(대)-Attach용	1	
T2-24	GP-007319-00		Fabric Slide Plate-Attach	편물미끄러짐판-Attach용	1	
T2-25	PSC-BH000500		Screw(M5×L8)	편물미끄러짐판 고정나사	1	
T2-26	PWS-AA002800		Washer(d=5.2,D=10.5, t=1)	편물미끄러짐판 와셔	1	
T2-27	GP-007320-01		Dustproof Cover-Attach	방진커버-Attach용	1	
T2-28	DSC-BF012600		Screw(M4xP0.7, L=5)	방진커버 고정나사	2	
T2-29	GP-012672-00		Looper Cam Cover-Binder Type	루퍼캠커버(Binder형)	1	
T2-30	GP-013114-00		Attachment	랍빠	1	
T2-31	GP-013380-00		Latch Spring for Bed Front Cover(BN)	베드전면커버래치스프링(BN)	1	
T2-32	AS-003789-01		Binder Tape Stand Assembly	바인더테이프꽂이(조)	1set	
T2-32-1	GP-018354-00		Tape Stand Assembly	테이프 꽂이(조)	1set	
T2-32-2	GP-013505-00		Guide Support Bar Block	가이드지지대블럭	1	
T2-32-3	PSC-DD000100		Screw	테이프 꽂이(조) 나사	3	
T2-32-4	PSC-AC010600		Guide Support Bar Block Screw	가이드지지대블럭나사	2	
T2-32-5	GP-013506-00		Guide Support Bar	가이드지지대	1	
T2-32-6	GP-013507-00		Guide Bar Block	가이드바블럭	2	
T2-32-7	PSC-AC006200		Guide Bar Block Screw	가이드바블럭나사	2	
T2-32-8	GP-013508-00		Guide Bar	가이드바	4	
T2-32-9	DSC-CB001500		Guide Bar Screw	가이드바 고정나사	4	

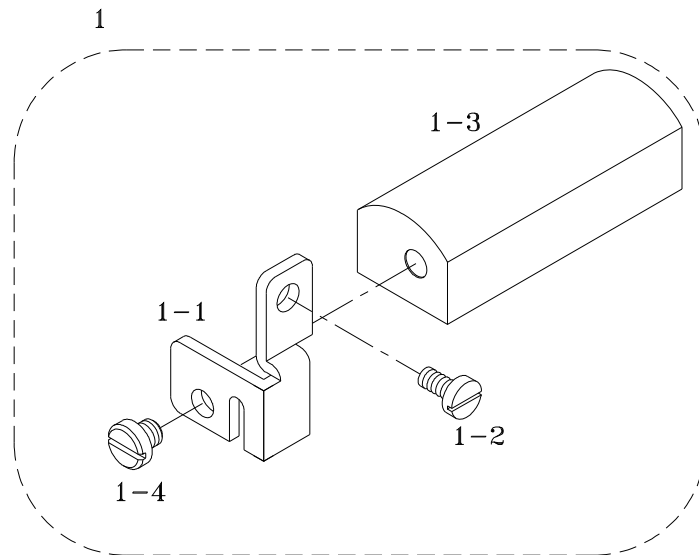




T5

Compact Spot Light Mechanism

상단 램프 관계

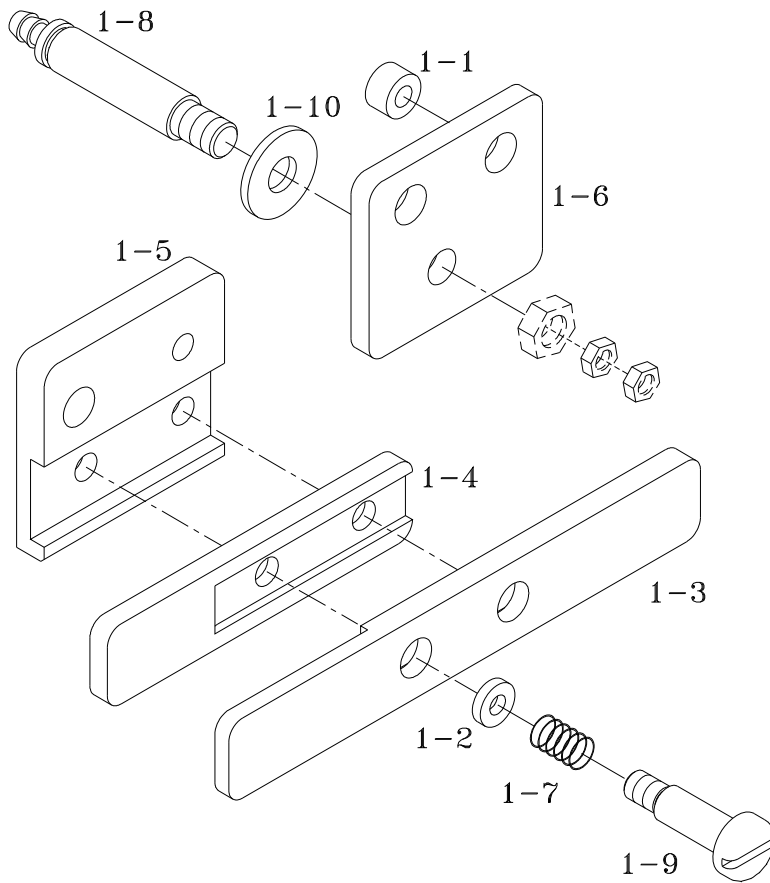


T6

Needle Thread Clamp Mechanism

윗실잡이 관계

1

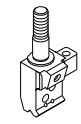
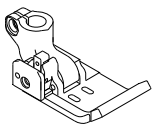
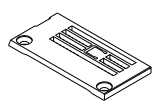
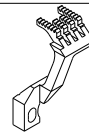



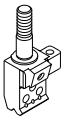
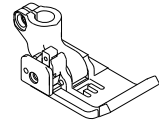
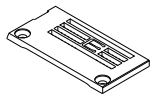
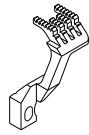



Gauge Parts

게이지 파트

◎ SF 7400 /7500 (Flat Bad Standard Type)

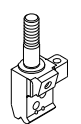
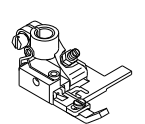
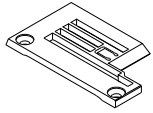

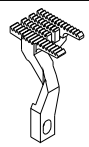
Model	Needle Clamp	Presser Foot	Stitch Plate	Differential Feed Dog	Main Feed Dog
SF 7400					
SF7400-132M	CGA-GD001900	AS-001708-00	GP-006804-00	CGA-GB019900	CGA-GB020000
-140M	CGA-GD002000	AS-000352-00	GP-002209-00	CGA-GB019900	CGA-GB020000
-148M	CGA-GD002100	AS-001709-00	GP-006805-00	CGA-GB019900	CGA-GB020000
-164M	CGA-GD002200	AS-001710-00	GP-006806-00	GP-011076-00	GP-011075-00

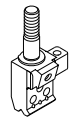
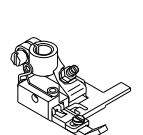
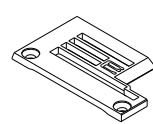
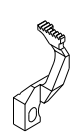
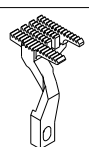
Model	Needle Clamp	Presser Foot	Stitch Plate	Differential Feed Dog	Main Feed Dog
SF 7500					
SF7500-148M	CGA-GD002300	AS-003790-00	GP-013517-00	CGA-GB019900	GP-006123-00
-156M	CGA-GD000200	AGA-PS001301	CGA-GA000700	CGA-GB019900	GP-006123-00
-164M	CGA-GD002400	AS-001705-00	GP-006766-00	GP-011076-00	GP-011075-00

★6.4mm 게이지 사용시 동시 교체 부품

1. 베드전면커버(대) - (GP-018699-00)
2. 비사철 사용시 : 루퍼캠커버(비사철) - (GP-018696-00)
- 사철 사용시 : 루퍼캠커버(사철) - (GP-018698-00)

◎ SF 7400 /7500 (Flat Bad Binder Type)

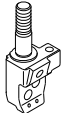
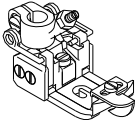
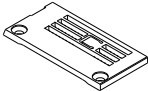
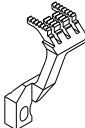

Model	Needle Clamp	Presser Foot	Stitch Plate	Differential Feed Dog	Main Feed Dog
SF 7400 / BN					
SF 7400 / BN-132M	CGA-GD001900	AS-003710-00	GP-012181-00	GP-012180-00	GP-012179-00
-140M	CGA-GD002000	AS-003516-00	GP-012181-00	GP-012180-00	GP-012179-00
-148M	CGA-GD002100	AS-003711-00	GP-012183-00	GP-012180-00	GP-012179-00

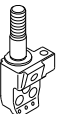
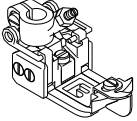
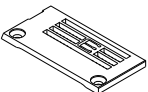
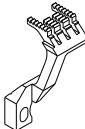

Model	Needle Clamp	Presser Foot	Stitch Plate	Differential Feed Dog	Main Feed Dog
SF 7500 / BN					
SF 7500 / BN-156M	CGA-GD000200	AS-003712-00	GP-012184-00	GP-012180-00	GP-012179-00
-164L	CGA-GD002400	AS-003713-00	GP-012185-00	GP-012986-00	GP-012985-00

◎ Needle Plate - L Type

	Needle	Gauge Size	Parts No.
	2-Needle	3.2mm	CGA-GA007100
		4.0mm	CGA-GA007200
		4.8mm	CGA-GA007300
		6.4mm	CGA-GA007400
	3-Needle	4.8mm	CGA-GA007500
		5.6mm	GP-021038-00
6.4mm		CGA-GA007600	

◎ SF 7400H /7500H (Heavy Material Type)

Model	Needle Clamp	Presser Foot	Stitch Plate	Differential Feed Dog	Main Feed Dog
SF 7400H					
SF7400H-132M	CGA-GD002500	AS-007179-00	GP-032570-01	GP-033965-00	GP-033960-00
-140M	CGA-GD002600	AS-007180-00	GP-032571-01	GP-033965-00	GP-033960-00
-148M	CGA-GD002700	AS-007181-00	GP-032572-01	GP-033965-00	GP-033960-00

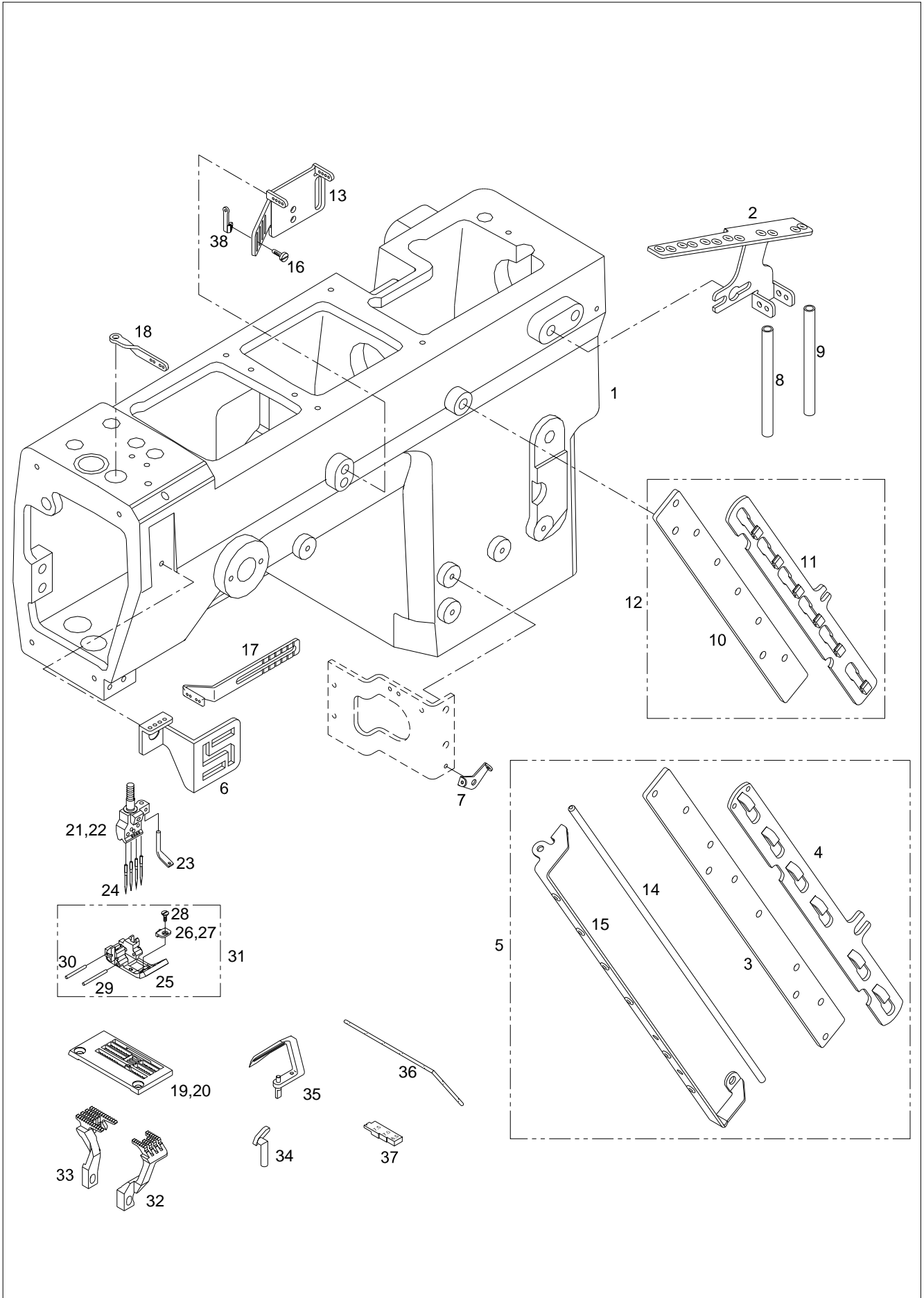
Model	Needle Clamp	Presser Foot	Stitch Plate	Differential Feed Dog	Main Feed Dog
SF 7500H					
SF7500H-156M	GP-031183-00	AGA-PS005600	GP-030528-05	GP-033965-00	GP-033960-00
-164M	CGA-GD002800	AS-007182-00	GP-032573-01	GP-033965-00	GP-033960-00

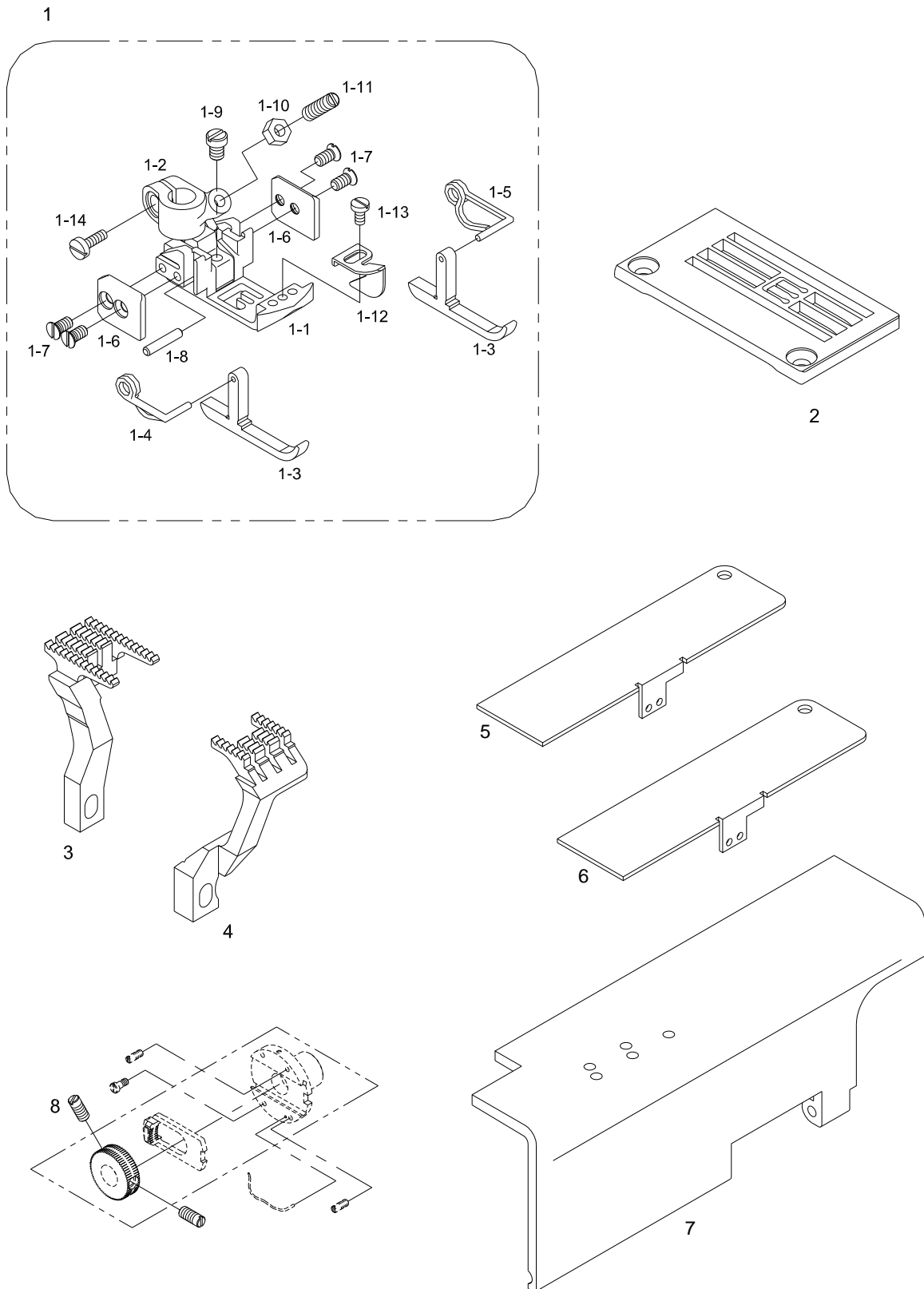
★후물사양 게이지 사용시 동시 교체 부품 - Parts to be replaced simultaneously when using the gauge for heavy materials

1. 베드전면커버(대) - Bed Front Cover(L) (GP-018699-00)
 2. 비사절 사용시 : 루퍼캠커버(비사절) Looper Cam Cover - (GP-0018696-00)
- 사절 사용시 : 루퍼캠커버(사절) Looper Cam Cover - (GP-018698-00)

4 Needle Gauge Mechanism

4본침 게이지 관계





Index

Parts No.	Name of Parts	Page	Ref.No.	Parts No.	Name of Parts	Page	Ref.No.	Parts No.	Name of Parts	Page	Ref.No.
02-015SC-7113	Screw(M4xP0.7, L=7.8)	9	A-22	CFA-CA0021	Differential Rocker	35	I-6-1	CLF-CR0008	Main Feed Bar	35	I-17
12-003A-2507	Magnet for Upper Shaft Pulley	23	D-4	CFA-CA0022	Connecting Link for Differential Feed	35	I-13	CLF-CR0009	Differential Feed Bar	35	I-18
17-0000-SE55	Syncro. Sensor	45	N-36	CFA-CD0002	Differential Regulating Slider	35	I-6-2	CLF-DC0040	Feed Cam	37	J-18-1
17-0000-SE55	Syncro. Sensor	55	S-17	CFA-CM0033	Lever for Differential Feed Shaft	35	I-15	CLF-DC0041	Main Feed Eccentric	37	J-20-1
91-0022-CROZ	Needle	25	E-9	CFA-CM0034	Control Lever for Differential Feed	35	I-35	CLF-FC0001	Gasket of Feed Bar Cover	37	J-31
91-006C-2700	Head Cover	43	M-31	CFA-CM0035	Main Feed Bar Lever	35	I-4	CLF-LA0002	Feed Bar Cover	37	J-32
91-020A-300G	Thread Tweezers	43	M-29	CFA-KC0019	Shaft for Differential Feed Control Lever	35	I-34	CLP-BB0008	Looper Rocker Lever Bracket	33	H-10
91S017S-306H	S/Shape Hook	43	M-17	CFA-KC0020	Feed Bar Driving Shaft	35	I-3	CLP-BB0009	Looper Rocker Arm	33	H-17
AGA-PS0013	Presser Foot [Ass'y]	27	F-15	CGA-BJ0004	Guide(L) for Sub-Presser Foot	27	F-15-4	CLP-BF0013	Looper Holder	33	H-38
AGA-PS0056	Presser Foot(Ass'y)	73	W-1	CGA-BJ0005	Guide(R) for Sub-Presser Foot	27	F-15-5	CLP-BK0005	Looper Slide Block	33	H-19
ALB-PS0012	Oil Pump Ass'y	39	K-1	CGA-BJ0016	Guide for Sub-Presser Foot	73	W-1-6	CLP-CA0005	Looper Rocker Link	33	H-8
ALS-PS0007	Oil Cooling Fan[Ass'y]	19	C-4	CGA-GA0077	Needle Plate(5.6MM)	71	V-19	CLP-CA0006	Looper Driving Lever Link	33	H-26
ALS-PS0012	Looper Cam [Ass'y]	19	C-22	CGA-GA0078	Needle Plate(6.4MM)	71	V-20	CLP-CC0005	Looper Rocker Connecting Rod	33	H-1
ANB-PS0008	Needle Bar	25	E-1	CGA-GB0199	Differential Feed Dog	37	J-25	CLP-CC0006	Looper Connecting Rod	33	H-23
AS-000294	Pedal for Presser Foot(Ass'y)(Non-Auto. Trimmer)	43	M-15	CGA-GB0200	Main Feed Dog	37	J-26	CLP-CM0012	Looper Driving Lever	33	H-30
AS-000295	Tension Release Lever(Ass'y)(Non-Auto. Trimmer)	27	F-38	CGA-GC0010	Presser Foot(Upper)	27	F-15-2	CLP-DC0003	Looper Rocker Cam	33	H-3
AS-000337	Thread Pull-off Hook Holder "A"	45	N-23	CGA-GC0011	Presser Foot(Lower)	27	F-15-1	CLP-HG0004	Niddle Guide (Front)	33	H-43
AS-000338	Thread Pull-off Hook Holder "B"	45	N-24	CGA-GC0012	Sub-Presser Foot	27	F-15-3	CLP-HK0005	Looper Thread Guide	17	B-33
AS-000348	Needle Bar Connecting Rod(Ass'y)	25	E-11	CGA-GC0096	Presser Foot(Upper)	73	W-1-2	CLP-HK0006	Looper Thread Eyelet	17	B-36
AS-000361	Fileter Regulator [Ass'y]	51	Q-1	CGA-GC0097	Sub-Presser Foot	73	W-1-3	CLP-KC0010	Looper Shaft	33	H-35
AS-000362	Solenoidvalve (Ass'y) - 3Sol.	53	R-2	CGA-GC0107	Presser Foot(Lower)	71	V-25	CLP-KC0011	Looper Rocker Shaft	33	H-16
AS-000362	Solenoid valve (Ass'y) - 3Sol.	53	R-3	CGA-GC0189	Presser Foot(Lower)	73	W-1-1	CLS-BB0023	Needle Guard Driving Arm	19	C-29
AS-000363	Solenoid valve (Ass'y) - 2Sol.	53	R-1	CGA-GD0002	Needle Holder	25	E-7	CLS-BR0001	Oil Cooling Fan	19	C-4-1
AS-000364	Thread Trimming Air Cylinder [Ass'y]	51	Q-21	CGA-HD0010	Looper	33	H-41	CLS-CC0002	Needle Guard Connecting Rod	19	C-26
AS-000365	Knee-lifting Air Cylinder [Ass'y]	51	Q-12	CGA-HF0001	Spreader	31	G-28	CLS-DB0001	Lower Shaft(F) Balance	19	C-44
AS-000665	Spreader Driving Eccentric(Ass'y)	31	G-12	CGA-HG0005	Needle Guard(F)	71	V-34	CLS-DC0001	Needle Guard (R) Eccentric Cam	19	C-42
AS-001303	Holder for Presser Bar[Ass'y]	27	F-4	CLB-BF0009	Sponge Holder	25	E-22	CLS-DF0003	Looper Cam	19	C-22-1
AS-001304	Pressure Regulating Screw [Ass'y]	27	F-1	CLB-BG0034	Needle Bar Oil Wick Holder	25	E-33	CLS-HG0001	Needle Guard (R)	19	C-33
AS-001649	Feed Driving Connecting Rod(Ass'y)	37	J-18	CLB-BH0012	Oil Hose Holder	39	K-31	CLS-KC0041	Lower Shaft(Rear)	19	C-18
AS-001650	Differential Rocker(Ass'y)	35	I-6	CLB-JA0001	Oil Receiver Bracket	39	K-15	CLS-KC0044	Needle Guard Shaft	19	C-32
AS-001651	Main Feed Eccentric(Ass'y)	37	J-20	CLB-JD0010	Oil Wick($\phi 3$, L=85)	23	D-20	CMB-BA0016	Base for Needle Plate	11	A-90
AS-001700	Supplementary Tension Device for Top Cover Thread(Ass'y)	15	B-31	CLB-JD0011	Needle Bar Connecting Rod Pin Oil Wick	25	E-16	CMB-BB0050	Eye Guard Bracket 'B'	9	A-23
AS-001701	Thread Trimming Work Ass'y	49	P-29	CLB-JD0011	Needle Plate	25	E-29	CMB-BB0053	Guide for Needle Bar Cover	9	A-16
AS-001730	Arm&Bed Ass'y	9	A-1-1	CLB-JD0014	Oil Wick (3xL80)	19	C-48	CMB-BB0056	Bracket for Oil Container	15	B-9
AS-003516	Presser Foot (Ass'y)	59	T2-1	CLB-JD0015	Needle Bar Oil Wick	25	E-34	CMB-BB0102	Latch Spring for Bed Side Cover	9	A-40
AS-003710	Presser Foot (Ass'y)	59	T2-2	CLB-JF0009	Oil Suction Pipe Upper	39	K-12	CMB-BB0103	Side Cover Holder	9	A-43
AS-003711	Presser Foot (Ass'y)	59	T2-3	CLB-JF0030	Suction Pipe Lower	39	K-5	CMB-BB0104	Bracket for Bed Front Cover	11	A-97
AS-003712	Presser Foot (Ass'y)	59	T2-4	CLB-JG0008	Oil Hose $\phi 4$	39	K-32	CMB-BB0115	Bracket of Looper Thead Guide Plate	21	C-53
AS-003713	Presser Foot (Ass'y)	59	T2-5	CLB-JJ0002	Oil Window	9	A-11	CMB-BB0116	Supporting Looper Thead Guide Plate	19	C-51
AS-003783	Hemming Guide Ass'y	63	T4-1	CLB-JL0051	Felt for Spreader Shaft	31	G-20	CMB-BB0117	Looper Thread Cast-off Plate Bracket	21	C-65
AS-003784	Covering Guide Ass'y	61	T3-1	CLB-JL0052	Arm Suction Pipe Felt	39	K-14	CMB-BF0006	Silicon Felt Holder	25	E-27
AS-003785	SL Ass'y	65	T5-1	CLB-JM0003	Oil Filter	39	K-21	CMB-BG0004	Bracket for Thread Eyelet Pipe	15	B-3
AS-003787	Needle Thread Clamp Set	67	T6-1	CLB-JM0006	Oil Net	39	K-29	CMB-BH0002	Needle Thread Guide	15	B-20
AS-003789	Binder Tape Stand Assembly	59	T2-32	CLB-JP0002	Oil Hose Joint B	39	K-10	CMB-BJ0027	Eye Guard Bracket 'A'	9	A-21
AS-006860	Presser Foot(Ass'y)	71	V-31	CLB-JP0009	Oil Hose Joint A	39	K-9	CMB-BJ0033	Cover for Needle Thread Take Up	15	B-22
AS-006881	Thread Tension Device(Ass'y)(Non-Auto-Trimmer)	71	V-12	CLB-JP0036	Y-Nipple(KQ2H04-00)	53	R-1-5	CMB-BJ0070	Machine Number Plate	9	A-48
AS-006897	Thread Tension Device(Ass'y)(Auto-Trimmer)	71	V-5	CLB-JQ0002	Oil Nozzle for Worm Gear	39	K-6	CMB-BJ0073	Thread Guide Plate	71	V-2
AS-007054	Lower Crank Shaft	19	C-46	CLB-LA0003	Oil Filter Cover	39	K-24	CMB-BJ0090	Looper Thread Take Up Cover Spring	11	A-65
AS-007118	Looper Thread Tention Control Ass'y	21	C-70	CLB-MG0001	Needle Bar Holder Guide Sponge	25	E-21	CMB-BJ0091	Main Feed Regulating Pushbutton Stopper	11	A-88
ATA-PS0020	Supplementary Tension Device for Needle Thread(Ass'y)	15	B-24	CLF-BB0013	Feed Bar Guide(Front)	37	J-1	CMB-BJ0092	Latch Spring for Bed Front Cover	11	A-105
ATA-PS0057	Thread Tension Device(Ass'y)	15	B-7	CLF-BB0014	Feed Bar Guide(Rear)	37	J-3	CMB-BJ0093	Silicon Lubrication Tank Cap	25	E-24
AWP-PS0010	Air Wiper[Ass'y]	45	N-12	CLF-BB0015	Bracket of Feed Bar Cover	37	J-28	CMB-BJ0094	Looper Thead Guide Plate	21	C-55
CAB-AA0024	Arm	71	V-1	CLF-BF0009	Eccentric Pin Holder	37	J-12	CMB-BJ0095	Looper Thread Cast-off Plate	21	C-67
CAB-AA0114	Arm	9	A-1	CLF-BH0002	Main Feed Eccentric Plate Spring	37	J-23	CMB-BQ0010	Thread Eyelet Pipe	45	N-16
CAB-AB0067	Bed	9	A-2	CLF-CA0026	Differential Feed Bar Connect Link	35	I-22	CMB-BQ0011	Thread Eyelet Pipe(L)	71	V-8
CAC-JB0001	Oiler	43	M-27	CLF-CA0027	Main Feed Bar Connect Link	35	I-25	CMB-BQ0012	Thread Eyelet Pipe(R)	71	V-9
CAC-MH0001	Chain	43	M-16	CLF-CB0047	Feed Cam of Crank	37	J-15	CMB-BQ0013	Thread Eyelet Pipe(L)(Non-Auto Trimmer)	17	B-35
CAC-MH0001	Accessory Bag	43	M-18	CLF-CC0030	Feed Driving Connecting Rod	37	J-18-3	CMB-BQ0015	Thread Eyelet Pipe(R)(Non-Auto Trimmer)	15	B-6
CAR-BB0002	Regulator Bracket	51	Q-4	CLF-CD0006	Feed Lift Block(Rear)	37	J-6	CMB-FC0028	Gasket for Face Plate	9	A-4
CAR-BB0006	Manifolder Bracket	55	S-18	CLF-CD0014	Feed Lift Block(Front)	37	J-10	CMB-FC0029	Gasket for Top Cover	9	A-8
CFA-BJ0020	Differential Regulating Slider Cap	35	I-6-3	CLF-CD0015	Main Feed Eccentric Slider	37	J-20-2	CMB-FC0030	Rear Cover Gasket for Arm	9	A-18
CFA-BJ0021	Differential Feed Graduations	35	I-38	CLF-CH0007	Feed Adjusting Pin	37	J-5	CMB-FC0085	Gasket for Bed Rear Cover-L	9	A-31

Index

Parts No.	Name of Parts	Page	Ref.No.	Parts No.	Name of Parts	Page	Ref.No.	Parts No.	Name of Parts	Page	Ref.No.
CMB-FC0086	Gasket for Bed Top Cover(Right)	11	A-71	CPM-CB0006	Knee-Lifting Connecting Crank	27	F-22	CTR-CM0006	Tension Release Lever	45	N-2
CMB-FC0087	Gasket for Bed Top Cover(Left)	11	A-75	CPM-CB0007	Lifter Link Lever for Presser Bar	27	F-19	CTR-CM0007	Thread Pull-off Lever	45	N-28
CMB-FC0091	Gasket for Bed Rear Cover[Small]	11	A-83	CPM-CM0011	Knee-lifting Lever	45	N-1	CTR-CM0014	Tension Release Lever(Non-auto. Trimmer)	27	F-38-1
CMB-FC0092	Bed Front Cover (S) Gasket	11	A-94	CPM-KC0006	Knee-lifting Shaft	27	F-21	CTR-DC0001	Thread Pull-off Eccentric	45	N-31
CMB-FD0011	Cushion Rubber for Bed Support Bar	43	M-9	CSE-BF0001	Spreader Holder	31	G-26	CTR-KC0002	Tension Release Shaft	45	N-15
CMB-FD0014	Rubber Cushion(Large) for Bed Side Cover	9	A-38	CSE-CB0001	Rocking Arm for Spreader Driving Shaft	31	G-16	CTR-KC0003	Thread Pull-off Bar	45	N-19
CMB-FD0015	Rubber Cushion(Small) for Bed Side Cover	9	A-39	CSE-CC0001	Connecting Rod for Spreader Driving Shaft	31	G-12-1	CTT-BA0024	Moving Mes Body	49	P-4
CMB-FD0015	Rubber Cushion(Small) for Bed Front Cover	11	A-104	CSE-CM0001	Spreader Adjusting Lever	31	G-6	CTT-BA0025	Fixed Mes Body	49	P-9
CMB-FG0003	Ring for Lower Shaft Bearing(F) Housing	11	A-86	CSE-CU0001	Rocking for Spreader Shaft	31	G-18	CTT-BB0046	Holder for Limit Switch Bracket	47	O-18
CMB-HK0039	Top Cover Thread Eyelet(Left)	15	B-29	CSE-DC0001	Spreader Driving Eccentric	31	G-12-3	CTT-BB0047	Bracket for Trimming Cylinder	47	O-21
CMB-HK0040	Thread Guide Plate	15	B-1	CSE-KC0001	Spreader Driving Shaft	31	G-1	CTT-BB0048	Trimming Device Bracket	49	P-11
CMB-HK0043	Top Cover Thread Eyelet(Right)	15	B-26	CSE-KG0001	Spreader Shaft	31	G-19	CTT-BF0019	Block for Trimming Switch Guide	47	O-13
CMB-HK0044	Needle Thread Eyelet	15	B-18	CST-BB0068	Guide for Pedal Chain	43	M-13	CTT-BJ0027	Tension Release Switch Guide	47	O-7
CMB-HK0044	Needle Thread Eyelet	71	V-38	CST-BF0001	Holder for Thread Guide Bar	41	L-7	CTT-BJ0061	Thread Tension Release Connecting Plate	47	O-10
CMB-HK0091	Looper Thead Guide	21	C-57	CST-BF0002	Holder for Thread Guide Sub-Bar	41	L-2	CTT-BJ0062	Tension Release Switch Bracket	47	O-3
CMB-HK0092	Looper Thead Tention Control Guide	21	C-60	CST-BH0001	Thread Guide Sub-Bar	41	L-6	CTT-BJ0063	Trimming Device Connecting Plate	47	O-30
CMB-JB0004	Oil Tank	15	B-13	CST-BH0002	Thread Guide Bar	41	L-10	CTT-BJ0064	Fixed Mes Spacer	49	P-25
CMB-JB0009	Silicon Lubrication Tank	25	E-23	CST-BH0003	Thread Guide Bar	71	V-36	CTT-BJ0065	Holder for Clamp Spring Pressure	49	P-27
CMB-JL0004	Oil Tank Felt	15	B-17	CST-BJ0024	Wind Guide Plate	11	A-57	CTT-BJ0066	Hexagonal Stopper Plate	49	P-15
CMB-JL0007	Silicon Lubrication Felt	25	E-26	CST-BJ0032	Bed Support Bar	43	M-5	CTT-BJ0067	Fixed Mes Stopper-S	49	P-19
CMB-LA0084	Face Plate	9	A-3	CST-CM0004	Knee-lifting Lever(Non-auto. Trimmer)	27	F-28	CTT-BJ0068	Ficed Mes Stopper-L	49	P-20
CMB-LA0085	Top Cover	9	A-7	CST-FB0003	Washer	29	F-48	CTT-BM0004	Knuckle for Trimming Cylinder	47	O-24
CMB-LA0086	Eye Guard	9	A-27	CST-FB0003	Rubber Washer for Bed Support Bar	43	M-8	CTT-BM0005	Knuckle for Trimming Connecting Rod	47	O-26
CMB-LA0096	Needle Bar Cover	9	A-15	CST-FB0007	Drain Hole Seal	9	A-55	CTT-CR0003	Trimming Connecting Rod	47	O-28
CMB-LA0102	Oil Tank Cover	15	B-15	CST-FB0008	Dust Proof	55	S-3	CTT-FB0006	Stopper Rubber for Trimming Cylinder	47	O-17
CMB-LA0224	Belt Cover for Mini-Motor	55	S-10	CST-FD0019	Oil Reservoir Rubber Cushion	43	M-4	CTT-LB0001	Tension Switch Cover	47	O-5
CMB-LA0225	Cover for Mini-Motor	55	S-12	CST-FG0003	Oil Reservoir Gasket	9	A-52	CTT-LF0001	Insulation Film	47	O-2
CMB-LA0276	Bed Rear Cover-L	9	A-30	CST-JA0034	Oil Pan	9	A-53	CTT-NA0027	Moving Mes	49	P-5
CMB-LA0277	Bed Side Cover	9	A-33	CST-LG0043	Table(Mini Motor Option)	55	S-16	CTT-NB0026	Fixed Mes	49	P-22
CMB-LA0278	Bed Front Cover(L)	11	A-99	CST-MF0006	Thread Stand(Ass'y)	41	L-1	CUS-BB0010	Bracket for Thread Take Up Lever	23	D-43
CMB-LA0280	Bed Top Cover(Left)	11	A-74	CTA-BA0005	Tension Post Ferrule	15	B-7-5	CUS-BB0011	Sensor Bracket	45	N-38
CMB-LA0296	Looper Cam Cover-Auto Trimmer	45	N-42	CTA-BB0008	Needle Thread Retainer Support	15	B-24-1	CUS-BJ0008	Guide for Thread Take Up Driving Lever Shaft	23	D-32
CMB-LA0297	Cover for Oil Cooling fan	11	A-108	CTA-BD0004	Retainer for Thread Tension Spring Cap	15	B-7-9	CUS-CC0001	Connect Rod for Take Up Driver	23	D-29
CMB-LA0298	Bed Rear Cover[Small]	11	A-82	CTA-BJ0014	Tension Post Support	45	N-35	CUS-CM0001	Driving Lever for Thread Take Up Shaft	23	D-38
CMB-LA0299	Upper Plate(F) of Bed	11	A-67	CTA-BJ0015	Tension Disc Separator(Non-Auto Trimmer)	45	N-34	CUS-CP0006	Upper Shaft Pulley	23	D-3
CMB-LA0300	Bed Top Cover(Right)-Non auto Trimmer	11	A-70	CTA-BJ0016	Needle Thread Retainer Disc Support	15	B-24-2	CUS-DA0033	Link Cam	23	D-27
CMB-LA0301	Upper Cover(R)	45	N-41	CTA-BJ0031	Tension Post Support(Auto-Trimmer)	71	V-3	CUS-DB0002	Balance for Upper Shaft	23	D-17
CMB-LA0302	Housing for Lower Shaft Bearing(F)	11	A-85	CTA-BJ0032	Tension Post Support(Non Auto-Trimmer)	71	V-10	CUS-HK0001	Needle Thread Take Up Lever	23	D-46
CMB-LA0303	Bed Front Cover (S)	11	A-93	CTA-BJ0037	Tension Post Support(Non-Auto Trimmer)	15	B-7-1	CUS-HK0002	Top Cover Thread Takp Up Lever	23	D-47
CMB-LA0305	Bed Cover	39	K-27	CTA-BJ0038	Tension Disc Separator(Non-Auto Trimmer)	15	B-7-4	CUS-HK0003	Needle Thread Take Up Lever	71	V-17
CMB-LA0306	Belt Cover (Upper)	43	M-1	CTA-BN0003	Stopper for Tension Spring	15	B-7-13	CUS-KC0008	Upper Shaft (R)	23	D-13
CMB-LB0048	Rear Cover for Arm	9	A-19	CTA-HK0003	Thread Guide 'A' of Thread Tension Device	15	B-7-2	CUS-KC0011	Driving Shaft for Thread Takp Up	23	D-34
CMB-LB0112	Bed Top Cover (Right)	49	P-14	CTA-HK0004	Thread Guide 'B' of Thread Tension Device	15	B-7-3	CUS-KG0014	Upper Shaft (F)	23	D-19
CMB-LD0102	CE Mark	13	A-118	CTA-HK0005	Supplementary Guide of Top Cover Thread	15	B-31-2	CUT-BA0003	Guide for Movable Trimming Knife	57	T1-13
CNB-BF0009	Needle Bar Holder	25	E-5	CTA-HL0002	Tension Disc	15	B-7-7	CUT-BB0006	Bracket 'A' for Top Cover Thread Trimming Device	57	T1-1
CNB-BK0004	Needle Bar Holder Guide	25	E-19	CTA-HL0008	Supplementary Tension Disc of Top Cover Thread	15	B-31-4	CUT-BB0007	Bracket 'B' for Top Cover Thread Trimming Device	57	T1-4
CNB-CC0005	Needle Bar Connecting Rod	25	E-12	CTA-HL0008	Looper Thead Tention Control Disk	21	C-62	CUT-BB0008	Bracket for Cylinder	57	T1-10
CNB-CD0004	Needle Bar Guide Block	25	E-18	CTA-HL0009	Needle Thread Retainer Disc	15	B-24-3	CUT-BB0009	Support for Movable Trimming Knife Holder	57	T1-20
CNB-HK0011	Top Cover Thread Eyelet	25	E-8	CTA-HM0013	Tension Post	15	B-7-6	CUT-BF0003	Holder for Movable Trimming Knife	57	T1-15
CNB-HK0013	Needle Bar Take Up Thread	25	E-3	CTA-HM0014	Post for Controlling Top Cover Thread Tension	15	B-31-3	CUT-BF0004	Top Cover Thread Clamp	57	T1-22
CNB-HK0028	Needle Bar Take Up Thread	71	V-18	CTA-HM0014	Looper Thead Tention Control Shaft	21	C-61	CUT-BJ0012	Nut for Top Cover Thread Clamp	57	T1-23
CPB-BF0019	Holder for Presser Bar	27	F-4-1	CTA-JL0001	Felt for Thread Tension Device	15	B-7-8	CUT-NA0003	Movable Trimming Knife	57	T1-16
CPB-BJ0004	Finger Guard	27	F-10	CTH-BB0001	Hinge for Looper Thread Take up Lever	47	O-35	CUT-NB0003	Fixed Trimming Knife	57	T1-18
CPB-BK0002	Guide Block for Presser Bar Holder	27	F-6	CTH-BB0001	Hinge for Trimming Driver	49	P-7	CWP-BB0006	Air Wiper Bracket	45	N-12-2
CPB-FA0001	Oil Protector Ring for Presser Bar	27	F-12	CTH-HJ0038	Looper Thread Take up Lever	47	O-31	CWP-BB0007	Bracket for Speed Controller	45	N-5
CPB-KB0005	Presser Bar	27	F-9	CTH-HK0008	Eyelet for Top Cover Trimming Device	57	T1-27	CWP-BJ0011	Support Plate for Air Wiper	45	N-9
CPB-KC0014	Guide for Pressure Regulating Screw Spring	27	F-1-2	CTR-BB0006	Guide for Thread Pull-off Bar	45	N-17	CWP-BQ0002	Air Wiper Pipe	45	N-12-1
CPM-BB0005	Bracket for Knee-lifting Air Cylinder	51	Q-15	CTR-BF0001	Thread Pull-off Bar Holder	45	N-26	DBS-DA0087	Housing for Upper Shaft Bearing(F)	23	D-24
CPM-BH0004	Knee-lifting Link	27	F-27	CTR-BF0002	Thread Pull-off Hook Holder "A"	45	N-23-1	DBS-DA0101	Bushing(F) for Spreader Driving Shaft	31	G-2
CPM-BJ0009	Stopper for Knee-lifter	27	F-34	CTR-BF0003	Thread Pull-off Hook Holder "B"	45	N-24-1	DBS-DA0102	Bushing(R) for Spreader Driving Shaft	31	G-3
CPM-BM0005	Knuckle for Knee-lifting Air Cylinder	51	Q-14	CTR-BH0009	Thread Pull-off Hook	45	N-23-2	DBS-DA0106	Needle Bar Insert Bushing	25	E-2
CPM-CA0007	Link for Presser Bar	27	F-17	CTR-BH0009	Thread Pull-off Hook	45	N-24-2	DBS-DA0111	Bushing(F) for Presser Lifting Shaft	29	F-44

Index

Parts No.	Name of Parts	Page	Ref.No.	Parts No.	Name of Parts	Page	Ref.No.	Parts No.	Name of Parts	Page	Ref.No.
DBS-DA0112	Bushing(R) for Presser Lifting Shaft	29	F-45	DPK-CY0001	Stopper for Upper Shaft Pulley	23	D-2	DSC-BF0054	Screw	15	B-11
DBS-DA0120	Bushing(R) for Thread Take Up Shaft	23	D-37	DPL-AA0005	Pulley for Lower Shaft	19	C-1	DSC-BF0054	Screw	15	B-28
DBS-DA0121	Bushing(F) for Thread Take Up Shaft	23	D-35	DPL-BA0001	Timing Pulley for Upper Shaft	23	D-11	DSC-BF0054	Screw	15	B-30
DBS-DA0374	Needle Bar Bushing(Upper)	25	E-31	DPL-BA0002	Timing Pulley for Lower Shaft	19	C-7	DSC-BF0054	Screw	17	B-32
DBS-DA0375	Needle Bar Bushing(Lower)	25	E-32	DPL-BD0032	Timing Pulley for Mini-Motor Shaft	55	S-8	DSC-BF0054	Screw	17	B-34
DBS-DA0392	Needle Guard Shaft Bushing	19	C-36	DPL-BD0033	Timing Pulley for Lower Shaft(Mini-Motor)	55	S-4	DSC-BF0054	Screw(M4×P0.7, L=7.8)	17	B-37
DBS-DA0393	Looper Rocker Shaft Rear Bushing	33	H-15	DPN-AA0071	Pin for Oil Container Bracket	15	B-12	DSC-BF0054	Screw(M4×0.7, L=7.8)	19	C-52
DBS-DA0394	Looper Rocker Shaft Front Bushing	33	H-22	DPN-AA0072	Pin(φ1.6, L=11)	27	F-15-10	DSC-BF0054	Screw(M4×0.7, L=7.8)	21	C-54
DBS-DA0395	Looper Driving Shaft Rear Bushing	33	H-32	DPN-AA0158	Pin for Presser Foot	73	W-1-8	DSC-BF0054	Screw(M4×P0.7, L7.8)	23	D-18
DBS-DA0396	Looper Driving Shaft Front Bushing	33	H-36	DPN-AA0222	Looper Connecting Rod Pin	33	H-25	DSC-BF0054	Screw	31	G-9
DBS-DA0397	Feed Bar Front Bushing	35	I-2	DPN-AA0223	Looper Driving Lever Pin	33	H-29	DSC-BF0054	Screw(M4×P0.7, L=7.8)	33	H-42
DBS-DA0398	Feed Bar Rear Bushing	35	I-11	DPN-AA0224	Connecting Pin for Feed Driving	37	J-17	DSC-BF0054	Screw(M4×P0.7 L=7.8)	35	I-36
DBS-DA0399	Differential Lever Shaft Bushing	35	I-33	DPN-AD0059	Needle Bar Connecting Rod Pin	25	E-14	DSC-BF0054	Screw(M4×P0.7 L=7.8)	37	J-2
DBS-DA0400	Lower Shaft Front Bushing	19	C-47	DPN-AD0128	Pin for Needle Guard Connecting Rod	19	C-28	DSC-BF0054	Screw(M4×P0.7 L=7.8)	37	J-30
DBS-DA0401	Differential Feed Bar Bushing	35	I-21	DPN-AD0129	Pin for Looper Slide Block	33	H-20	DSC-BF0054	Oil Receiver Bracket Screw	39	K-20
DBS-DA0402	Connecting Bushing for Main Feed Bar	35	I-26	DPN-AD0130	Eccentric Pin	37	J-14	DSC-BF0054	Oil Filter Cover Screw	39	K-25
DBS-DB0026	Bushing for Presser Bar	29	F-42	DPN-BA0005	Stopper Pin for Knee-Lifting Lever Spring	27	F-33	DSC-BF0054	Bed Cover Screw	39	K-28
DBS-DB0027	Rear Bearing Bushing for Lower Shaft(Rear)	19	C-4-2	DPN-BC0086	Looper Rocker Pin	33	H-5	DSC-BF0054	Screw(3/16" n=28 L=10)	43	M-14
DBS-DB0029	Bushing for Spreader Shaft	31	G-21	DPN-BC0087	Main Feed Regulating Pushbutton	11	A-77	DSC-BF0054	Screw(M4×P0.7, L=7.8)	47	O-12
DBS-DB0157	Feed Lift Block(Rear) Guide	37	J-7	DSC-AA0015	Screw(M4×P0.7, L=10)	11	A-72	DSC-BF0054	Screw(M4×P0.7, L=7.8)	51	Q-10
DBS-DB0158	Nut for Moving Mes Body	49	P-1	DSC-AA0015	Screw(M4×P0.7, L=10)	11	A-76	DSC-BF0054	Screw(M4×P0.7, L=7.8)	59	T2-22
DCL-AA0035	Collar For Presser Bar	27	F-13	DSC-AA0040	Screw(9/64" n=40, L=6.5)	21	C-69	DSC-BF0054	Screw for Light Fixing Bracket	65	T5-1-2
DCL-AA0040	Collar for Spreader Driving Shaft	31	G-4	DSC-AA0046	Screw(5/32" n=40 L=9.5)	49	P-3	DSC-BF0067	Screw(M3×P0.5, L=5)	27	F-11
DCL-AA0041	Collar for Spreader Shaft	31	G-24	DSC-AC0011	Screw	25	E-28	DSC-BF0067	Screw	57	T1-21
DCL-AA0044	Collar for Knee-Lift Shaft	27	F-24	DSC-AC0011	Screw(M4×P0.7, L=25)	51	Q-8	DSC-BF0067	Screw	57	T1-25
DCL-AA0045	Collar for Thread Pull-off Bar	45	N-21	DSC-AC0012	Screw(M5×P0.8, L=50)	51	Q-13	DSC-BF0092	Screw(M3×P0.5, L=2.6)	11	A-66
DCL-AA0089	Needle Guard Shaft Collar	19	C-37	DSC-BA0009	Needle Bar Take Up Thread Screw	25	E-4	DSC-BF0099	Screw(M5×L18)	59	T2-17
DCL-AA0127	Collar of Looper Rocker Shaft	33	H-13	DSC-BA0009	Screw(6/64" n=40 L=5.5)	47	O-4	DSC-BF0100	Screw	57	T1-19
DCL-AA0128	Collar for Feed Bar Driving Shaft	35	I-9	DSC-BA0018	Screw(9/64" n=40, L=13)	45	N-33	DSC-BF0102	Screw(M3×P0.5, L=12.5)	45	N-7
DCL-AA0129	Collar for Differential Lever Shaft	35	I-28	DSC-BA0035	Pressure Adjusting Screw	67	T6-1-9	DSC-BF0106	Screw(11/64" n=32, L=13)	23	D-30
DCL-AB0013	Bearing Bushing (M) for Upper Shaft	23	D-15	DSC-BB0011	Screw(M4×P0.7, L=7.3)	11	A-68	DSC-BF0108	Screw(M4×P0.7, L=4.8)	45	N-18
DCL-AB0014	Ball Bearing bushing (F)	19	C-14	DSC-BB0011	Screw	15	B-23	DSC-BF0110	Screw(M6×P1.0, L=48, s=12)	43	M-2
DCL-AB0014	Bearing Bushing (R) for Upper Shaft	23	D-7	DSC-BB0011	Screw(M4×P0.7 L=7)	37	J-29	DSC-BF0111	Screw(M3×P0.5, L=5)	47	O-9
DCL-AB0056	Looper Cam Collar	19	C-22-2	DSC-BB0011	Screw(M4×P0.7 L=7.3)	49	P-13	DSC-BF0111	Screw For Covering Guide	61	T3-1-5
DCL-AC0013	Collar for Trimming Cylinder	47	O-15	DSC-BB0023	Screw(M6×P1.0, L=16)	23	D-1	DSC-BF0112	Screw for Covering Guide(M)	73	W-1-13
DCL-AC0014	Collar for Looper Shaft	33	H-33	DSC-BB0030	Screw(M3×0.5, L=7)	21	C-56	DSC-BF0117	Tube connecting Screw	39	K-11
DCL-BA0020	Needle Guard Shaft Spacer	19	C-39	DSC-BB0030	Screw(M3×P0.5, L=6)	45	N-37	DSC-BF0126	Screw(M4×P0.7, L=5)	59	T2-28
DCL-BA0021	Looper Cam Spacer	19	C-22-3	DSC-BB0031	Screw(M4×P0.7, L=8)	11	A-73	DSC-BF0158	Screw for Pin	73	W-1-9
DCL-BA0023	Spacer for Bed Support Bar	43	M-10	DSC-BB0032	Screw(M4×P0.7, L=14)	11	A-69	DSC-BF0162	Screw	71	V-16
DCL-BA0024	Spacer for Looper Thread Take up	47	O-34	DSC-BB0033	Screw(3/32" n=56 L=5.5)	27	F-15-9	DSC-BF0167	Screw(9/64" n=40, L=7.5)	21	C-66
DCL-BA0025	Spacer for Fixed Mes Body	49	P-10	DSC-BB0048	Screw for Sub-Presser Foot Guide	73	W-1-7	DSC-BF0171	Screw(1/8" n=44 L=2.6)	49	P-6
DCL-BB0015	Spacer for Thread Take Up Driving Lever	23	D-41	DSC-BB0069	Screw(11/64" n=40 L=8.3)	49	P-8	DSC-BF0181	Screw(9/64" n=40, L=12)	19	C-27
DGR-AH0006	Lower Shaft Coupling	19	C-19	DSC-BB0070	Screw(1/8" n=44 L=4.4)	49	P-16	DSC-BF0187	Screw	57	T1-14
DGR-AG0002	Driving Worm for Oil Pump	19	C-11	DSC-BB0071	Screw(3/32" n=56 L=6.5)	49	P-23	DSC-BF0199	Screw(9/64" n=40, L=10)	23	D-31
DGR-AH0002	Oil Pump Driving Worm Gear	39	K-3	DSC-BB0072	Screw(3/32" n=56 L=4)	49	P-24	DSC-BF0205	Screw(9/64" n=40, L=4.5)	19	C-34
DGR-BA0001	Upper Shaft Oil Bushing	39	K-19	DSC-BB0073	Screw(11/64" n=40 L=5.8)	47	O-36	DSC-BF0206	Screw(M2.5×P0.45, L=6)	33	H-11
DPK-AA0002	Oil Seal for Looper Driving Shaft	33	H-37	DSC-BC0006	Needle Plate Screw	25	E-30	DSC-BF0207	Screw(M3×P0.5 L=6.3)	37	J-22
DPK-CA0021	Oil Pipe Holder Rubber	39	K-13	DSC-BC0012	Screw for Hemming Guide Chip	63	T4-1-4	DSC-BF0208	Screw(11/64" n=40 L=4.7)	47	O-32
DPK-CA0026	Rubber for Feed Bar Bushing(F)	35	I-1	DSC-BF0012	Screw(11/64" n=40 L=16)	27	F-7	DSC-BJ0011	Screw(9/64" n=40, L=4.5)	45	N-22
DPK-CA0026	Rubber for Feed Bar Bushing(R)	35	I-12	DSC-BF0013	Screw	15	B-19	DSC-BJ0011	Screw(9/64" n=40, L=4.5)	45	N-27
DPK-CB0001	Rubber Cap for Arm(Side)	9	A-13	DSC-BF0013	Screw(3/32" n=56, L=3.8)	33	H-44	DSC-BJ0014	Screw	15	B-5
DPK-CB0001	Rubber Cap for Bed (Side)	13	A-114	DSC-BF0031	Needle Bar Holder Screw	25	E-6	DSC-BJ0014	Screw(9/64" n=40 L=6)	27	F-16
DPK-CB0002	Cap for Feed Lift Block(R) Guide	11	A-113	DSC-BF0041	Screw(M4×P0.7, L=8)	27	F-5	DSC-BJ0014	Screw for Presser Foot	73	W-1-14
DPK-CB0007	Rubber Cap for Face Plate	9	A-6	DSC-BF0043	Screw(M4×P0.7, L=16)	9	A-46	DSC-BJ0019	Screw(M4×P0.7, L=7.8)	9	A-17
DPK-CB0007	Rubber Cap for Arm(Top)	9	A-12	DSC-BF0043	Needle Bar Holder Guide Screw	25	E-20	DSC-BJ0019	Screw(M4×P0.7, L=5)	9	A-41
DPK-CB0007	Rubber Cap for Arm(Rear)	9	A-14	DSC-BF0052	Screw(M3.5×P0.6 L=8)	37	J-27	DSC-BJ0019	Screw(M4×P0.7, L=7.8)	11	A-58
DPK-CB0020	Rubber Cap for Top Cover	9	A-10	DSC-BF0054	Screw(M4×P0.7, L=7.8)	9	A-44	DSC-BJ0019	Screw(M4×P0.7, L=5)	11	A-89
DPK-CB0036	Bed Front Cover (S) Rubber Plug	11	A-95	DSC-BF0054	Screw(M4×P0.7, L=7.8)	11	A-84	DSC-BJ0019	Screw(M4×P0.7 L=5)	11	A-106
DPK-CB0036	Bed Top Rubber Plug	11	A-112	DSC-BF0054	Screw(M4×P0.7, L=7.8)	11	A-87	DSC-BJ0019	Screw	15	B-25
DPK-CB0036	Rubber Plug for Silicon Lubrication	25	E-25	DSC-BF0054	Screw(M4×P0.7, L=7.8)	11	A-91	DSC-BJ0033	Screw(1/8" n=44, L=6.5)	9	A-29
DPK-CC0004	Rubber Cap	29	F-47	DSC-BF0054	Screw	15	B-2	DSC-BJ0034	Screw for Drain Hole	9	A-56
				DSC-BF0054	Screw	15	B-8	DSC-BJ0036	Screw(1/8" n=44, L=7.5)	23	D-33

Index

Parts No.	Name of Parts	Page	Ref.No.	Parts No.	Name of Parts	Page	Ref.No.	Parts No.	Name of Parts	Page	Ref.No.
DSC-BJ0061	Screw(9/64" n=40, L=7)	23	D-48	DSC-GA0019	Fixed Screw for Differential Feed	35	I-41	DWS-AA0085	Washer(d=3.2, D=6, t=0.5)	9	A-28
DSC-BJ0065	Screw(1/8" n=44 L=4.8)	49	P-21	DSC-HA0003	Pressure Regulating Screw	27	F-1-1	DWS-AA0085	Washer	21	C-58
DSC-BJ0068	Screw(1/8" n=44, L=3.8)	21	C-59	DSC-HB0007	Bracket for Finger Valve	51	Q-22	DWS-AA0094	Washer(D=10.6 d=5.3 t=1.2)	33	H-6
DSC-CA0014	Needle Fix Screw	25	E-10	DSC-HB0017	Screw for Oil Reservoir Rubber Cushion	43	M-3	DWS-AA0094	Washer(d=5.3 D=10.6 t=1.2)	35	I-20
DSC-CA0025	Screw(9/64" n=40, L=3)	45	N-25	DSC-HB0019	Oil Filter Bushing	39	K-22	DWS-AA0094	Washer(d=5.3 D=10.6 t=1.2)	35	I-24
DSC-CA0027	Stopper Screw for Presser Foot(Upper)	73	W-1-11	DSC-HB0039	Hinge Screw 'B' for Bed Side Cover	9	A-36	DWS-AA0096	Washer for Adjusting Lever	31	G-14
DSC-CA0047	Screw(M5×P0.8 L=8)	37	J-24	DSC-HB0040	Rod for Fixing Bed Side Cover	9	A-42	DWS-AA0097	Washer for Spreader Shaft	31	G-23
DSC-CA0066	Screw(7/32" n=32, L=3.6)	19	C-23	DSC-HB0040	Rod for Fixing Bed Front Cover	11	A-107	DWS-AA0100	Needle Bar Connecting Rod Washer	25	E-17
DSC-CA0067	Screw(M3×P0.5 L=4)	37	J-21	DSC-HB0041	Hinge Screw 'B' for Bed Front Cover	11	A-103	DWS-AA0105	Washer for Knee-lifting Lever	27	F-29
DSC-CB0003	Screw(11/64" n=40 L=5)	27	F-25	DSC-HC0025	Bed Support	9	A-47	DWS-AA0106	Washer(d=5.2, D=10.5, t=1)	9	A-35
DSC-CB0003	Screw	31	G-5	DSC-HZ0012	Adjusting Screw for Top Cover Thread Clamp Spring	57	T1-26	DWS-AA0106	Washer(d=5.2, D=10.5, t=1)	11	A-101
DSC-CB0003	Screw(11/64" n=40, L=5)	33	H-27	DSN-AA0003	Nut(11/64" n=40, h=2.5)	47	O-33	DWS-AA0185	Washer for Connecting Rod	31	G-10
DSC-CB0004	Screw(1/4" n=40 L=6)	19	C-3	DSN-AA0003	Fixed Nut for Trimming Drive Hinge(11/64" n=40, H=2.3)	49	P-12	DWS-AA0246	Washer for Trimming Cylinder	47	O-20
DSC-CB0004	Screw(1/4" n=40 L=6)	19	C-9	DSN-AA0009	Nut(11/64" n=40)	9	A-26	DWS-AA0247	Washer(d=6.6 D=10.2 t=1)	39	K-7
DSC-CB0004	Screw(1/4" n=40 L=6)	19	C-13	DSN-AA0014	Nut(M5×P0.8, H=4)	27	F-36	DWS-AB0013	Washer for Fixed Mes Stopper	49	P-18
DSC-CB0004	Screw(1/4" n=40 L=6)	19	C-16	DSN-AA0014	Nut for Looper Rocker Pin	33	H-7	DWS-CB0001	Spring Washer for Eye Guard	9	A-24
DSC-CB0004	Screw(1/4" n=40 L=6)	19	C-21	DSN-AA0014	Nut(M5×P0.8, H=4)	51	Q-5	DWS-CB0001	Spring Washer for Looper Cam Cover	11	A-64
DSC-CB0004	Screw(1/4" n=40 L=6)	23	D-5	DSN-AA0025	Stopper Nut for Presser Foot(Upper)	73	W-1-10	DWS-CB0003	Spring Washer	13	A-116
DSC-CB0004	Screw(1/4" n=40 L=6)	23	D-9	DSN-AA0059	Nut 'A' for Trimming Connecting Rod	47	O-29	EP-000042	LED Lamp	65	T5-1-3
DSC-CB0004	Screw(1/4" n=40 L=6)	23	D-12	DSN-AA0060	Nut 'B' for Trimming Connecting Rod	47	O-27	GP-001461	Thread Tension Spring Cap	15	B-7-14
DSC-CB0004	Screw(1/4" n=40 L=6)	23	D-16	DSN-AA0066	Nut	57	T1-30	GP-001462	Bushing for Thread Tension Spring Cap	15	B-7-14
DSC-CB0004	Screw	55	S-6	DSN-AA0072	Nut(1/4" n=40, h=3)	39	K-8	GP-001554	Oil Seal for Spreader Shaft	31	G-22
DSC-CB0004	Screw	55	S-9	DSN-AA0073	Fixed Nut for Moving Mes Body Nut	49	P-2	GP-001618	Limit Switch(OMRON SS-5GL2)	47	O-1
DSC-CB0007	Screw(M5×0.8, L=5)	19	C-43	DSN-AB0001	Fixed Nut for Fixed Mes	49	P-28	GP-001619	Elbow Union(KJL04-01S, PT1/8)	51	Q-21-2
DSC-CB0007	Screw(M5×P0.8, L=5)	33	H-4	DSN-CC0003	Nut for Pressure Regulating Screw	27	F-2	GP-001620	Silencer(AN101-01, PT1/8)	51	Q-21-3
DSC-CB0007	Screw(M5×P0.8, L=5)	33	H-21	DSN-CD0003	Thread Tension Spring Cap(Ass'y)	15	B-7-14	GP-001620	Silencer (AS-01)	53	R-1-4
DSC-CB0007	Screw(M5×P0.8, L=5)	35	I-10	DSN-CD0006	Nut for Top Cover Thread Tension	17	B-31-6	GP-001620	Silencer (AS-01)	53	R-2-4
DSC-CB0007	Screw(M5×P0.8, L=5)	35	I-29	DSN-CD0006	Looper Thread Tension Control Nut	21	C-64	GP-001620	Silencer (AS-01)	53	R-3-4
DSC-CB0007	Screw(M5×P0.8 L=5)	37	J-13	DSN-CF0002	Stopper for Control Lever	35	I-42	GP-001624	Screw Driver for Needles	43	M-22
DSC-CB0010	Screw(1/4" n=40 L=4.5)	23	D-26	DSN-CZ0015	Differential Lever Adjusting Nut	35	I-40	GP-001710	Tension Release Shaft(Non-auto. Trimmer)	27	F-40
DSC-CB0014	Screw(M3×0.5, L=3)	19	C-38	DSP-AA0042	Needle Thread Retainer Spring	15	B-24-4	GP-002131	Top Cover Thread Clamp Spring	57	T1-24
DSC-CB0015	Screw(M4×P0.7 L=5)	37	J-19	DSP-AA0043	Presser Foot Spring (Lower)	27	F-15-8	GP-002325	Manifold Bolck (SS5Y3-41-02)	53	R-1-2
DSC-CB0015	Guide Bar Screw	59	T2-32-9	DSP-AA0044	Swing-Proof Spring for Tension Disc Separator	45	N-32	GP-002421	Oil	43	M-28
DSC-CB0018	Screw(1/4" n=40 L=9)	19	C-2	DSP-AA0045	Swing-Proof Spring for Thread Pull-off Bar	45	N-20	GP-004597	Chip for Hemming Guide	63	T4-1-3
DSC-CB0018	Screw(1/4" n=40 L=9)	19	C-8	DSP-AA0046	Thread Trimming Return Spring	47	O-23	GP-004657	Covering Guide(R)	61	T3-1-4
DSC-CB0018	Screw(1/4" n=40 L=9)	19	C-12	DSP-AA0123	Tension Release Spring(Non-auto. Trimmer)	27	F-41	GP-004659	Covering Guide(L)	61	T3-1-3
DSC-CB0018	Screw(1/4" n=40 L=9)	19	C-15	DSP-AA0126	Pressure Spring	67	T6-1-7	GP-004660	Covering Guide(M)	73	W-1-12
DSC-CB0018	Screw(1/4" n=40 L=9)	19	C-20	DSP-AA0175	Presser Bar Spring (L)	27	F-3	GP-006284	Top Cover Thread Guide	15	B-31-1
DSC-CB0018	Screw(1/4" n=40 L=9)	23	D-8	DSP-AA0176	Presser Bar Spring (S)	27	F-8	GP-006304	Oil Gauge	39	K-26
DSC-CB0018	Screw(1/4" n=40 L=9)	23	D-25	DSP-AA0185	Main Feed Regulating Pushbutton Spring	11	A-78	GP-006307	Bed Upper Cover(Large)	11	A-59
DSC-CB0018	Screw	55	S-5	DSP-AB0075	Moving Mes Return Spring	49	P-17	GP-006748	Model Mark	9	A-50
DSC-CB0019	Screw(5/16" n=24 L=15.5)	23	D-28	DSP-AC0039	Spring for Knee-lifting Connecting Crank	27	F-26	GP-006809	Looper Cam Cover	11	A-62
DSC-CB0031	Screw	31	G-13	DSP-AC0040	Spring for Knee-lifting Lever	27	F-31	GP-007319	Fabric Slide Plate-Attach	59	T2-24
DSC-FA0061	Stud Screw for Eye Guard Bracket	9	A-25	DSP-AC0041	Presser Foot Spring (R)	27	F-15-7	GP-007320	Dustproof Cover-Attach	59	T2-27
DSC-FA0061	Fixed Screw for Looper Cam Cover	11	A-63	DSP-AC0041	Presser Foot Spring(R)	73	W-1-5	GP-007321	Front Cover(S)	59	T2-21
DSC-FA0111	Hinge Screw for Presser Bar Link	27	F-18	DSP-AC0042	Presser Foot Spring (L)	27	F-15-6	GP-007322	Bed Front Cover(L)-for Attachment	59	T2-23
DSC-FA0112	Screw	13	A-115	DSP-AC0042	Presser Foot Spring(L)	73	W-1-4	GP-007474	Bracket for Mini-Motor	55	S-1
DSC-FA0113	Hinge Screw 'A' for Bed Side Cover	9	A-34	DSP-AC0088	Spring for Differential Feed Shaft	35	I-31	GP-012166	Folder Support Fixing Plate	59	T2-15
DSC-FA0117	Connecting Hinge Screw for Thread Release	47	O-11	DSP-AD0021	Clamp Spring	49	P-26	GP-012167	Folder Support	59	T2-16
DSC-FA0149	Screw	57	T1-17	DSP-BA0016	Needle Thread Tension Spring	15	B-7-10	GP-012168	Folder Clamp	59	T2-18
DSC-FA0238	Screw	57	T1-29	DSP-BA0017	Top Cover Thread Tension Spring	15	B-7-11	GP-012179	Main Feed Dog(Attach Binder)	59	T2-6
DSC-FA0252	Hinge Screw 'A' for Bed Front Cover	11	A-100	DSP-BA0017	Looper Thread Tension Spring	15	B-7-12	GP-012180	Differential Feed Dog(Attach Binder)	59	T2-8
DSC-FA0257	Screw (M5×P0.8, L=5.7)	35	I-14	DSP-BA0018	Supplementary Tension Spring for Top Cover Thread	15	B-31-5	GP-012181	Needle Plate-2N/3.2mm(Attach Binder)	59	T2-10
DSC-FA0259	Screw for Trimming Connecting Rod	47	O-25	DSP-BA0018	Looper Thread Tension Control Spring	21	C-63	GP-012182	Needle Plate-2N/4.0mm(Attach Binder)	59	T2-11
DSC-FB0028	Screw(11/64" n=40 L=3.4)	35	I-37	DSR-AF0002	Retaining Ring	37	J-9	GP-012183	Needle Plate-2N/4.8mm(Attach Binder)	59	T2-12
DSC-FB0029	Fixed Screw for Main Feed Bar Connect Link	35	I-23	DWS-AA0006	Washer(D1=5.3, D2=10, t=1)	23	D-44	GP-012184	Needle Plate-2N/5.6mm(Attach Binder)	59	T2-13
DSC-FB0030	Fixed Screw for Differential Feed Bar Connect Link	35	I-19	DWS-AA0006	Washer(D=10 d=5.3 t=1)	33	H-39	GP-012185	Needle Plate-2N/6.4mm(Attach Binder)	59	T2-14
DSC-FD0008	Screw for Needle Thread Retainer	15	B-24-5	DWS-AA0021	Washer	51	Q-3	GP-012672	Looper Cam Cover-Binder Type	59	T2-29
DSC-FG0005	Knee-lifting Hinge	27	F-32	DWS-AA0032	Washer for Air Wiper Support Plate	45	N-10	GP-012985	Main Feed Dog(Attach Binder)	59	T2-7
DSC-FG0006	Upper Shaft Oil Pipe	39	K-16	DWS-AA0032	Washer for Air Wiper	45	N-13	GP-012986	Differential Feed Dog(Attach Binder)	59	T2-9
DSC-FG0007	Pin for Adjusting Lever	31	G-8	DWS-AA0046	Washer(d=5.5, D=15, t=1.8)	23	D-40	GP-012992	Hemming Guide (R)	63	T4-1-1
DSC-GA0018	Looper Rocker Lever Screw	33	H-12	DWS-AA0055	Washer for Bed Support Bar	43	M-7	GP-012993	Hemming Guide (L)	63	T4-1-2

Index

Parts No.	Name of Parts	Page	Ref.No.
GP-012994	Covering Guide Fixed Plate	61	T3-1-1
GP-012995	Covering Guide Bracket	61	T3-1-2
GP-013052	Light Fixing Bracket	65	T5-1-1
GP-013114	Attachment	59	T2-30
GP-013380	Latch Spring for Bed Front Cover(BN)	59	T2-31
GP-013429	Fixing Spacer(L)	67	T6-1-1
GP-013430	Fixing Spacer(S)	67	T6-1-2
GP-013431	Thread Clamp Plate(L)	67	T6-1-3
GP-013432	Thread Clamp Plate(S)	67	T6-1-4
GP-013433	Bracket for Thread Clamp Plate	67	T6-1-5
GP-013434	Fixing Bracket for Cylinder	67	T6-1-6
GP-013436	Cylinder	67	T6-1-8
GP-013505	Guide Support Bar Block	59	T2-32-2
GP-013506	Guide Support Bar	59	T2-32-5
GP-013507	Guide Bar Block	59	T2-32-6
GP-013508	Guide Bar	59	T2-32-8
GP-018354	Tape Stand Assembly	59	T2-32-1
GP-018696	Looper Cam Cover	73	W-5
GP-018698	Looper Cam Cover	73	W-6
GP-018699	Bed Front Cover(L)	73	W-7
GP-030251	Looper Gauge(Option)	71	V-37
GP-030258	Cover For Needle Thread Take Up	71	V-6
GP-030259	Looper Thread Sub Guide Bracket	71	V-7
GP-030263	Tension Disc Separator(Non Auto-Trimmer)	71	V-11
GP-030265	Bracket for Oil Container	71	V-13
GP-030272	Needle Holder(5.6MM)	71	V-21
GP-030273	Needle Holder(6.4MM)	71	V-22
GP-030274	Top Cover Thread Eyelet	71	V-23
GP-030280	Presser Foot Stitch Tongue(5.6MM)	71	V-26
GP-030283	Presser Foot Stitch Tongue(6.4MM)	71	V-27
GP-030298	Thread Pull-off Bar	71	V-14
GP-030299	Tension Disc Separator(Auto-Trimmer)	71	V-4
GP-030310	Guide for Thread Pull-off Bar	71	V-15
GP-030311	Lopper	71	V-35
GP-031152	Needle(GROZ-BECKERT)	71	V-24
GP-032448	Differential Feed Dog	71	V-32
GP-032449	Main Feed Dog	71	V-33
GP-032573	Stitch Plate	73	W-2
GP-033960	Main Feed Dog	73	W-3
GP-033965	Differential Feed Dog	73	W-4
MT-000028	Mini-Motor	55	S-14
PBR-AA0047	Ball Bearing(M)(NTN 6204LB NR)	19	C-10
PBR-AA0047	Ball Bearing(NTN 6204LB NR)	23	D-6
PBR-AA0047	Ball Bearing(NTN 6204LB NR)	23	D-14
PBR-AA0048	Ball Bearing(NTN 6205LB NR)	19	C-6
PBR-AA0049	Ball Bearing(F)(NTN 6004Z: 2 O-ring)	19	C-17
PBR-AA0050	Ball Bearing(NTN 6202LB)	23	D-23
PBR-AA0123	Lower Crank Shaft (R) Bearing(NTN 6002)	19	C-25
PBR-AA0124	Lower Crank Shaft (F) Bearing(NTN6300LB)	19	C-50
PBR-BA0023	Bearing	31	G-12-2
PBR-BA0024	Roller Bearing	25	E-13
PBR-BA0058	Bearing	37	J-18-2
PBR-BA0059	Bearing	37	J-11
PBT-BC0001	Timing Belt(Unitta 220 XL 075)	23	D-10
PBT-BC0012	Timing Belt	55	S-7
PN-000066	Tension Release Lever(Non-auto. Trimmer) Pin	27	F-38-2
PN-000466	Pin	71	V-29
PN-000467	Spring Pin	71	V-30
PPK-AD0003	Oil Seal	19	C-24
PPK-AG0001	Needle Guard Shaft Oil Seal A	19	C-35
PPK-AZ0007	Oil Seal	23	D-36
PPK-AZ0008	Needle Guard Shaft Oil Seal B	19	C-41

Parts No.	Name of Parts	Page	Ref.No.
PPK-AZ0009	Oil Seal for Presser Bar Bushing	29	F-43
PPK-BA0013	O-ring for Knee-Lifting Shaft(P7)	29	F-46
PPK-BA0013	O Ring (P7)	35	I-32
PPK-BA0014	Oil Filter O Ring	39	K-23
PPK-BA0025	O-Ring(P6)	11	A-79
PPK-BA0028	Upper Shaft Oil Pipe O Ring	39	K-18
PPN-AA0014	Pin(D=5, L=15.2)	11	A-92
PPN-AD0001	Pin for Machine Number Plate	9	A-49
PPN-AD0001	Pin for Model Mark	9	A-51
PPN-AF0009	Spring Pin	15	B-16
PPN-AF0016	Spring Pin	27	F-20
PPN-AF0016	Spring Pin	35	I-30
PPN-AF0016	Roll Pin(Spring Pin, L=16)	45	N-30
PPN-AF0019	Spring Pin	27	F-15-11
PPP-AA0005	Quick Joint Plug [Ass'y] (PM-22)	51	Q-1-1
PPP-AA0029	Hose Nipple(PT1/4, φ6;KQ2H06-02S)	51	Q-1-4
PPP-AA0030	Hose Nipple (KJH 06-01S)	53	R-1-1
PPP-AA0030	Hose Nipple (KJH 06-01S)	53	R-2-1
PPP-AA0030	Hose Nipple (KJH 06-01S)	53	R-3-1
PPP-AA0078	Elbow Union(KJL04-M5, φ4)	51	Q-12-2
PPP-AB0002	Speed Controller(AS 1000F)	45	N-6
PPP-AB0016	Speed Controller(AS1201F-M5-04)	57	T1-8
PPP-AD0001	Air Tube(φ4, L=150)	45	N-4
PPP-AD0001	Air Tube(φ4, L=150)	45	N-8
PPP-AD0001	Air Tube(φ4, L=280)	47	O-19
PPP-AD0001	Air Tube(φ4, L=310)	51	Q-19
PPP-AD0001	Air Tube(φ4, L=280)	51	Q-20
PPP-AD0001	Air Tube for Speed Controller	57	T1-9
PPP-AD0002	Air Tube(φ6)	51	Q-7
PPP-AG0001	Finger Valve(VHK3-02S-02S)	51	Q-1-2
PPP-BA0007	Solenoid valve (SY3120-5LE)	53	R-1-3
PPP-BA0007	Solenoid valve (SY3120-5LE)	53	R-2-3
PPP-BA0007	Solenoid valve (SY3120-5LE)	53	R-3-3
PPP-BB0005	Manifold Bolck (SS5Y3-41-03)	53	R-2-2
PPP-BB0005	Manifold Bolck (SS5Y3-41-03)	53	R-3-2
PPP-BD0003	Fileter Regulator(AW2000-02BG)	51	Q-1-3
PPP-CA0020	Knee-Lifting Air Cylinder CQ2B25-30DM-XA0	51	Q-12-1
PPP-CA0061	Cylinder(CJPB6-20D)	57	T1-7
PPP-CA0067	Thread Trimming Air Cylinder (CM2WB20-KR)	51	Q-21-1
PSC-AC0002	Screw(M4xP0.7, L=10)	11	A-61
PSC-AC0012	Screw(M6xP1.0, L=14)	23	D-39
PSC-AC0012	Screw	31	G-7
PSC-AC0012	Screw	31	G-17
PSC-AC0012	Oil Pump Bracket Screw	39	K-2
PSC-AC0012	Screw(M6xP1.0, L=14)	47	O-14
PSC-AC0012	Screw(M6xP1.0, L=14)	51	Q-18
PSC-AC0017	Screw(M5xP0.8)	51	Q-2
PSC-AC0018	Screw(M4xP0.7, L=8)	11	A-96
PSC-AC0018	Screw(M4xP0.7, L=8)	45	N-39
PSC-AC0018	Screw	57	T1-3
PSC-AC0018	Screw	57	T1-6
PSC-AC0018	Screw	57	T1-12
PSC-AC0023	Screw(M4xP0.7xL23)	51	Q-23
PSC-AC0030	Screw(M5xP0.8, L=25[S=25])	27	F-37
PSC-AC0033	Screw(M5xP0.8 L=8)	35	I-45
PSC-AC0037	Screw	55	S-15
PSC-AC0046	Screw(M6xP1.0, L=10)	27	F-30
PSC-AC0046	Screw(M6xP1.0, L=10)	27	F-35
PSC-AC0046	Screw(M6xP1.0, L=10)	35	I-5
PSC-AC0046	Screw(M6xP1.0, L=10)	35	I-8
PSC-AC0046	Screw(M6xP1.0, L=10)	35	I-16
PSC-AC0046	Screw(M6xP1.0 L=10)	37	J-16

Parts No.	Name of Parts	Page	Ref.No.
PSC-AC0046	Screw(M6xP1.0, L=10)	47	O-22
PSC-AC0049	Screw(M4xP0.7, L=12)	9	A-5
PSC-AC0049	Screw(M4xP0.7, L=12)	9	A-9
PSC-AC0049	Screw(M4xP0.7, L=12)	9	A-32
PSC-AC0049	Screw	31	G-27
PSC-AC0049	Screw	31	G-29
PSC-AC0049	Screw	41	L-4
PSC-AC0049	Screw	41	L-8
PSC-AC0061	Screw(M5x0.8, L=15)	19	C-30
PSC-AC0061	Screw(M5xP0.8, L=15)	23	D-45
PSC-AC0061	Screw(M5xP0.8, L=15)	27	F-23
PSC-AC0061	Screw(M5xP0.8, L=15)	33	H-9
PSC-AC0061	Screw(M5xP0.8, L=15)	33	H-18
PSC-AC0061	Screw(M5xP0.8, L=14)	33	H-40
PSC-AC0062	Screw(M4xP0.7, L=15)	27	F-39
PSC-AC0062	Screw(M4xP0.7, L=15)	33	H-2
PSC-AC0062	Screw(M4xP0.7, L=15)	33	H-24
PSC-AC0062	Screw(M4xP0.7, L=14)	33	H-34
PSC-AC0062	Screw(M4xP0.7, L=15)	45	N-3
PSC-AC0062	Guide Bar Block Screw	59	T2-32-7
PSC-AC0071	Screw	55	S-13
PSC-AC0086	Screw	55	S-2
PSC-AC0106	Screw(M5xP0.8, L=12)	47	O-16
PSC-AC0106	Guide Support Bar Block Screw	59	T2-32-4
PSC-AC0107	Screw(M3x0.5, L=6)	19	C-31
PSC-AC0107	Screw(M3x0.5, L=7)	19	C-45
PSC-AC0107	Screw(M3xP0.5, L=6)	35	I-7
PSC-AC0110	Screw(M4xP0.7, L=6)	11	A-109
PSC-AC0111	Screw(M5xP0.8, L=12)	23	D-42
PSC-AC0112	Screw	25	E-15
PSC-AC0118	Bolt	59	T2-20
PSC-AC0123	Screw	41	L-3
PSC-AC0130	Screw(M4xP0.7, L=8)	9	A-20
PSC-AC0130	Screw(M4xP0.7, L=8)	45	N-11
PSC-AC0130	Screw(M4xP0.7, L=8)	45	N-14
PSC-AC0210	Screw(M8xP1.0, L=70)	43	M-6
PSC-BA0010	Screw(M2xP0.4, L=10) (D3.5, H1.3)	47	O-6
PSC-BH0005	Screw(M5xP0.8, L=12)	11	A-110
PSC-BH0005	Screw(M5xL8)	59	T2-25
PSC-CB0002	Screw(M4xP0.7, L=4)	9	A-37
PSC-CB0002	Screw(M4xP0.7, L=4)	11	A-102
PSC-CB0002	Screw(M4xP0.7, L=4)	19	C-5
PSC-CB0002	Screw(M4x0.7, L=4)	19	C-49
PSC-CB0002	Screw(M4xP0.7, L=4)	23	D-21
PSC-CB0002	Screw(M4xP0.7, L=4)	27	F-14
PSC-CB0002	Screw	31	G-25
PSC-CB0002	Screw(M4xP0.7, L=4)	33	H-14
PSC-CB0002	Oil Pump Worm Gear Screw	39	K-4
PSC-CB0007	Screw(M6xP1.0 L=6)	37	J-4
PSC-CB0007	Screw(M6xP1.0 L=6)	37	J-8
PSC-CB0017	Screw	15	B-21
PSC-CB0023	Screw(M5xP0.8, L=6)	73	W-8
PSC-CB0053	Screw(M6xP1.0, L=6)	33	H-31
PSC-DA0007	Screw	15	B-14
PSC-DC0001	Screw(M4xP0.7, L=15)	11	A-60
PSC-DC0001	Screw(M4xP0.7, L=15)	11	A-98
PSC-DC0001	Screw(M4xP0.7 L=12)	35	I-39
PSC-DC0001	Taper Screw	51	Q-6
PSC-DD0001	Screw	59	T2-32-3
PSN-AA0007	Nut	51	Q-25
PSN-AA0009	Nut	31	G-15
PSN-AA0009	Upper Shaft Oil Pipe Nut	39	K-17

Index

Parts No.	Name of Parts	Page	Ref.No.	Parts No.	Name of Parts	Page	Ref.No.	Parts No.	Name of Parts	Page	Ref.No.
PSN-AA0015	Nut(M4×P0.7)	9	A-45								
PSN-AA0015	Nut	13	A-117								
PSN-AA0015	Nut	41	L-5								
PSN-AA0015	Nut	41	L-9								
PSN-AA0030	Nut (M8×P1.0, H=6)	43	M-11								
PSR-AA0002	C-ring	23	D-22								
PSR-AA0011	Retaining Ring	31	G-11								
PSR-AB0010	Fixed Oil Net	39	K-30								
PSR-AC0019	Retaining Ring	45	N-29								
PSR-AC0020	Retaining Ring	11	A-81								
PSR-AC0021	Needle Guard Shaft E-Ring	19	C-40								
PSR-AJ0003	S-Ring	35	I-27								
PTC-AG0002	Cable Tie	51	Q-11								
PTC-AH0003	Cable Clamp(6N)	51	Q-9								
PTC-CA0007	Needle	43	M-30								
PTL-AB0001	L-Type Hexagonal Wrench(2mm)	43	M-23								
PTL-AB0003	L-Type Hexagonal Wrench(2.5mm)	43	M-24								
PTL-AB0004	L-Type Hexagonal Wrench(4mm)	43	M-26								
PTL-AB0005	L-Type Hexagonal Wrench(3mm)	43	M-25								
PTL-BA0001	Screw Driver(L)	43	M-19								
PTL-BA0002	Screw Driver(M)	43	M-20								
PTL-BA0002	Screw Driver(S)	43	M-21								
PWS-AA0009	Washer	35	I-43								
PWS-AA0010	Washer	51	Q-24								
PWS-AA0018	Washer	15	B-4								
PWS-AA0018	Washer	15	B-10								
PWS-AA0018	Washer	15	B-27								
PWS-AA0018	Washer(D=8, d=4, t=0.8)	21	C-68								
PWS-AA0018	Washer	45	N-40								
PWS-AA0018	Washer	57	T1-2								
PWS-AA0018	Washer	57	T1-5								
PWS-AA0018	Washer	57	T1-11								
PWS-AA0018	Cylinder Washer	67	T6-1-10								
PWS-AA0027	Washer	11	A-80								
PWS-AA0027	Washer	51	Q-17								
PWS-AA0028	Washer	11	A-111								
PWS-AA0028	Washer(d=5.2,D=10.5, t=1)	59	T2-26								
PWS-AA0029	Washer	47	O-8								
PWS-CA0008	Spring Washer	35	I-44								
PWS-CA0013	Spring Washer	51	Q-16								
PWS-CA0014	Spring Washer	57	T1-28								
SC-000158	Screw	55	S-11								
SC-000314	Screw(M6×P1.0, L=20)	9	A-54								
SC-000422	Screw	59	T2-19								
SC-000442	Screw for Light	65	T5-1-4								
SC-000970	Screw	71	V-28								
SC-0176-4118	Screw(11/64" n=40, L=5)	33	H-28								
SN-000028	Nut for Bed Support Bar	43	M-12								
-	Oil Wick	35	I-46								