



PARTS BOOK

SPS/A-2516 Series

Electronically Controlled
Pattern Sewing Machine
For Middle Sized Sewing
Goods

PME-140423

Information

A. Parts Book 구성

Structure of Part Book

① **A** Arm, Bed & Machine Body Mechanism
팔, 침대 및 의장품 관계

②

③

④ ⑤ ⑥ ⑦ ⑧ ⑨

Ref. No.	Parts No.	Note	Name of Parts	중 명	Q'ty	Assembly No.
A-1	01-12841-03		Arm	팔	1	
A-2	01-10073-06		Bed	침대	1	
A-4	01-02120-00		Face Plate	면판	1	
A-5	01-02044-12M		Face Plate Gasket	면판 가스켓	1	
A-6	01-1174-4122		Screw(L)1/84*mm2	볼트	10	
A-7	01-11011-123D		Rubber Cap For Face Plate	면판 고무캡	2	
A-9	01-00194-123D		Caution S/Screw	경고 스크류	1	
A-8	01-011973-00		Turn-up Lever Cover	날리기 플레이트	1	
A-10	01-02030-01*mm2		Screw(S)1/84*mm2	볼트(S)1/84*mm2	1	
A-11	01-017460-00		Bed Cover(L)	침대 커버(좌)	1	
A-12	01-01441-123M		Bed Cover(Gasket,L)	침대 커버 가스켓(좌)	1	
A-13	01-02643-123D		Screw(L)1/84*mm2	볼트(S)1/84*mm2	14	
A-13-1	45-0244-1000		Washer	와셔	2	
A-14	01-01750-00		Bed Cover(S)	침대 커버(우)	1	
A-15	01-01746-123M		Bed Cover(Gasket,R)	침대 커버 가스켓(우)	1	
A-16	4402011-100M		Tank Rubber Cap	고압 탱크 고무캡	1	
A-17	01-0274-123D		Thread Guide with Three Poles	세극용 실선지(3극)	15Set	
A-19	01-0201-123D		Thread Guide(L)	실선지(좌)	1	
A-20	01-0202-123D		Thread Guide(R)	실선지(우)	3	
A-21	01-01000-123D		Thread Guide(S)	실선지(중)	1	
A-22	01-01643-00		Arm Thread Guide Assy	팔 실선지 실선지(중)	1	
A-23	11-01750-750D		Nut	너트	1	
A-24	01-02031-123M		Thread Guide(S)	실선지(우)	1	
A-25	0102070-100M		Siscon Tank Assy	실리콘 탱크 탱크(중)	15Set	
A-26	0102060-100M		Siscon Tank	실리콘 탱크 탱크	1	
A-27	0102060-100M		Siscon Oil Window	실리콘 유창	1	
A-28	0102400-100M		Siscon Part	실리콘 부품 탱크	1	
A-29	01-01303-00		Part for Siscon Oil Supply	실리콘 기름 공급 부품	1	
A-30	01-01643-00		Screw(L)1/84*mm2	볼트(S)	1	
A-31	04-02410-123D		Arm Upper Part Rubber Cap	팔 상부 고무 캡	2	
A-33	04-02010-123M		Needle Bar Rubber Cap	바늘봉 고무 캡	4	
A-34	01-04210-042L		Rubber Cap(L)	고무캡(좌)	4	
A-35	44-02110-7400		Rubber Cap(S)	고무캡(중)	7	
A-36	01-01750-123M		Bed Rubber	침대 고무	1	
A-37	01-019817-00		Welder (Sticker,M)	인쇄 스티커-중형물	1	
A-38	01-019818-00		M Welder (Sticker,M)	인쇄 스티커-중형물	1	
A-39	01-019819-00		L Welder (Sticker,L)	인쇄 스티커-대형물	1	
A-40	01-019820-00		K Welder (Sticker,K)	인쇄 스티커-대형물	1	
A-41	01-02110-123D		Tap Cover	타프 커버	2	
A-42	01-02114-123M		Tap Cover	타프 커버	1	
A-43	41-0114-123M		Siscon Winder Assy	실리콘(중)	15Set	
A-44	41-02010-123M		Siscon Winder (Screw Assy)	실리콘 실선지(중)	1	
A-45	41-0205A-123M		Siscon Winder (Shaft)	실리콘 구동축	1	
A-46	01-02060-00	S. Gdn	Sticker(S)	인쇄 스티커-중형물	1	
A-47	01-0101-750D		Screw(S)	볼트(S)	1	
A-48	41-02060-123M		Siscon Winder	실리콘(중형물)	2	
A-49	01-0104-550T		Screw(L)1/84*mm2	볼트(S)	2	
A-50	41-02060-123M		Siscon Winder Action Ring	실리콘(중형물)	1	
A-51	41-02060-123M		Siscon Winder Shaft Rubber Ring	실리콘 구동축 고무링	1	
A-52	41-02100-123M		Siscon Winder Screw	실리콘 볼트	1	
A-53	41-02110-123M		Siscon Winder Adjusting Plate	실리콘 조정판	1	
A-54	01-01100-123D		Screw(L)1/84*mm2	볼트(S)	1	
A-55	01-01194-123D		Washer	와셔	1	
A-56	41-02110-123M		Siscon Winder Lower Shaft	실리콘 하부 축	1	
A-57	41-02140-123M		Siscon Winder Adjusting Term	실리콘 조정판	1	
A-58	01021500-4113		Screw(M)4x2.7	볼트(S)	1	

Note: P= Heavy Material(중형물), M=Medium Material(중형물), M= Pneumatic Heavy Material(공압식 중형물)
L= Light Material(대형물), K=Roll Material(롤트), EL=Large Shuttle Model(대 셔틀 모델)

①:관계 별 고유 코드

Unique code by mechanism

②:관계 별 고유 명칭

Unique name by mechanism

③:관계도

Explode view

④Ref.No.:파트별 고유 식별 번호

Unique identification number by part

⑤Parts No.:고유 제품 코드

Unique Product code

Ex)

구분 Category	Code	비고 remarks
구 부품 Old part	01-030C-1230	
신 부품 New Part	AS-000000-00	조(組) 파트 Set parts
	GP-000000-00	기구적 파트 Instrumental parts
	EP-000000-00	전기적 파트 Electrical parts

⑥Note:공지사항 표기 및 메모

Refers to notice and memo

⑦품

명:파트의 고유 품명

Name of Part:Unique name of parts

⑧Q'ty :파트의 수량

The number of parts

⑨Assembly no.:조(組) 파트의 식별 번호

Unique identification number by set part

Warning

1. 조에 속한 파트는 개별 조립 시 제품의 파손 또는 재봉 불량 발생될 수 있어 해당 파트에 대한 주문 시에는 조 품목으로만 구입이 가능합니다.
2. 본 책자는 Parts Book으로 제작되었으므로 매뉴얼로 사용 불가합니다.
3. 사전 예고 없이 사양이 변경 될 수도 있습니다.

1. The parts classified as ass'y items may cause damage to the machine or bad sewing when they are separately assembled. Hence, when they are ordered, they can be purchased as ass'y items only.
2. This is a parts book. It cannot be used as a manual.
3. Parts are Subject to change in Design Without Prior Notice.

Note

- 썬스타 제품의 부품은 아래 인터넷주소로 접속하시어 신청할 수 있습니다.
<http://www.sunstarcs.com>
- 가입된 회원께서는 썬스타 포탈 사이트에 로그인후 필요한 부품을 신청할 수 있습니다.
- 부품관리-발주관리-발주등록 항목에서 부품번호와 신청수량을 입력하여 등록하시면 발주가 됩니다.
- 부품번호를 모르시는 경우 파츠북 조회를 클릭하시고 사용하는 기종을 검색하여 선택하시면 해당 기종의 파츠북을 조회할 수 있습니다.
- 파츠북은 관계별로 구분되어 있으며 관계를 알고 있다면 부품 찾기가 용이합니다.
- You can make an order for the parts of Sunstar machine to connect internet address.
<http://www.sunstarcs.com>
- You can request for parts you want after login if you are a registered member.
- In parts Management - Order Management - Order Registration entry, you can place an order by entering the part number and quantity.
- If you don't know the parts number, click the parts book menu bar.
In a download list, you can read parts book by searching model you use.
- This parts book is classified by the mechanism, therefore you can find part easily.

Pattern S/M Model 패턴 기종구분

SPS/A-2516-HS-20

Sunstar Pattern System
썬스타 패턴 시스템

Series
시리즈

Sewing Area
봉제범위 구분
(X) x 10mm
(Y) x 10mm

Material Type 용도 구분
G:General Material (일반용)
H:Heavy Material (후물용)
E:Extra Heavy (극후물용)

Feed Frame Type
피이드 판 구분

20:Pneumatic mono-lithic feeding
Frame(공압식 일체형 피이드 판)
20(H):Pneumatic Hook Type Cloth
Feeding Frame
(공압식 후크형 피이드 판)
22:Pneumatic Separately-Driven
feeding frame
(공압식 분리형 피이드 판)

Stitch Type 사양 구분
S:Standard Stitch
P:Perfect Stitch

CONTENTS

목 차

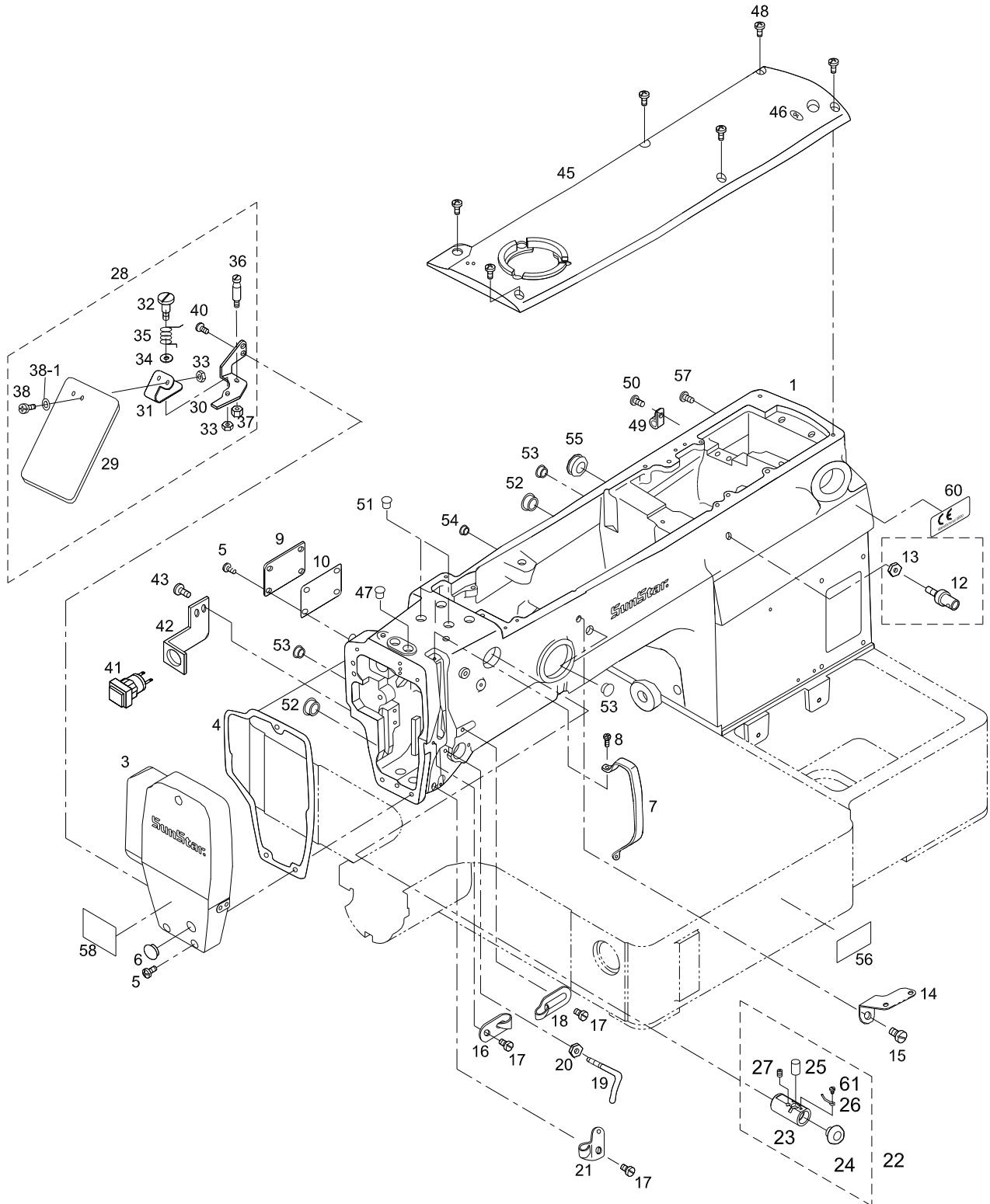
A	Machine Body(1) Arm & Machine Body Parts 외장관계(1) 암 및 외장품 관계	●.....	8
B	Machine Body(2) Bed & Machine Body Parts 외장관계(2) 베드 및 외장품 관계	●.....	12
C	Machine Body(3) Cover & Machine Body Parts 외장관계(3) 커버 및 외장품 관계	●.....	14
D	Upper Shaft Mechanism 상축 관계	●.....	16
E	Bobbin Winder & Hand Pulley Mechanism 실감기 및 핸드 풀리 관계	●.....	18
F	Lower Shaft Mechanism 하축 관계	●.....	20
G	Presser Foot Mechanism 노루발 관계	●.....	22
H	Thread Release & Thread Tension Mechanism 실늦추기 및 실 장력 조절 관계	●.....	26
I	Wiper Mechanism 와이퍼 관계	●.....	28
J	Thread Trimming Mechanism 사절 관계	●.....	30
K	X-Y Mechanism(1) X-Moving Mechanism X-Y 관계(1) X-이송 관계	●.....	34
L	X-Y Mechanism(2) Y-Moving Mechanism X-Y 관계(2) Y-이송 관계	●.....	36
M	Sensor Mechanism 센서 관계	●.....	38
N	Cloth Feed Mechanism Cloth 피이드 관계	●.....	40
O	Pneumatic Hook Cloth Feed Mechanism 공압식 훅크형 Cloth 피이드 관계	●.....	44
P	Lubrication Mechanism 급유 관계	●.....	46
Q	Pneumatic Mechanism 공압 관계	●.....	48
R	Table & Thread Stand 테이블 및 실패꽃이 관계	●.....	50
S	Accessories 액세서리 관계	●.....	52
T	Control Box Mechanism 컨트롤 박스 관계	●.....	54
U	Operation Unit Mechanism 오퍼레이션 유닛 관계	●.....	58
V	Pedal Mechanism 페달 관계	●.....	60

W	Pneumatic Separately-Driven Feeding Frame Mechanism - SPS/A-2516-HS-22 ●..... 62 공압식 분리형 피이드 판 관계 ① Cloth Feed Mechanism Cloth Feed 관계 ② Pneumatic Mechanism 공압관계	62
X	2 Step Palette Feed Mechanism (Option) ●..... 66 2단 팔레트 피이드 관계 (선택사양)	66
Y	Barcode Reader Mechanism (Option) ●..... 68 바코드 리더기 관계 (선택사양)	68
Z	Pneumatic Hook Type Cloth Feed Mechanism - SPS/A-2516GS(HS)-20(H) ●..... 70 공압식 후크형 피이드 관계 - SPS/A-2516-GS(HS)-20(H) ① Cloth Feed Mechanism Cloth Feed 관계 ② Pneumatic Mechanism 공압관계	70
Index	●..... 74	74
인덱스		

A

Machine Body (1) Arm & Machine Body Parts

외장 관계(1) 암 및 외장품 관계

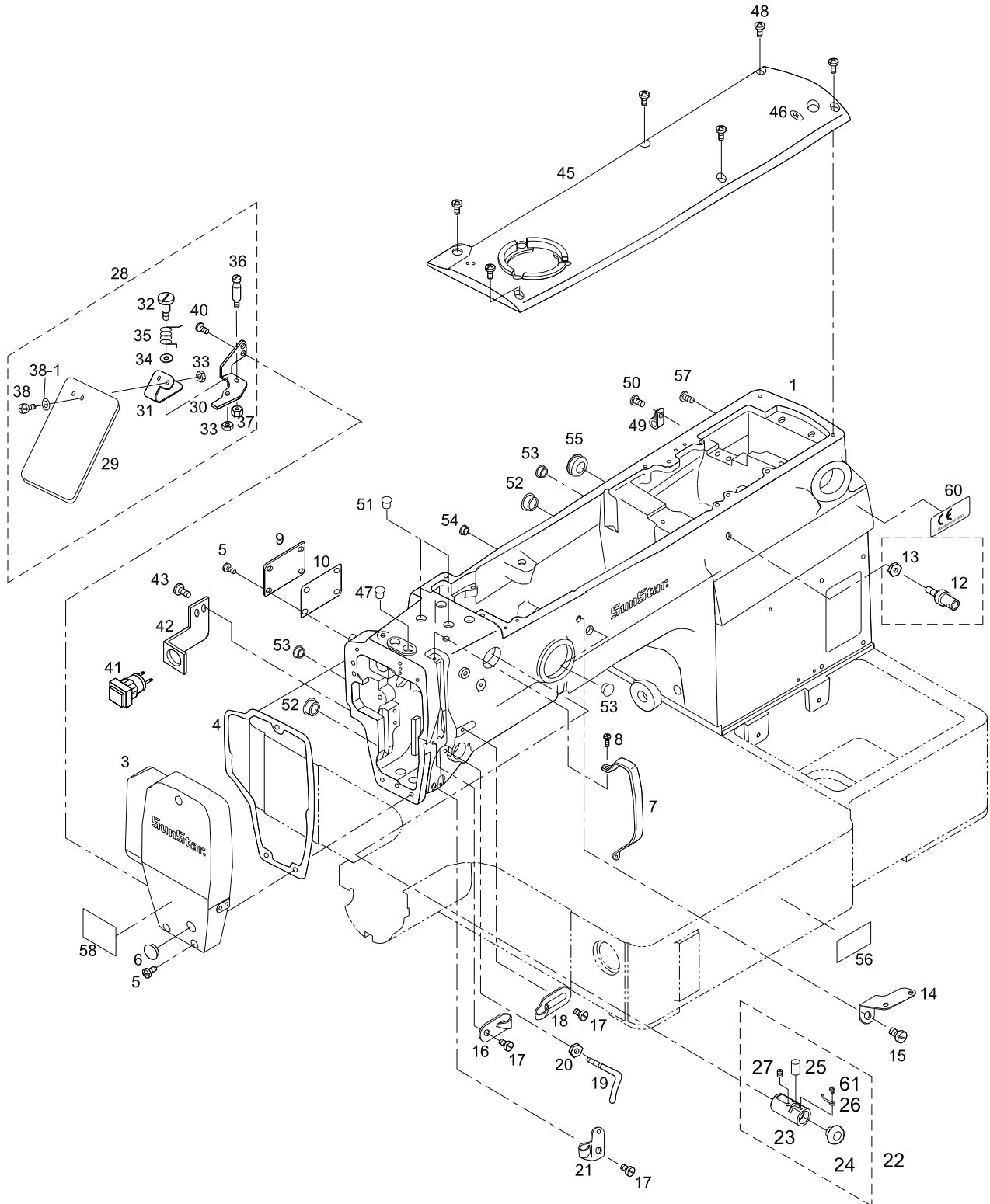


Ref. No.	Parts No.	Note	Name of Parts	품 명	Q'ty	Applied Period
A-1	CAB-AA004701		Arm	아암	1	
A-3	CMB-LA001001		Face Plate	면판	1	
A-4	CMB-FC000602		Face Plate Gasket	면판 가스켓	1	Mar.08.12
A-5	DSC-BJ000200		Screw (11/64"n=40)	고정나사	7	
A-6	DPK-CB000200		Rubber Cap for Face Plate	면판 고무마개	2	
A-7	CMB-LA000100		Thread Take Up Cover	실채기 커버	1	
A-8	DSC-BJ000300		Screw (9/64"n=40)	침나사	1	
A-9	CMB-LB000100		Left Cover	좌측 커버	1	
A-10	CMB-FC000200		Left Cover Gasket	좌측 커버 가스켓	1	
A-12	CMB-HK000800		Thread Guide A	실안내(A)	1Set	
A-13	DSN-AA000400		Nut (15/64"n=28)	너트	1	
A-14	CMB-HK000900		Thread Guide B	실안내(B)	1	
A-15	DSC-BF000400		Screw (15/64"n=28 L=7)	고정나사	1	
A-16	CMB-HK000200		Thread Guide L	실안내(좌)	1	
A-17	DSC-BA000100		Screw (9/64"n=40)	고정나사	3	
A-18	CMB-HK000600		Thread Guide R	실안내(우)	1	
A-19	CMB-HK001100		Arm Thread Guide	암 실안내 곁이	1	
A-20	DSN-AA001000		Arm Thread Guide Nut	암 실안내 곁이 너트	1	
A-21	CMB-HK000700		Thread Guide L	실안내(하)	1	
A-22	AMB-PS000200		Silicon Tank Ass'y	실리콘 급유 탱크(조)	1Set	
A-23	CMB-JB000100		Silicon Tank	실리콘 탱크	1	
A-24	CMB-JJ000100		Silicon Oil Window	실리콘 유창	1	
A-25	CMB-JL000101		Silicon Felt	실리콘 급유 탱크 헬트	1	
A-26	CMB-BH000100		Felt Holder for Silicon Oil Supply	실리콘 급유 탱크 헬트 잡이	1	
A-27	DSC-CB000700		Screw (11/64"n=40)	침나사	1	
A-28	AMB-PS000100		Safety Plate Ass'y	안전판(조)	1Set	
A-29	CMB-BJ000100		Safety Plate	안전판	1	
A-30	CMB-BB000100		Safety Bracket	안전판 브라켓	1	
A-31	CMB-BG000100		Safety Plate Holder	안전판 홀더	1	
A-32	DSC-FA000100		Safety Plate Hinge Screw	안전판 단나사	1	
A-33	DSN-AA000300		Nut (11/64"n=40)	너트	2	
A-34	DWS-AA000400		Washer	와셔	1	
A-35	DSP-AC000100		Safety Plate Spring	안전판 스프링	1	
A-36	DSC-HD000100		Safety Plate Spring Hook	안전판 스프링 곁이	1	
A-37	DSN-AA000200		Nut (3/16"n=28)	너트	1	
A-38	DSC-BJ000200		Screw (11/64"n=40)	침나사	2	
A-38-1	DWS-AA000500		Washer	와셔	2	
A-40	DSC-BJ000200		Screw (11/64"n=40)	침나사	2	
A-41	GP-019553-00		Emergency Switch	비상 스위치	1	
A-42	CMB-BB000200		Emergency Switch Bracket	비상 스위치 브라켓	1	
A-43	DSC-BJ000200		Screw (11/64"n=40)	침나사	2	
A-45	CMB-LA000200		Top Cover	윗 뚜껑	1	
A-46	CMB-LD000100		Oil Sticker	오일 스티커	1	
A-47	DPK-CB000400		Needle Bar Rubber Cap	바늘대 고무마개	1	
A-48	DSC-BF000300		Screw (3/16"n=28)	고정나사	6	
A-49	PTC-AH000100		Cable Holder(5N)	케이블 홀더(5N)	5	
A-50	DSC-BJ000200		Screw (11/64"n=40)	고정나사	5	
A-51	DPK-CB000400		Arm upper Part Rubber Cap	아암 상부 고무마개	1	
A-52	DPK-CB000100		Arm Rubber Cap(L)	아암 고무마개(大)	2	
A-53	DPK-CB000200		Arm Rubber Cap(M)	아암 고무마개(中)	3	
A-54	DPK-CB000700		Arm Rubber Cap(S)	아암 고무마개(小)	1	
A-55	DPK-CB000601		Air Hose Guide Rubber	에어호스 가이드 고무	1	Jul.06.11
A-56	GP-009242-00		Model Mark (HS-20)	모델 마크 (HS-20)	1	
	GP-009251-00		Model Mark (GS-20)	모델 마크 (GS-20)	1	
	CMB-LD036900		Model Mark (HS-25)	모델 마크 (HS-25)	1	
	CMB-LD037000		Model Mark (GS-25)	모델 마크 (GS-25)	1	
A-57	DSC-BF000500		Earth Screw (11/64"n=40)	어스나사	1	

A

Machine Body (1) Arm & Machine Body Parts

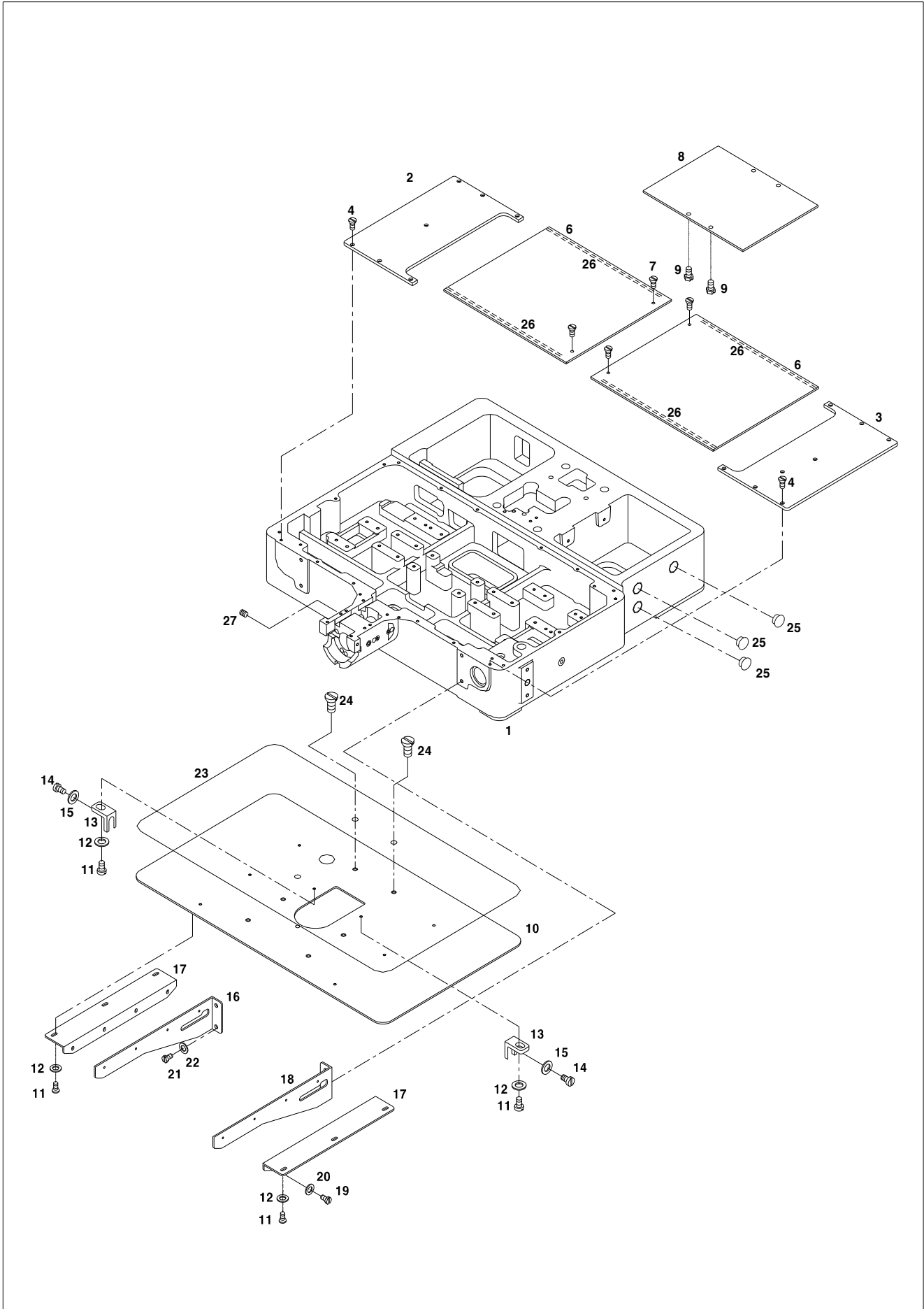
외장 관계(1) 암 및 외장품 관계



B

Machine Body (2) Bed & Machine Body Parts

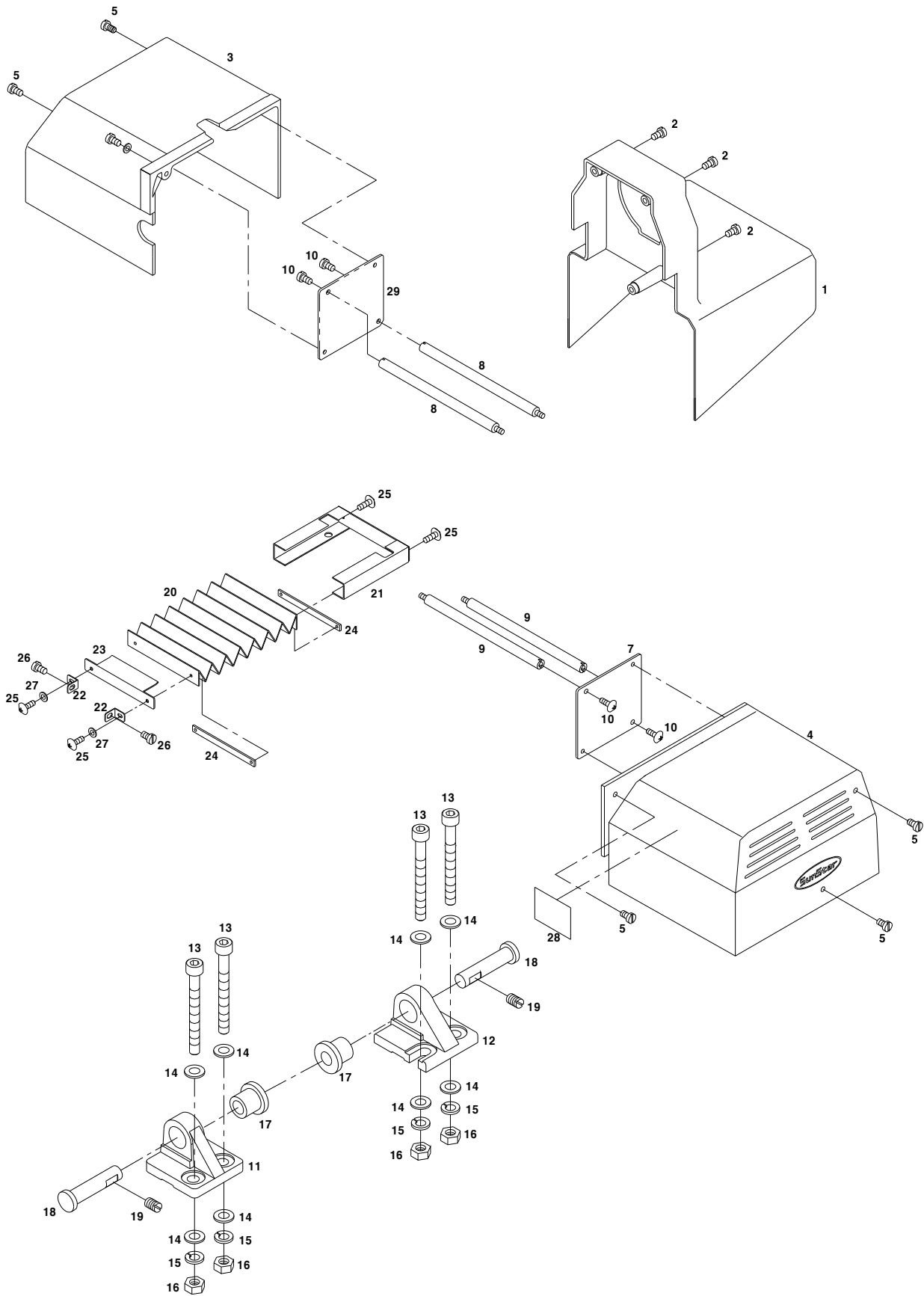
외장 관계(2) 베드 및 외장품 관계



C

Machine Body (3) Cover & Machine Body Parts

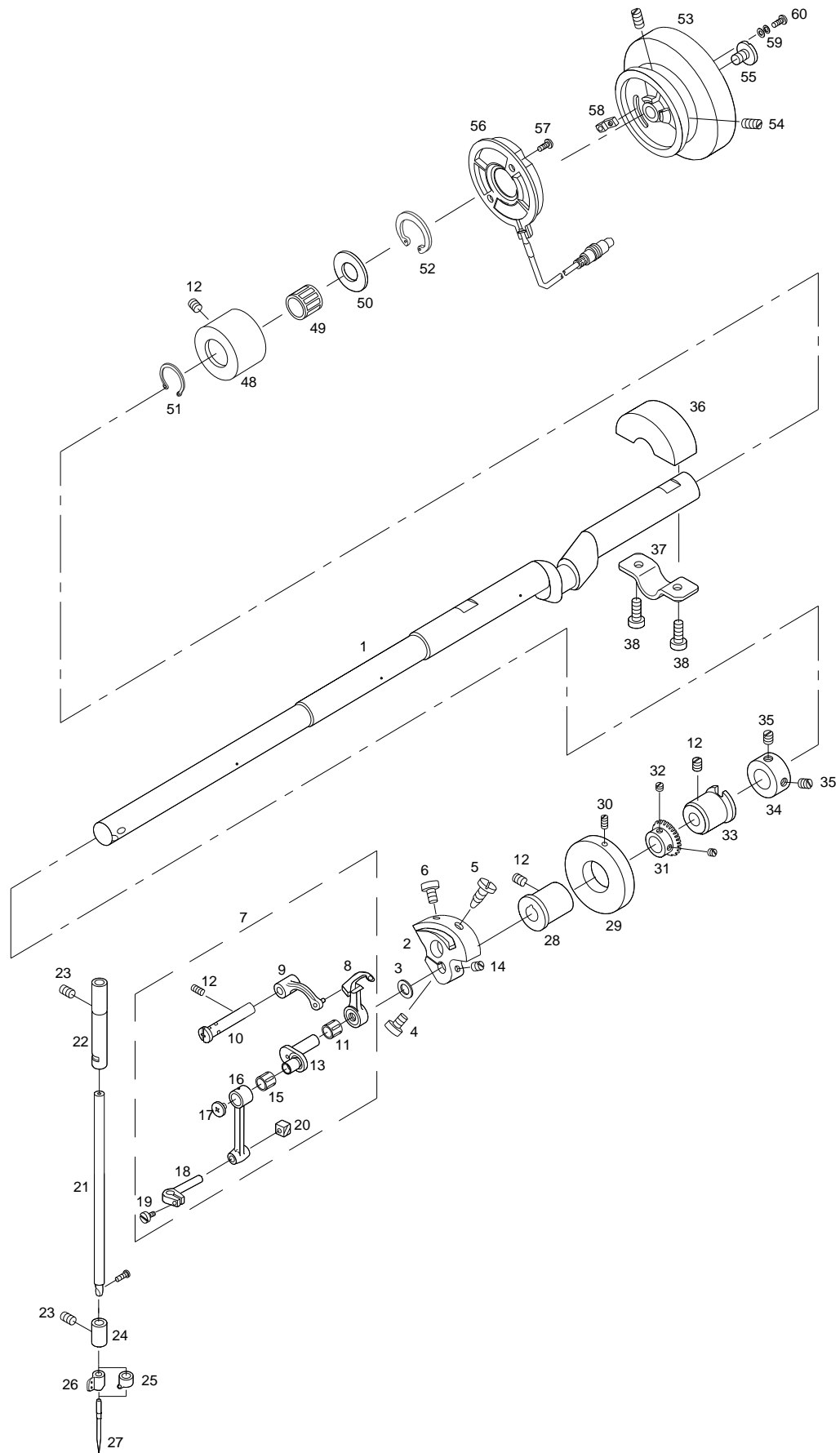
외장관계 (3) 커버 및 외장품 관계



D

Upper Shaft Mechanism

상축 관계

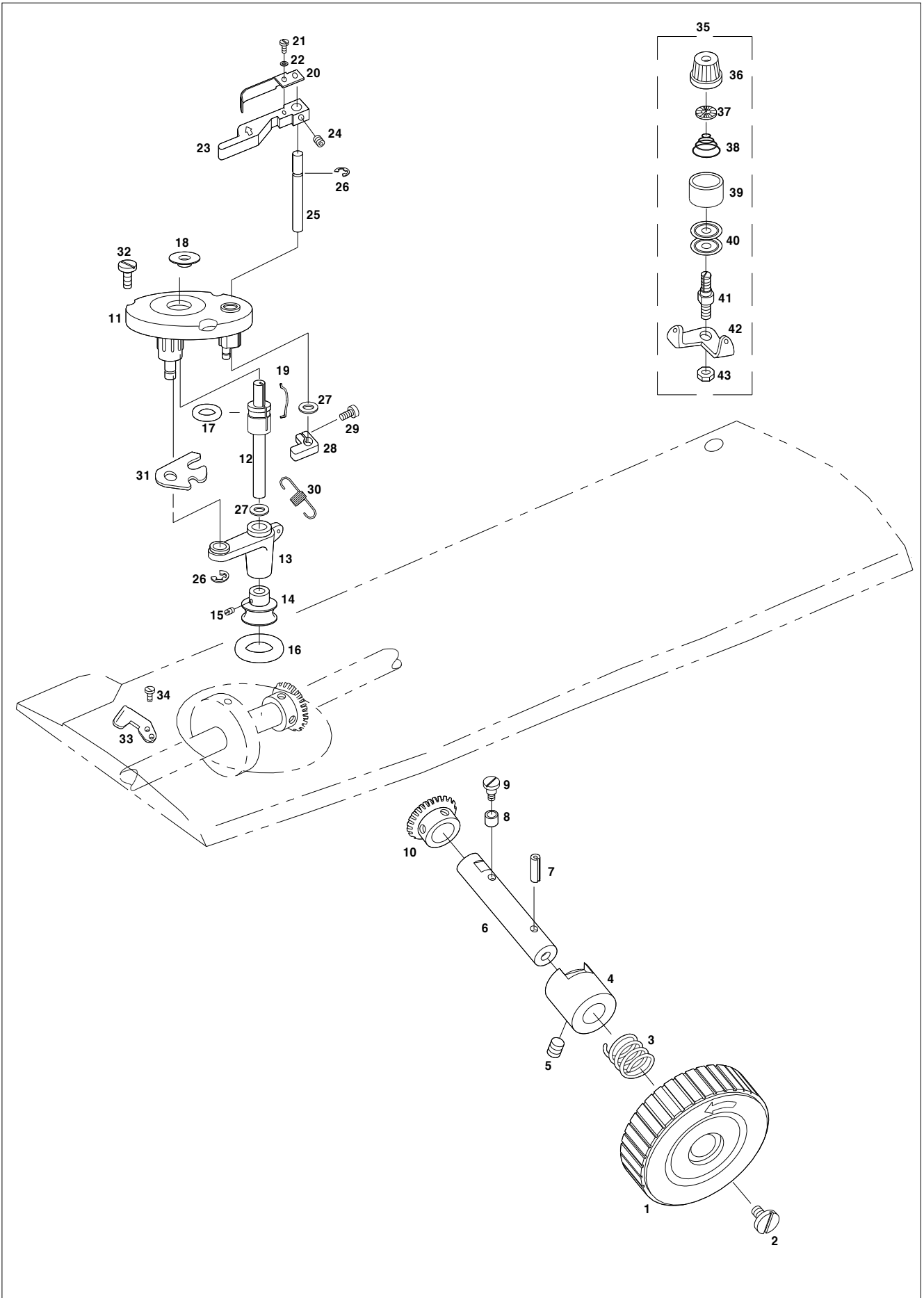


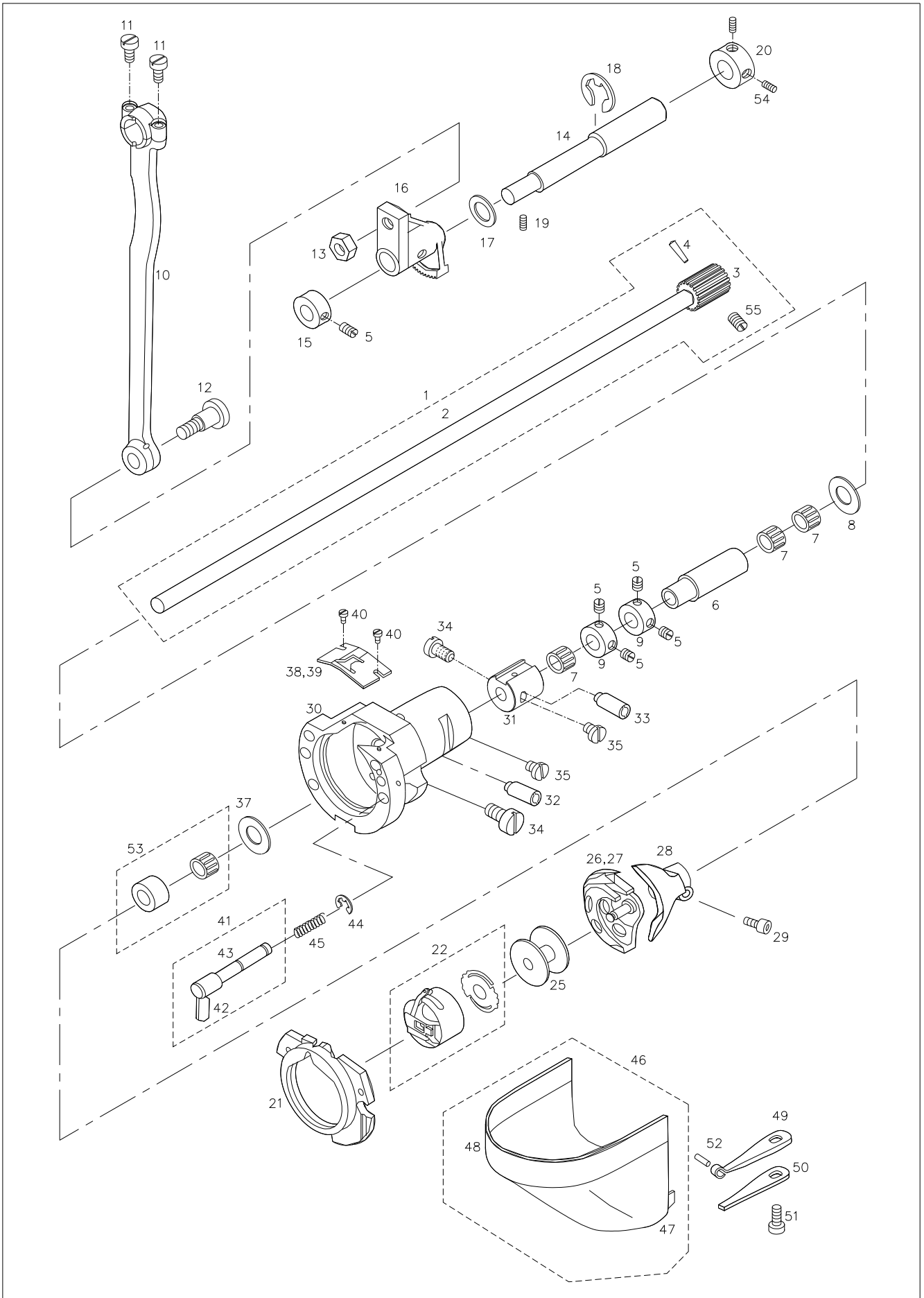
Ref. No.	Parts No.	Note	Name of Parts	품명	Q'ty	Applied
D-1	CUS-KG001201		Upper Shaft	상축	1	
D-2	CUS-DA000100		Link Cam	링크 캠	1	
D-3	DWS-AA000100		Link Cam Washer	링크 캠 와셔	1	
D-4	DSC-BF000700		Screw (15/64"n=28)	침나사	1	
D-5	DSC-BJ000100		Screw (9/32"n=28)	침나사	1	
D-6	DSC-BF000800		Screw (15/64"n=28)	침나사	1	
D-7	MTH-PA000100		Thread Take-Up Lever Ass'y	실채기(조)	1Set	
D-8	CTH-HJ000100		Thread Take-Up Lever	실채기	1	
D-9	CTH-CB000100		Thread Take-Up Lever Crank	실채기 크랭크	1	
D-10	DPN-AD100300		Thread Take-Up Crank Shaft	실채기 크랭크 축	1	
D-11	PBR-BA000600		Needle Bearing	니이들 베어링	1	
D-12	DSC-CB000500		Screw (15/64"n=28)	고정나사	4	
D-13	CTH-CJ000100		Needle Bar Crank	바늘대 크랭크	1	
D-14	DSC-CB000500		Screw (15/64"n=28)	고정나사	1	
D-15	PBR-BA000500		Needle Bearing	니이들 베어링	1	
D-16	CTH-CC000100		Needle Bar Crank Rod	바늘대 크랭크 로드	1	
D-17	DSC-BF001600		Screw	침나사	1	
D-18	CNB-BF000100		Needle Bar Holder	바늘대잡이	1	
D-19	DSC-BF001500		Screw	침나사	1	
D-20	CNB-CD000100		Needle Bar Guide Block	바늘대 안내 블럭	1	
D-21	CNB-KA000100		Needle Bar	바늘대	1	
D-22	DBS-DA000200		Needle Bar Bushing(U)	바늘대 상 붓싱	1	
D-23	DSC-CB000300		Screw (11/64"n=40)	고정나사	2	
D-24	DBS-DA000300		Needle Bar Bushing(L)	바늘대 하 붓싱	1	
D-25	CNB-HK000100	HS	Thread Guide for Needle Bar(H)	바늘대 실안내(후물용)	1	
D-26	CNB-HK001700	GS	Thread Guide for Needle Bar(G)	바늘대 실안내(일반용)	1	
D-27	006-00T-0011	HS	Needle (DP×17 #18)	바늘(후물용)	1	
	006-00T-0013	GS	Needle (DP×5 #14)	바늘(일반용)	1	
D-28	DBS-DB000100		Upper Shaft Bushing(F)	상축 전 붓싱	1	
D-29	CUS-CF000100		Bobbin Winder Driving Wheel	실감기 구동 휠	1	
D-30	DSC-CB000100		Screw for D-29	고정나사	2	
D-31	DGR-AC000100		Hand Pulley Gear A	핸드 풀리 기어 A	1	
D-32	DSC-CB000400		Screw (15/64"n=28)	고정나사 (1/4-40)	4	
D-33	DBS-DB000200		Upper Shaft Bushing(M)	상축 중 붓싱	1	
D-34	DCL-AA000100		Upper Shaft Collar	상축 카라	1	
D-35	DSC-CB000400		Screw (1/4"n=40)	고정나사	2	
D-36	CUS-DB000101		Crank Balancer	크랭크 밸런스	1	Aug.22.11
D-37	CUS-BJ000100		Fix Plate for Crank Balancer	크랭크 밸런스 고정판	1	
D-38	DSC-BA000500		Screw (3/16"n=28)	침나사	2	
D-48	DBS-DA000100		Upper Shaft Bushing(R)	상축 후 붓싱	1	
D-49	PBR-BA000100		Needle Bearing (KT151917)	니이들 베어링	1	
D-50	PWS-AA000100		Thrust Bearing Washer(AS1730)	트리스트 베어링 와셔	1	
D-51	PSR-AH000100		Snap Ring	S-R결용 멈춤링(호칭경21)	1	
D-52	PSR-AH000200		Retaining Ring	S-R결용 멈춤링(호칭경30)	1	
D-53	DPL-AA000100		Pulley	풀리	1	
D-54	DSC-BF000800		Screw	침나사	2	
D-55	DSC-BG000200		Screw	침나사	1	
D-56	11-0000-PS10		Synchronizer Ass'y	싱크로나이저(조)	1	
D-57	11-021S-2500		Screw for L-44	침나사	2	
D-58	11-020A-2500		Magnetic Holder	마그네틱 홀더	2	
D-59	11-022W-2500		Washer	와셔	2	
D-60	11-021S-2500		Screw	침나사	2	

Note: HS → Heavy Material (후물용)
GS → General Material (일반용)

Bobbin Winder & Hand Pulley Mechanism

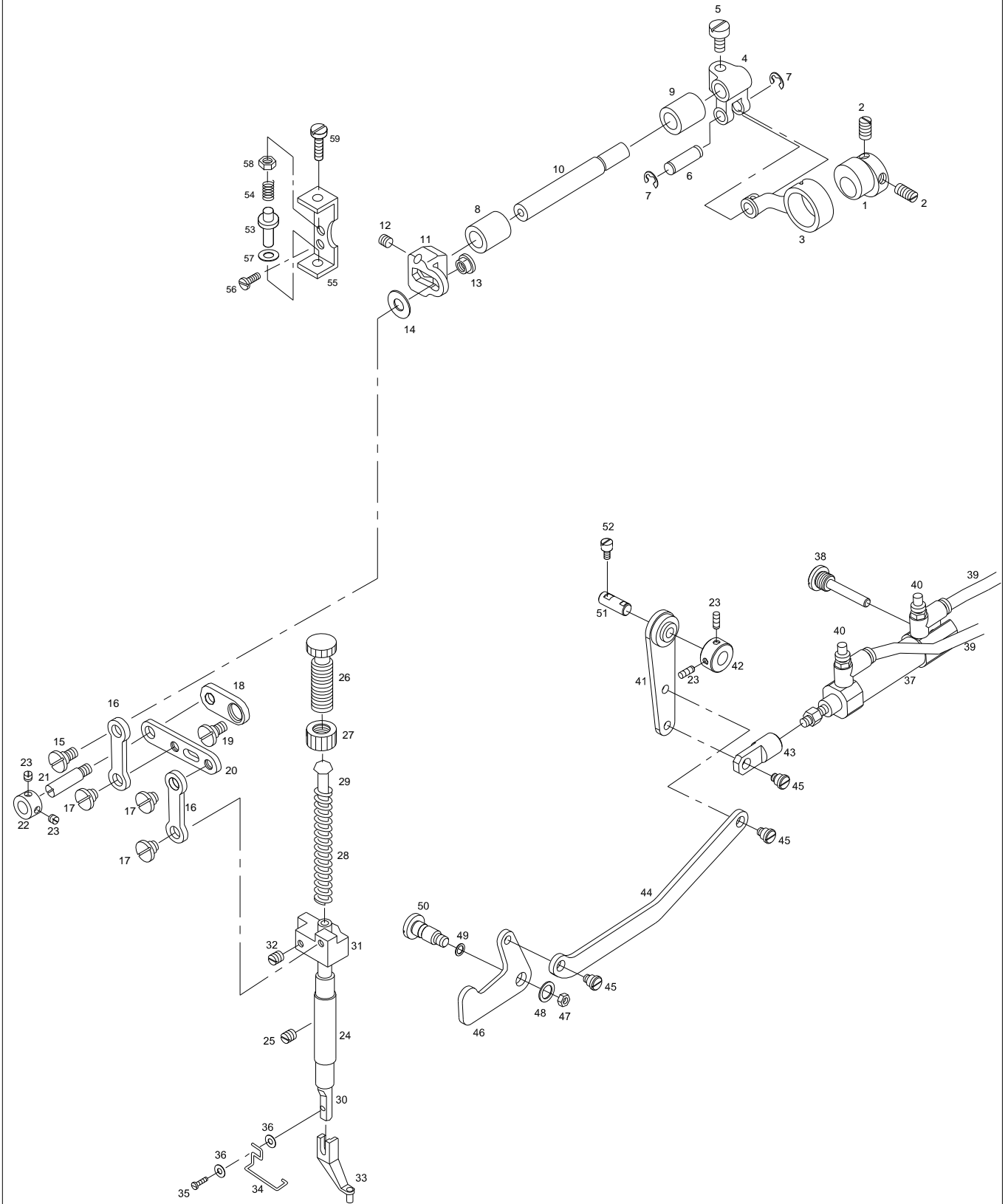
실감기 및 핸드 풀리 관계



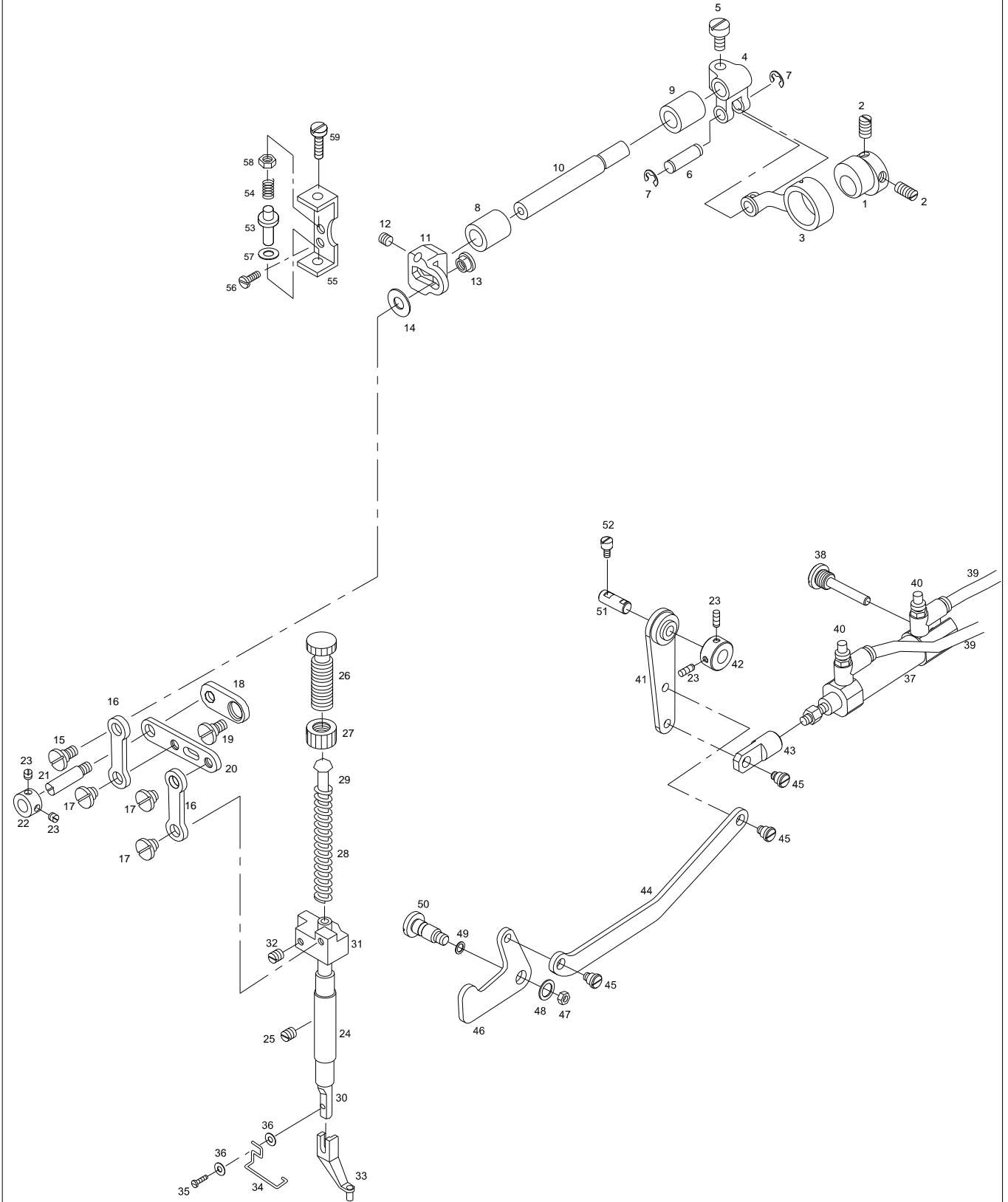


Ref. No.	Parts No.	Note	Name of Parts	품 명	Q'ty	Applied Period
F-1	ALS-PS000100		Lower Shaft Ass'y	하축 (조)	1	
F-2	CLS-KC000100		Lower Shaft	하축	1	
F-3	DGR-AA000100		Lower Shaft Gear	하축기어	1	
F-4	PPN-AA000100		Taper Pin	테이퍼 핀	1	
F-5	DSC-CB000700		Screw (11/64"n=40)	고정나사	6	
F-6	DBS-DA000500		Lower Shaft Rear Bushing	하축 후 붓싱	1	
F-7	PBR-BA000300		Needle Bearing (KT81110)	니들 베어링	3	
F-8	DWS-AA000800		Thrust Washer	트러스트 와셔	1	
F-9	DCL-AA000400		Lower Shaft Collar	하축 카라	2	
F-10	CLS-CC000100		Crank Rod	크랭크 로트	1	
F-11	DSC-BJ000400		Screw (11/64"n=40)	빴나사	2	
F-12	DSC-FB000100		Crank Rod Hinge Screw	크랭크 로트 단나사	1	
F-13	DSN-AA000500		Nut (1/4"n=40)	너트	1	
F-14	CLS-KH000100		Oscillator Shaft	오실레이터 축	1	
F-15	DCL-AA000200		Oscillator Shaft Collar(L)	오실레이터 축 카라(좌)	1	
F-16	DGR-AA000200		Oscillator Shaft Gear	요동축 기어	1	
F-17	DWS-AA000700		Washer	와셔	1	
F-18	PSR-AC000100		E-Ring $\phi 9$	E-링 (호칭경 9)	1	
F-19	DSC-CB000500		Screw (15/64"n=28)	고정나사	1	
F-20	DCL-AA000301		Oscillator Shaft Collar(R)	오실레이터 축 카라(우)	1	May.22.12
F-21	CHK-HQ000101		Shuttle Race Ring	셔틀 레이스 링	1	Jan.12.11
F-22	CHK-HC000100		Bobbin Case Ass'y	보빈 케이스(조)	1Set	
F-25	CHK-HB000100		Bobbin	보빈	1	
F-26	CHK-HA000100	HS	Shuttle(H)	셔틀(후물용)	1	
F-27	CHK-HA001600	GS	Shuttle(G)	셔틀(일반용)	1	
F-28	CHK-HP000100		Shuttle Driver	셔틀 드라이브	1	
F-29	PSC-AC000300		Screw (M4×P0.7)	빴나사	1	
F-30	CHK-BD000100		Shuttle(L)	셔틀(大)	1	
F-31	DBS-DA000600		Middle Bushing for Lower Shaft	하축 중붓싱	1	
F-32	CHK-CH000100		Shuttle(L) Adjusting Shaft	셔틀(大) 조절축	1	
F-33	CHK-CH000100		Shuttle Race Adjusting Shaft	셔틀 레이스 조절축	1	
F-34	DSC-BF000800		Screw (15/64"n=28)	빴나사	2	
F-35	DSC-BF000900		Screw (11/64"n=40)	빴나사	2	
F-37	DWS-AA000300		Shuttle Bearing Washer	셔틀 베어링 와셔	1	
F-38	CHK-BJ000100		Shuttle Upper Spring(H)	셔틀 상면 스프링(후물용)	1	
F-39	CHK-BJ000300		Shuttle Upper Spring(G)	셔틀 상면 스프링(일반용)	1	
F-40	DSC-BF001300		Screw (3/32"n=56)	빴나사	2	
F-41	AHK-PS000100		Inner Hook Presser Shaft Ass'y	속가마 누름축(조)	1Set	
F-42	CHK-BJ000200		Inner Hook Presser Plate	속가마 누름대	1	
F-43	CHK-KZ000100		Inner Hook Presser Shaft	속가마 누름축	1	
F-44	PSR-AC000400		E-Ring	E 링 (호칭경 3)	2	
F-45	DSP-AA000600		Inner Hook Spring	속가마 압력 스프링	2	
F-46	AMB-PS000600		Hook Cover Ass'y	훅 커버(조)	1Set	
F-47	CMB-BB000900		Hook Cover Hinge	훅 커버 힌지	1	
F-48	CMB-LA001400		Hook Cover	훅 커버	1	
F-49	DSP-AD000100		Hook Cover Plate Spring A	훅 커버 판 스프링 A	1	
F-50	DSP-AD000200		Hook Cover Plate Spring B	훅 커버 판 스프링 B	1	
F-51	DSC-BJ000200		Screw (11/64"n=40)	빴나사	1	
F-52	PPN-AF000300		Spring Pin ($\phi 2 \times l 9.8$)	스프링 핀	1	
F-53	PBR-BA000200		Needle Roll Bearing	니들 롤 베어링	2	
F-54	DSC-CB000400		Screw (1/4"n=40)	빴나사	2	
F-55	DSC-CB000600		Screw	빴나사	1	

Note: HS → Heavy Material (후물용)
GS → General Material (일반용)

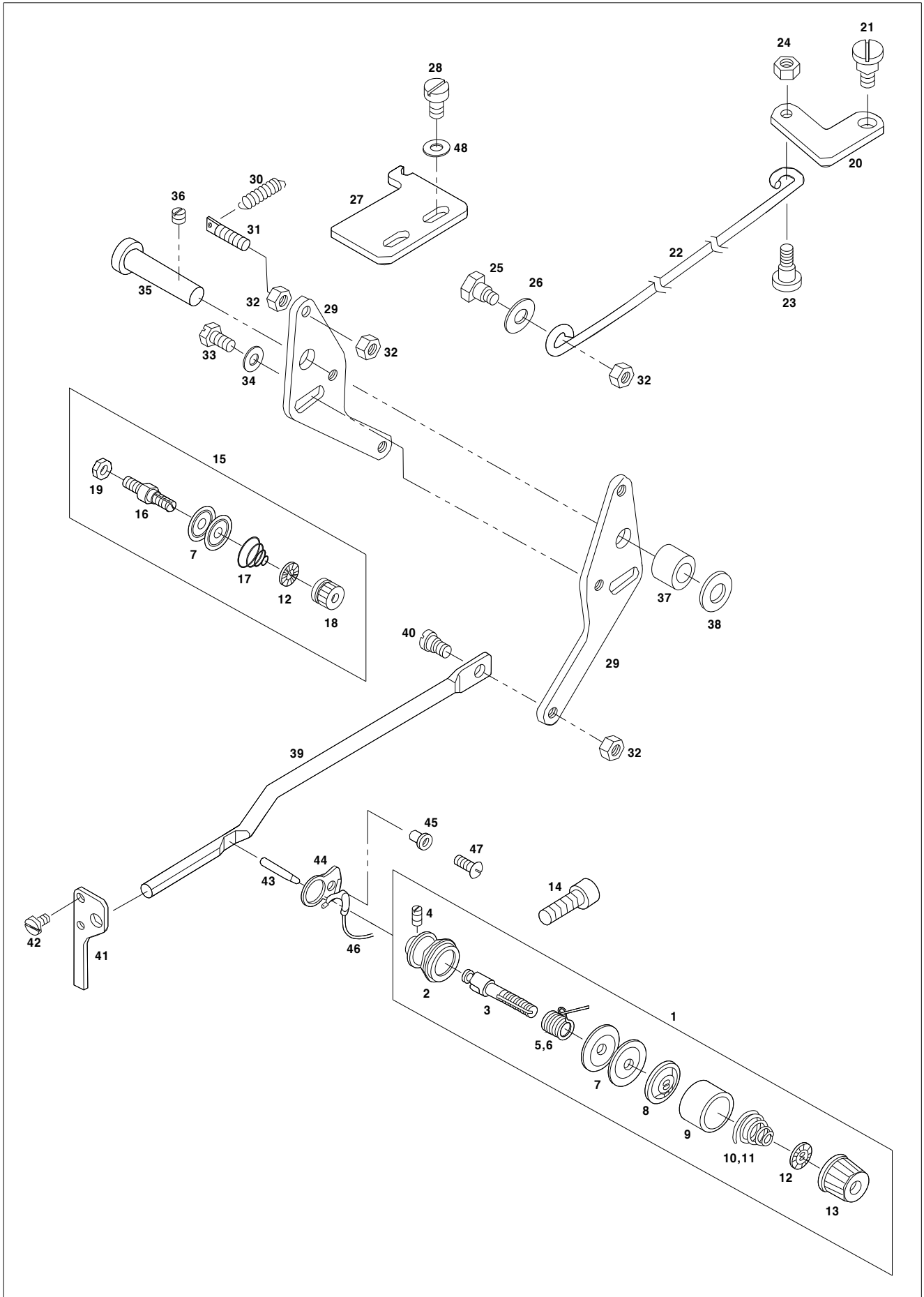


Ref. No.	Parts No.	Note	Name of Parts	품 명	Q'ty	Applied Period
G-1	CPB-DC000101		Presser Cam	노루발 구동캠	1	Sep.17.12
G-2	DSC-CB000400		Screw (1/4"n=40)	침나사	2	
G-3	CPC-CC000100		Presser Cam Connecting Rod	노루발 구동캠 연결샤프트	1	
G-4	CPB-CB000100		Presser Fork Crank	노루발 포크 크랭크	1	
G-5	DSC-BF000700		Screw (15/64"n=28)	침나사	1	
G-6	DPN-AA000300		Presser Cam Connecting Rod Pin	노루발 구동캠 연결샤프트 핀	1	
G-7	PSR-AC000200		E-Ring	E-링 (호칭경 5)	2	
G-8	DBS-DA001000		Presser Shaft Bushing A	노루발 구동축 붓싱 A	1	
G-9	DBS-DA001100		Presser Shaft Bushing B	노루발 구동축 붓싱 B	1	
G-10	CPB-KF000100		Presser Shaft	노루발 구동축	1	
G-11	CPB-CB000202		Presser Adjusting Arm	노루발 조절 아암	1	Feb.03.12
	CPB-CB000201		Presser Adjusting Arm	노루발 조절 아암	1	Nov.17.11
G-12	DSC-CB000400		Screw (1/4"n=40)	침나사	2	
G-13	DSN-CF000100		Presser Adjusting Arm Nut	노루발 조절 아암 너트	1	
G-14	DWS-AA013000		Washer	와셔	1	
G-15	DSC-FA000500		Presser Adjusting Arm Hinge Screw	노루발 조절 아암 단나사	1	
G-16	CPB-CA000200		Presser Link	노루발 링크	2	
G-17	DSC-FA000400		Presser Link Hinge Screw	노루발 링크 단나사	3	
G-18	CPB-CA000100		Position Link	위치 링크	1	
G-19	DSC-FA000300		Position Link Hinge Screw	위치링크 고정 단나사	1	
G-20	CPB-CA000300		Presser Driving Link	노루발 운동 링크	1	
G-21	DSC-FF000100		Presser Driving Link Hinge Screw	노루발 운동 링크 고정 단나사	1	
G-22	DCL-AA000400		Presser Driving Link Collar	노루발 운동 링크 카라	1	
G-23	DSC-CA000400		Screw (11/64"n=40 L=5)	침나사	4	
G-24	DBS-DA000900		Presser Bar Bushing	누름대 붓싱	1	
G-25	DSC-CB000700		Screw (11/64"n=40)	침나사	1	
G-26	DSC-HA000100		Presser Adjusting Screw	압력 조절 나사	1	
G-27	DSN-CC000100		Nut for Presser Adjusting Screw	압력 조절 나사 침 너트	1	
G-28	DSP-AA000200		Presser Adjusting Spring	압력 조절 스프링	1	
G-29	CPB-KC000100		Presser Adjusting Bar	압력 조절봉	1	
G-30	CPB-KB000100		Presser Bar	누름대	1	
G-31	CPB-BF000100		Presser Bar Holder	누름대 잡이	1	
G-32	DSC-BF001000		Screw (11/64"n=40 L=11)	침나사	1	
G-33	CGA-GC000100		Presser Foot (Option)	노루발	1	
G-34	CPB-BH000100		Finger Guard	핑거가드	1	
G-35	DSC-BA000200		Screw (9/64"n=40 L=9.5)	침나사	1	
G-36	PWS-AA000200		Washer	와셔	2	
G-37	PPP-CA000200		Presser Foot Cylinder	노루발 올림 실린더	1	
G-38	DSC-FH000100		Hinge Stud for Presser Foot Cylinder	노루발 실린더 힌지 단나사	1	
G-39	PPP-AD00100		Hose (Ø4)	우레탄 호스 (Ø4)	-	
G-40	PPP-AB000100		Speed Controller	스피드 컨트롤러	2	
G-41	APM-PS000200		Connecting Link for Presser Foot Cylinder	노루발 올림 실린더 연결 링크	1	
G-42	DCL-AA000400		Connecting Link Coller for Presser Foot Cylinder	노루발 올림 실린더 연결 링크 카라	1	
G-43	CPM-BM000100		Knuckle of Presser Foot Cylinder	노루발 실린더 너클	1	
G-44	CPM-CA000200		Connecting Rod for Presser Foot	노루발 올림 연결 샤프트	1	
G-45	DSC-FA001200		Stud for Presser Link	노루발 링크 단나사	3	
G-46	CPM-CA000100		Lift Link of Presser Foot	노루발 올림 링크	1	
G-47	DSN-AA000400		Nut	너트	1	
G-48	PWS-AA000600		Washer	와셔	1	
G-49	PPK-BA000300		O-Ring	O-링	1	
G-50	DSC-FA001700		Stud for Presser Foot Lift Link	노루발 올림 링크 단나사	1	
G-51	DPN-AA000600		Presser Bar Lifter Connecting Shaft	노루발 올림 연결축	1	
G-52	DSC-BF000800		Screw (15/64"n=28)	고정나사	1	
G-53	DPN-BB000100		Position Link Stopper	위치 링크 스토퍼	1	
G-54	DSP-AA000300		Position Link Stopper Spring	위치 링크 스토퍼 스프링	1	
G-55	CPB-BB000100		Position Link Stopper Bracket	위치 링크 스토퍼 브라켓	1	
G-56	DSC-BJ000600		Screw (15/64"n=28)	침나사	2	



Thread Release & Thread Tension Mechanism

실늑추기 및 실 장력 조절 관계

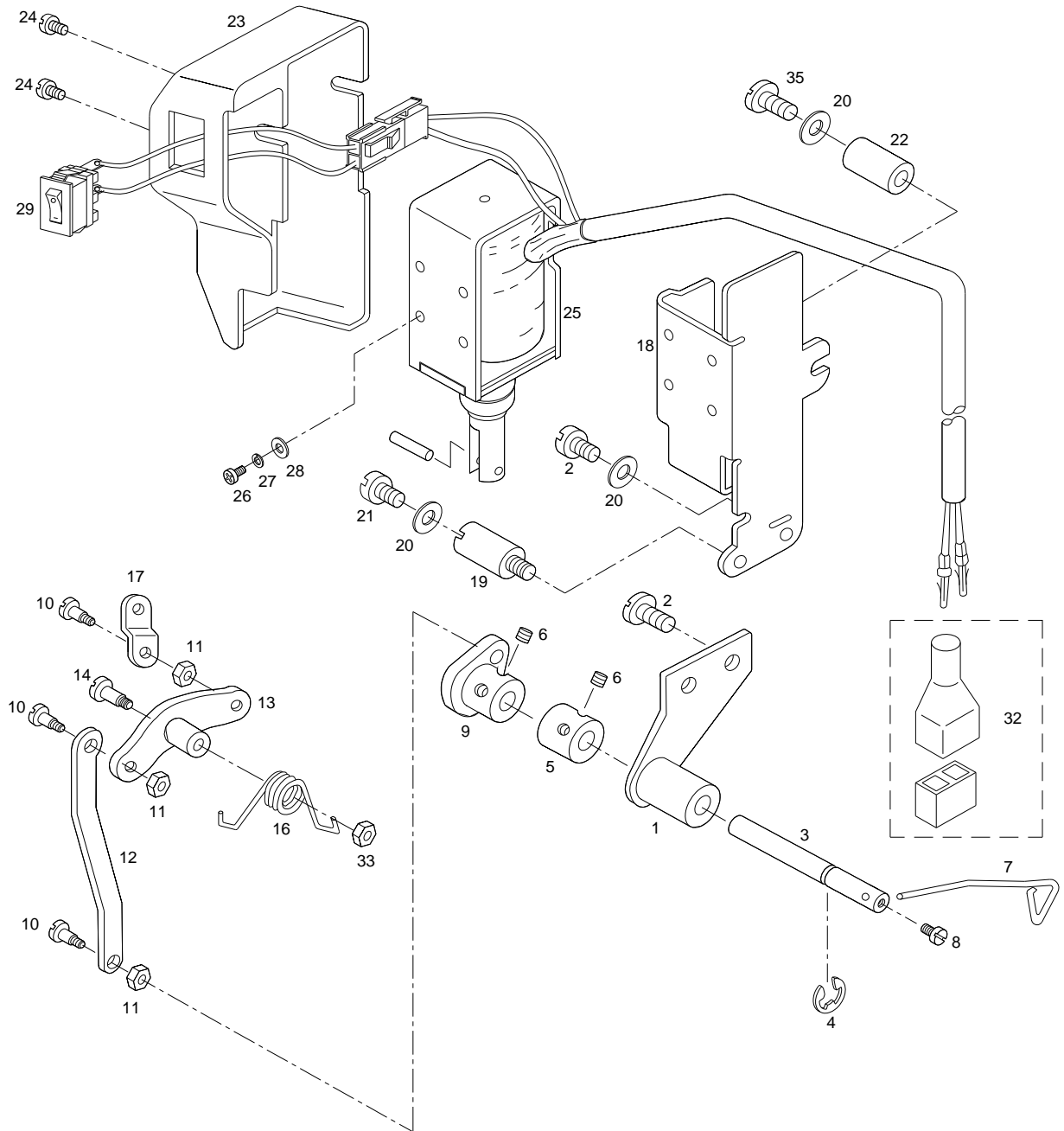


Ref. No.	Parts No.	Note	Name of Parts	품 명	Q'ty	Assembly
H-1	ATA-PS000100		Thread Tension Adjusting Ass'y	실장력 조절 장치(조)	1Set	
H-2	CTA-BA000100		Thread Tension Adjusting Body	실장력 조절 장치 몸체	1	
H-3	CTA-HM000100		Thread Tension Adjusting Shaft	실장력 조절 장치 축	1	
H-4	DSC-CA000200		Screw (9/64"n=40)	고정나사	2	
H-5	DSP-BB000100	HS	Thread Take-Up Spring(H)	실채기 스프링(후물용)	1	
H-6	DSP-BB000900	GS	Thread Take-Up Spring(G)	실채기 스프링(일반용)	1	
H-7	CTA-HL000100		Thread Guide Disk	실안내 접시	4	
H-8	CTA-BJ000200		Presser Plate for 7	실안내 접시 누름판	1	
H-9	CTA-BD000100		Spring Cover	스프링 커버	1	
H-10	DSP-BA000100	HS	Thread Tension Adjusting Spring(H)	실장력 조절 스프링(후물용)	1	
H-11	DSP-BA001000	GS	Thread Tension Adjusting Spring(G)	실장력 조절 스프링(일반용)	1	
H-12	CTA-BJ000100		Spring Stopper	스프링 스토퍼	2	
H-13	DSN-CD000100		Thread Adjusting Nut	실조절 장치 너트	1	
H-14	PSC-AC000900		Screw (M6)	침나사	1	
H-15	ATA-PS000200		Second Thread Tension Adjusting Ass'y	보조 실 조절 장치(조)	1Set	
H-16	CTA-HM000200		Second Thread Tension Adjusting Shaft	보조 실 조절 장치축	1	
H-17	DSP-BA000200		Second Thread Tension Adjusting Spring	보조 실 안내 접시 스프링	1	
H-18	DSN-CD000200		Second Thread Adjusting Nut	보조 실조절 장치 너트	1	
H-19	DSN-AA000700		Nut (15/64"n=28)	너트	1	
H-20	CTR-CA000100		Thread Release Link	실 늦추기 링크	1	
H-21	DSC-FA001500		Thread Release Link Hinge Screw	실 늦추기 링크 단나사	1	
H-22	CTR-BH000100		Thread Release Connecting Rod	실 늦추기 연결 룯드	1	
H-23	DSC-FA001601		Hinge Screw A for 22	실 늦추기 연결 룯드 단나사 A	1	
H-24	DSN-AA000200		Nut (3/16"n=28)	너트	1	
H-25	DSC-FB000200		Hinge Screw B for 22	실늦추기 연결 룯드 단나사 B	1	
H-26	DWS-AA001200		Washer	와셔	1	
H-27	CTR-BJ000300		Thread Release Stopper	실늦추기 스토퍼	1	
H-28	DSC-BA000500		Screw (3/16"n=28)	침나사	2	
H-29	CTR-BJ000200		Thread Release Adjusting Plate	실늦추기 조정판	2	
H-30	DSP-AB000200		Thread Release Return Spring	실 늦추기 리턴 스프링	1	
H-31	DSC-HD000200		Spring Hook Screw	스프링 걸이 나사	1	
H-32	DSN-AA000300		Nut (11/64"n=40)	너트	4	
H-33	DSC-AA000200		Screw (11/64"n=40)	침나사	1	
H-34	PWS-AA000400		Washer	와셔	1	
H-35	DPN-AD000400		Thread Release Shaft	실 늦추기 축	1	
H-36	DSC-CA000300		Screw (3/16"n=28)	고정나사	1	
H-37	DCL-BB000100		Thread Release Shaft Collar	실 늦추기 축 카라	1	
H-38	DWS-AA001300		Washer	와셔	1	
H-39	CTR-CC000100		Thread Release Action Bar	실 늦추기 작동봉	1	
H-40	DSC-FA001400		Hinge Screw for 39	실 늦추기 작동봉 단나사	1	
H-41	CTR-BJ000100		Thread Release Action Bar Guide	실 늦추기 작동봉 안내	1	
H-42	DSC-BJ000300		Screw (9/64"n=40)	침나사	2	
H-43	DPN-AA000500		Thread Release Pin	실 늦추기 핀	1	
H-44	CTA-BJ000400		Thread Detecting Plate Guide	실 감지판 안내	1	
H-45	CTA-BN000100		Thread Detecting Plate Ring	실 감지판 링	1	
H-46	CTA-BJ000300		Thread Detecting Plate	실 감지판	1	
H-47	DSC-BG000100		Screw (9/64"n=40)	침나사	1	
H-48	DWS-AA000600		Washer	와셔	2	

Note: HS → Heavy Material (후물용)
GS → General Material (일반용)

Wiper Mechanism

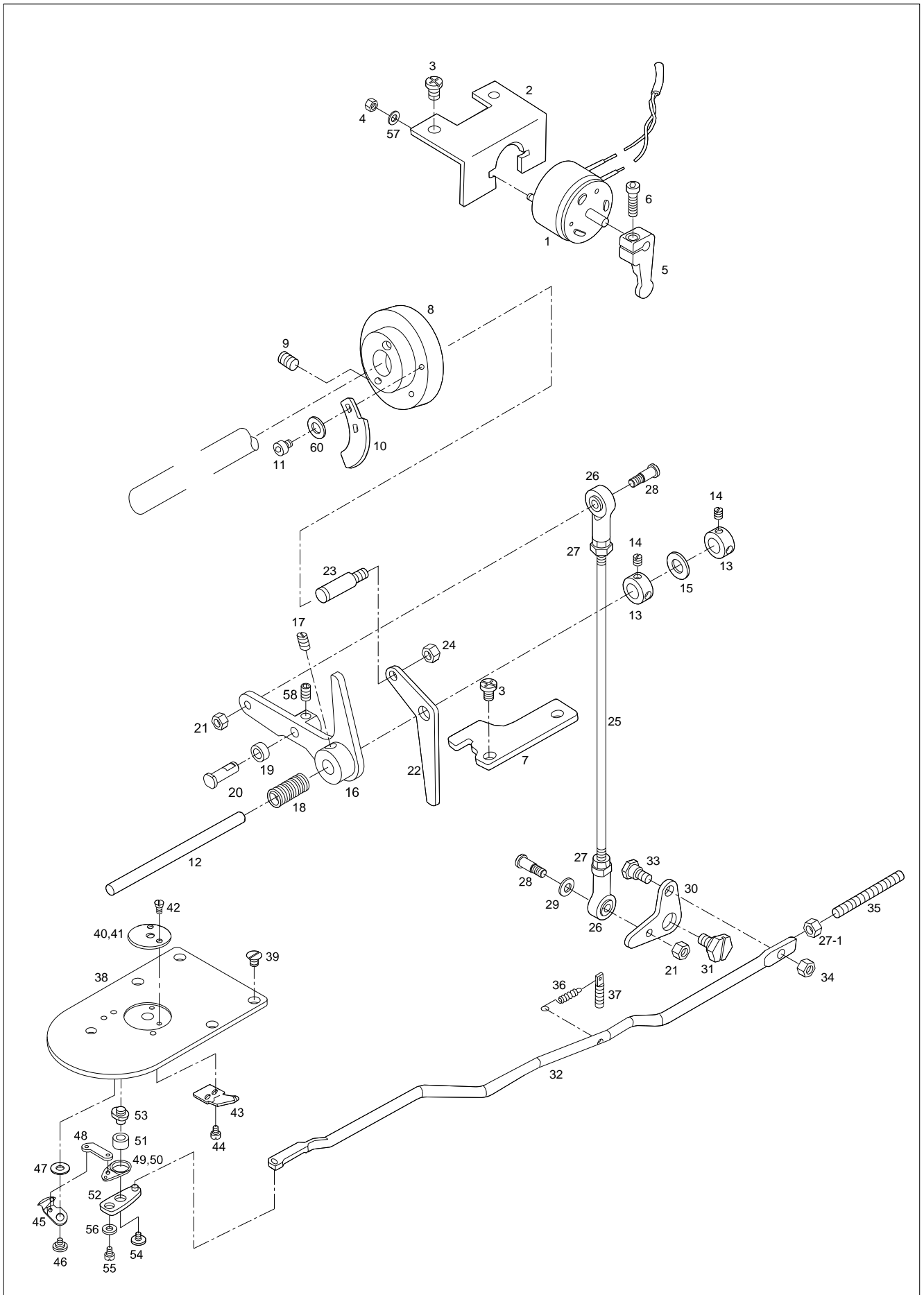
와이퍼 관계



J

Thread Trimming Mechanism

사절 관계





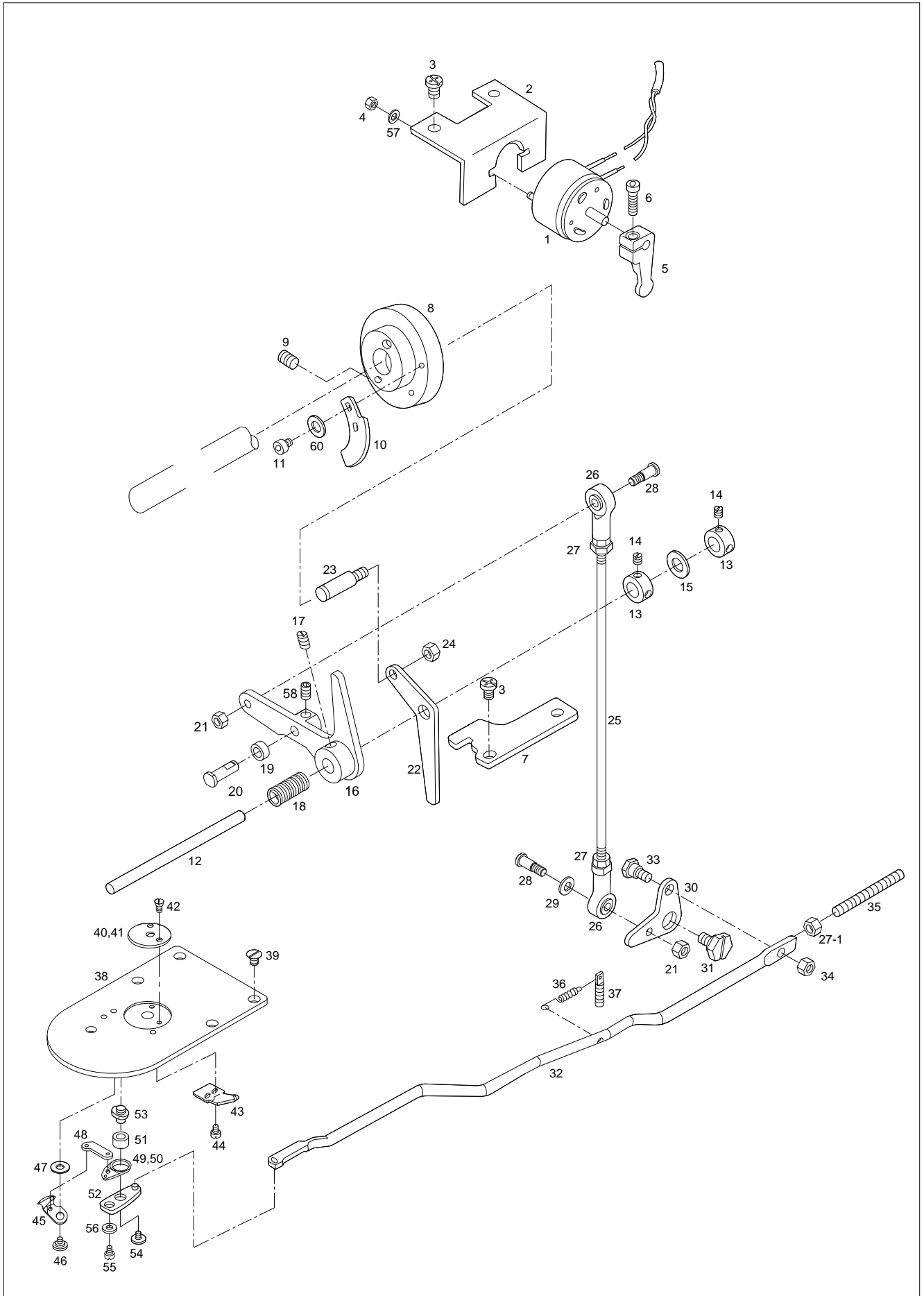
Ref. No.	Parts No.	Note	Name of Parts	품 명	Q'ty	Applied Period
J-1	DSD-AB000100		Thread Trimming Sol. Ass'y	사절 슬레노이드(조)	1Set	
J-2	CTT-BB000101		Thread Trimming Sol. Bracket	사절 슬레노이드 브라켓	1	Nov.23.11
J-3	DSC-BA000500		Screw (3/16"n=28)	침나사	4	
J-4	DSN-AA000400		Nut (3/16"n=28)	너트	2	
J-5	CTT-CM000101		Rotating Link for 1	사절 슬레노이드 회전 링크	1	Mar.08.12
J-6	PSC-AC001400		Screw (M4×P0.7)	침나사	1	
J-7	CTT-BJ000100		Thread Trimming Driving Link Stopper	사절 구동 링크 스토퍼	1	
J-8	CTT-DG000100		Thread Trimming Cam	사절 캠	1	
J-9	DSC-CB000400		Screw (1/4"n=40)	고정나사	2	
J-10	CTT-BJ000300		Thread Release Notch	실 늦추기 노치	1	
J-11	PSC-AC001500		Screw (M4×P0.7)	침나사	2	
J-12	CTT-KC000100		Thread Trimming Shaft	사절 축	1	
J-13	DCL-AA000400		Thread Trimming Shaft Collar	사절 축 카라	2	
J-14	DSC-CB000700		Screw (15/64"n=28)	고정나사	4	
J-15	CTT-FB000100		Rubber Washer for 12	사절 축 고무 와셔	1	
J-16	CTT-CB000400		Thread Trimming Driving Link Ass'y	사절 구동 링크(조)	1Set	
J-17	DSC-CB000500		Screw (15/64"n=28)	고정나사	1	
J-18	DSP-AA000700		Spring for 12	사절 축 스프링	1	
J-19	CTT-CL000200		Thread Trimming Cam Roller	사절 캠 로울러	1	
J-20	DPN-AD000600		Thread Trimming Cam Roller Shaft	사절 캠 로울러 축	1	
J-21	DSN-AA000900		Nut (11/64"n=40)	너트	2	
J-22	CTT-CM000200		Thread Release Lever	실늦추기 레버	1	
J-23	DSC-GA000100		Thread Release Lever Pin	실늦추기 레버 핀	1	
J-24	DSN-AA000400		Nut (15/64"n=40)	너트	1	
J-25	CTT-CC000500		Thread Trimming Connecting Rod	사절 연결 로드	1	
J-26	PBR-GB000100		Rod End(R)	Rod End "우"	2	
J-27	PSN-AA000200		Nut (M4×P0.8)	너트	2	
J-27-1	PSN-AA000600		Nut (M6×1.0 H=5)	너트(도금)	1	
J-28	DSC-FD000100		Hinge Screw for 25	사절 연결 로드 단나사	2	
J-29	DWS-AA000600		Washer	와셔	1	
J-30	CTT-CB000100		Thread Trimming Connecting Link	사절 연결 링크	1	
J-31	DSC-FB000400		Hinge Screw for 30	사절 연결 링크 단나사	1	
J-32	CTT-CC000100		Thread Trimming Connecting Bar	사절 연결봉	1	
J-33	DSC-FB000300		Hinge Screw for 32	사절 연결봉 단나사	1	
J-34	DSN-AA000800		Nut (3/16"n=28)	너트	1	
J-35	DSC-AA000400		Link Stopper Screw	링크 스토퍼 나사	1	
J-36	DSP-AB000300		Thread Stick Return Spring	사절 연결봉 리턴 스프링	1	
J-37	DSC-HD000200		Spring Hooker	스프링 걸이	1	
J-38	CTT-BJ000200		Needle Plate	침판	1	
J-39	DSC-BC000100		Screw (15/64"n=40)	침나사	4	
J-40	CTT-GL000101		Needle Plate Cover(H)	침판 커버(후물용)	1	Aug.17.12
J-41	CTT-GL000801		Needle Plate Cover(G)	침판 커버(일반용)	1	Aug.17.12
J-42	DSC-BB000300		Screw (M4×P0.5)	침나사	2	
J-43	CTT-NB000100		Fixed Mes	고정메스	1	
J-44	DSC-BF002000		Screw (9/64"n=40)	침나사	2	
J-45	ATT-PS000401		Moving Mes	동메스	1	Aug.16.12
J-46	DSC-FA001801		Hinge Screw for Moving Mes	동메스 단나사	1	
J-47	DWS-AA001700		Washer (t=0.4)	와셔(0.4)	-	
	DWS-AA001800		Washer (t=0.5)	와셔(0.5)	-	
	DWS-AA004000		Washer (t=0.6)	와셔(0.6)	-	
	DWS-AA004100		Washer (t=0.7)	와셔(0.7)	-	
J-48	CTT-CA000100		Moving Mes Link	동메스 링크	1	
J-49	ATT-PS000700		Thread Trimming Lever "B"(H)	사절레버 "B"(후물용)	1	
J-50	ATT-PS000800		Thread Trimming Lever "B"(G)	사절레버 "B"(일반용)	1	
J-51	CTT-CL000100		Thread Trimming Lever Ring	사절레버 링	1	
J-52	ATT-PS000600		Thread Trimming Lever "A"	사절레버 "A"	1	
J-53	DSC-FG000101		Thread Trimming Lever Shaft	사절레버 축	1	Dec.16.11

Note: HS → Heavy Material (후물용)
 GS → General Material (일반용)

J

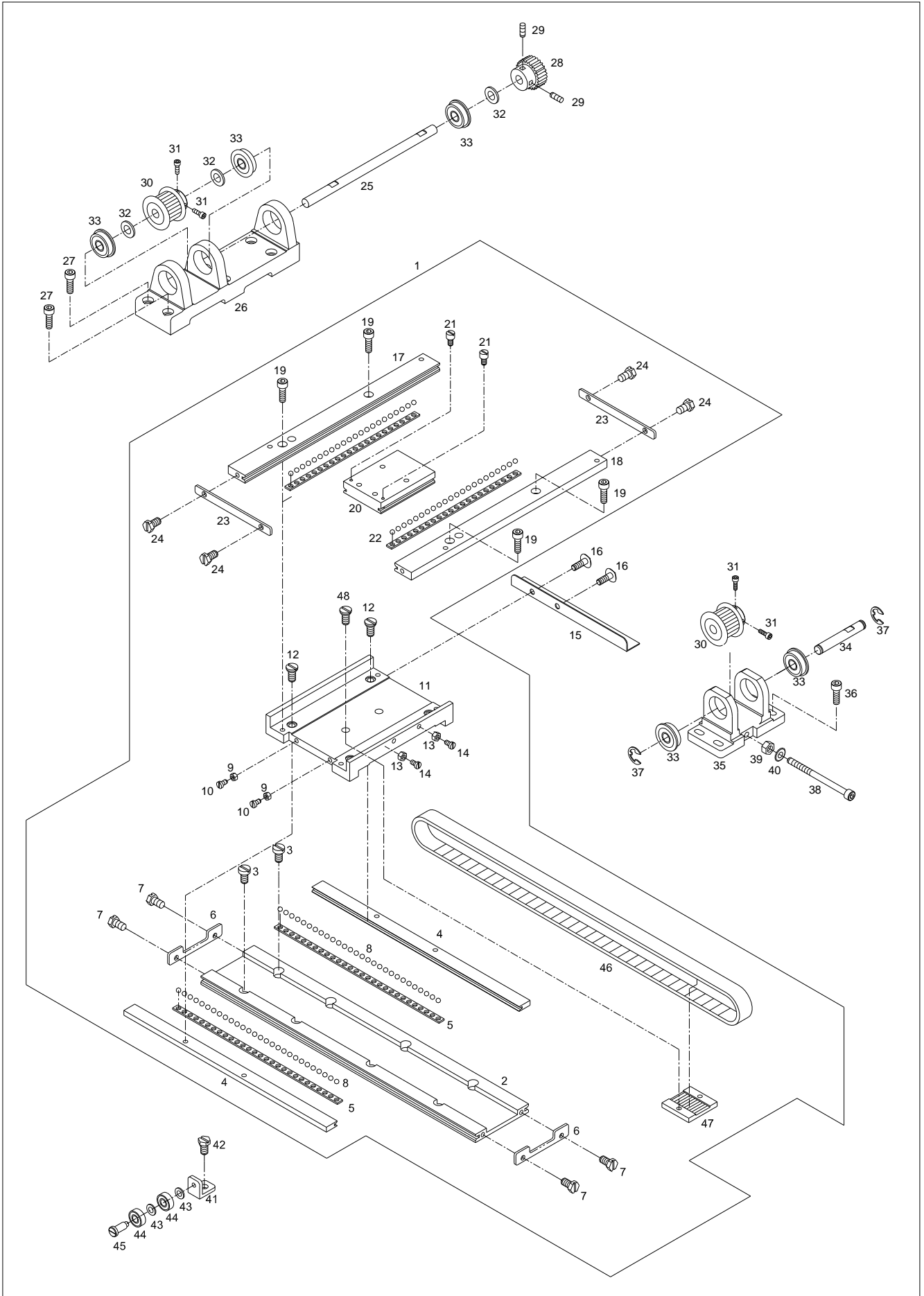
Thread Trimming Mechanism

사절 관계



X-Y Mechanism (1) X-Moving Mechanism

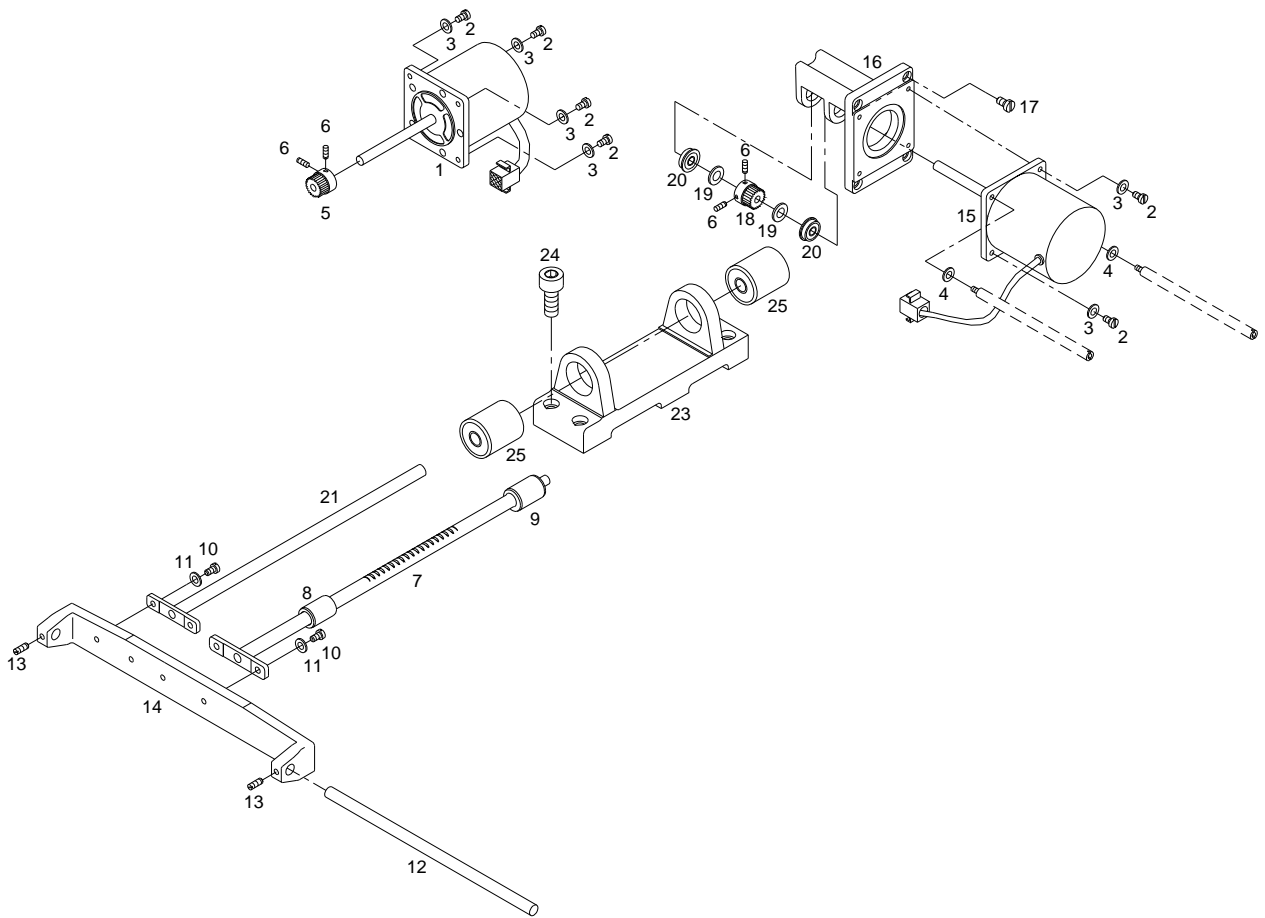
X-Y 관계(1) X-이송 관계





X-Y Mechanism (2) Y-Moving Mechanism

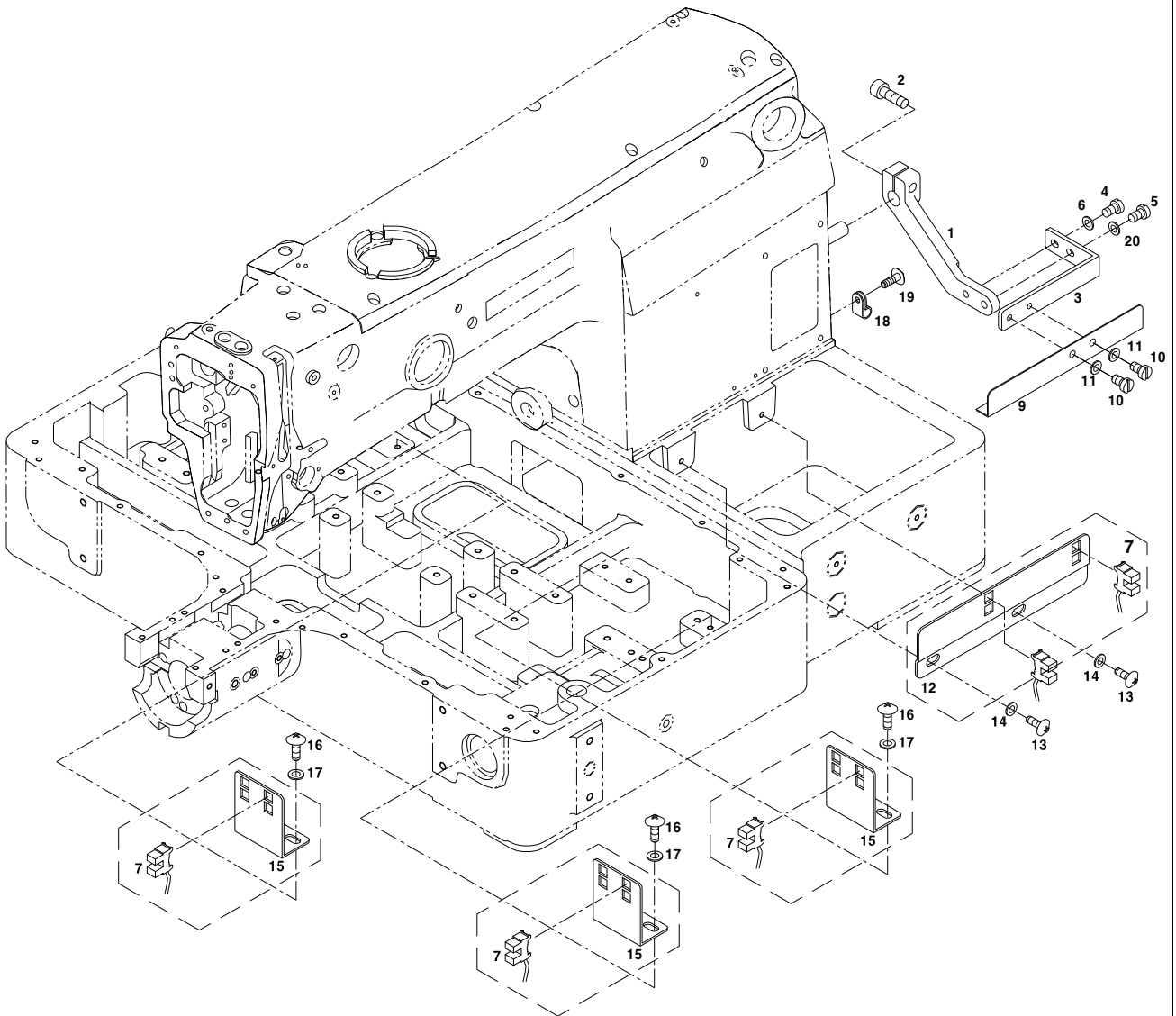
X-Y 관계(2) Y-이송 관계

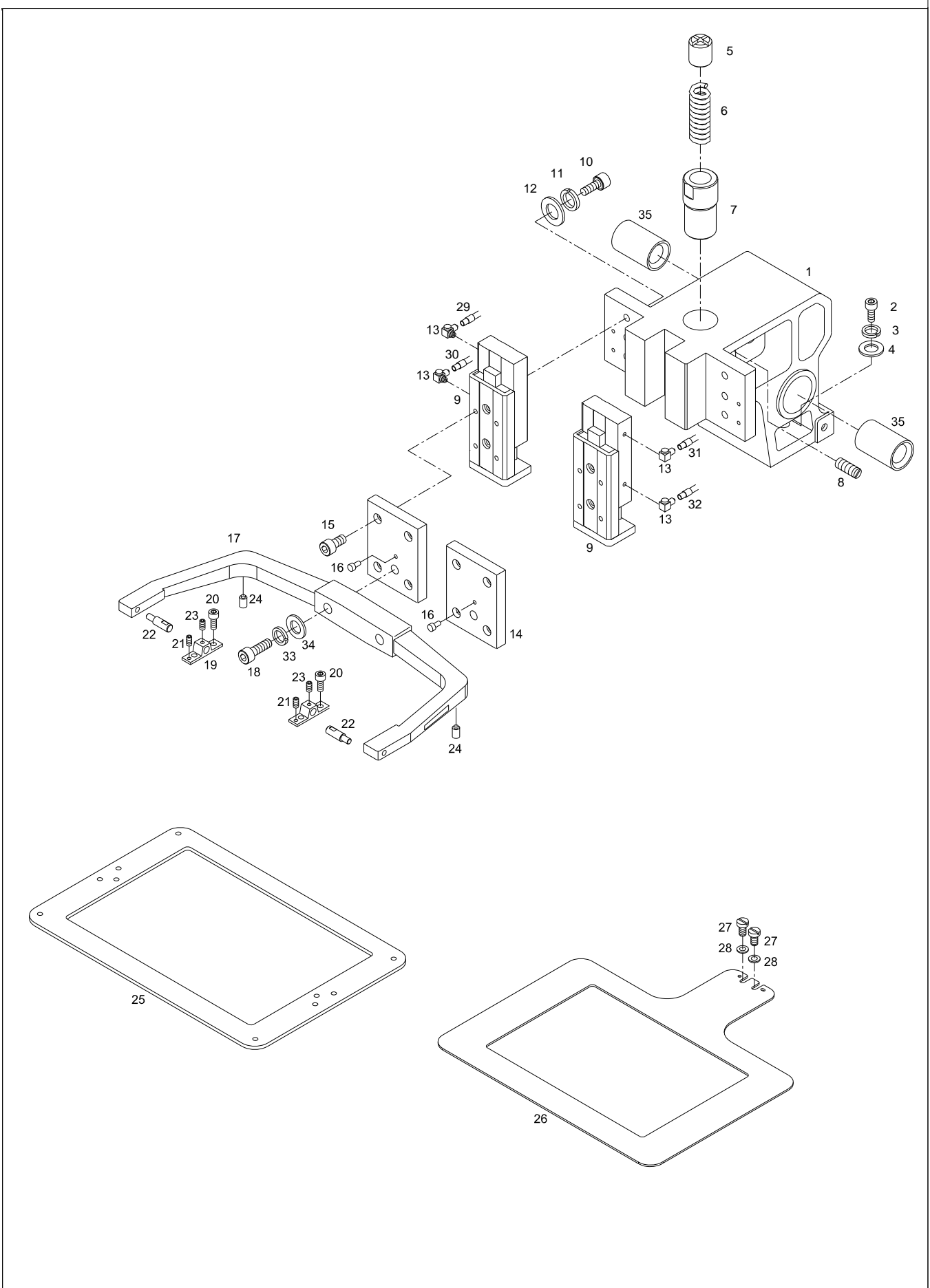


M

Sensor Mechanism

센서 관계

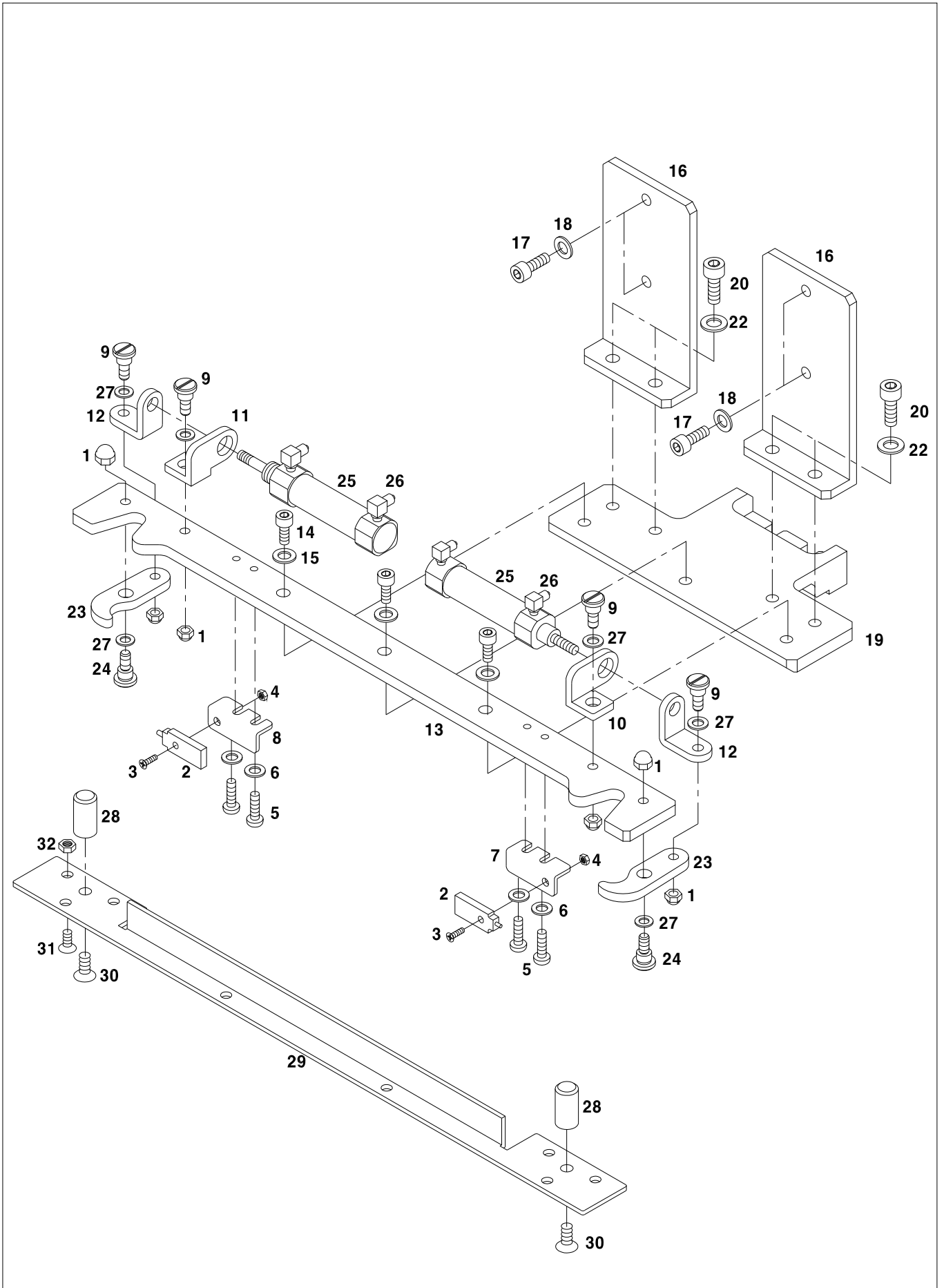


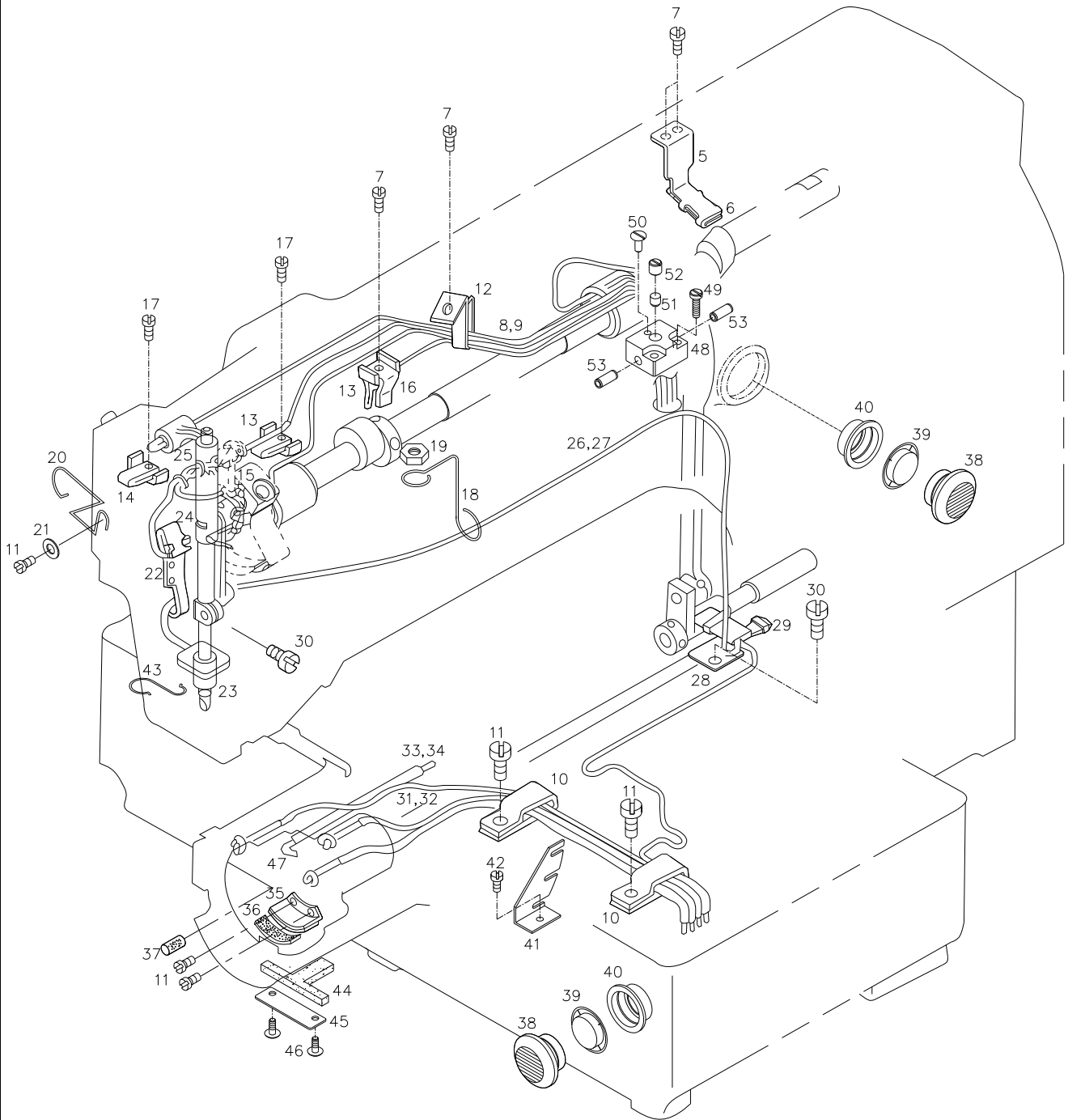


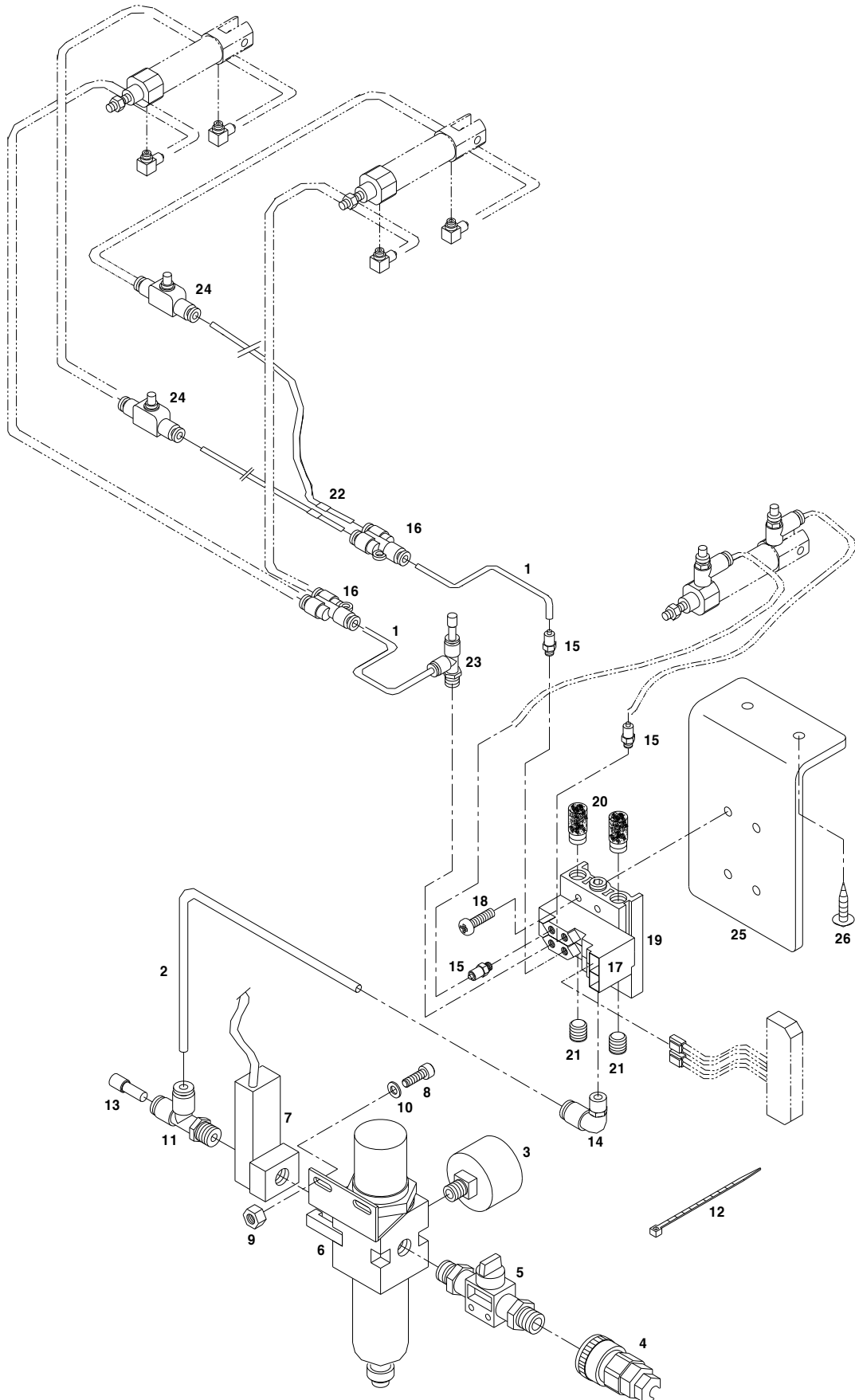
O

Pneumatic Hook Cloth Feed Mechanism

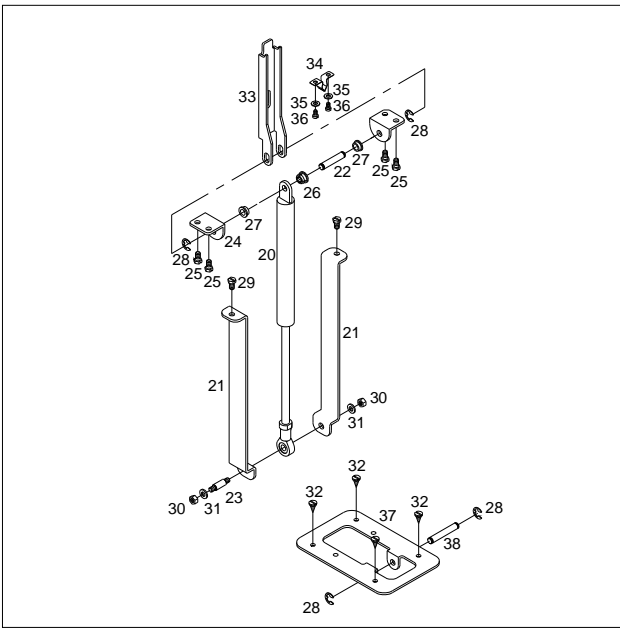
공압식 훅크형 Cloth 피이드 관계



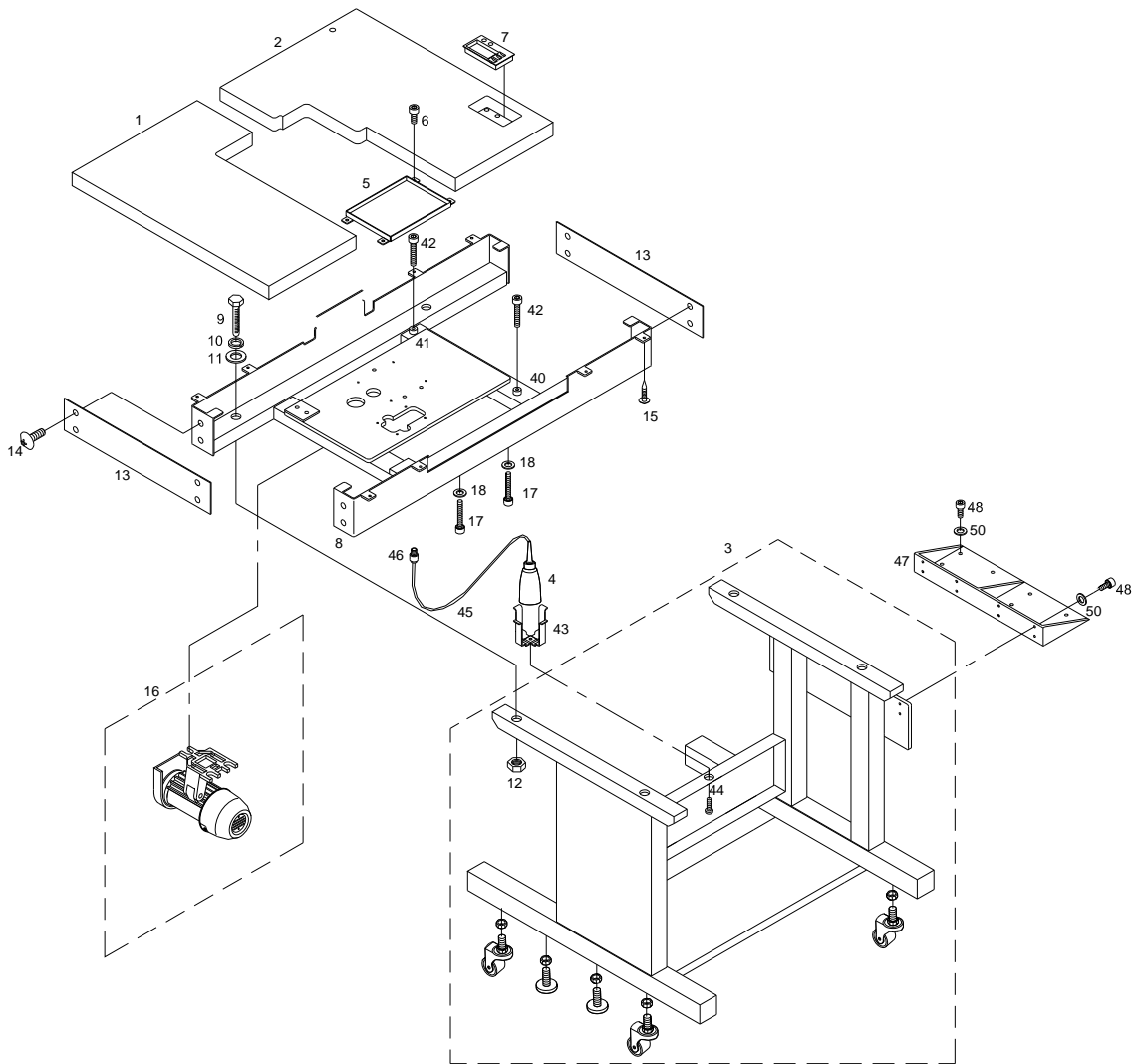
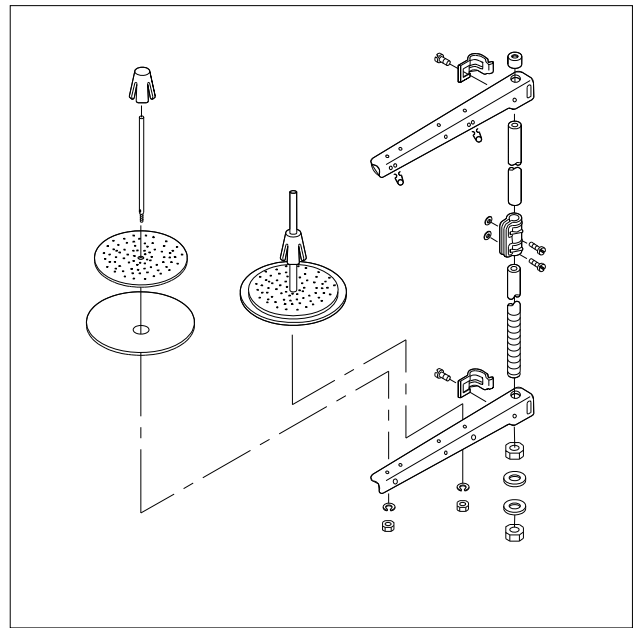


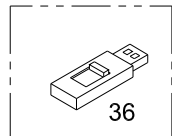
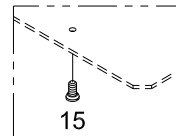
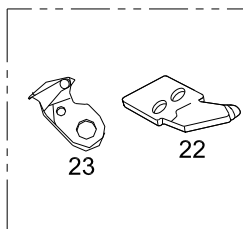
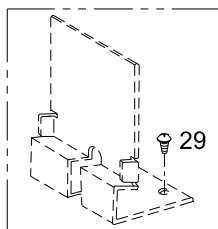
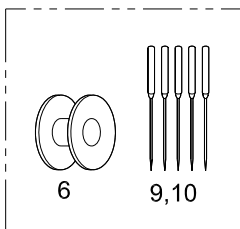
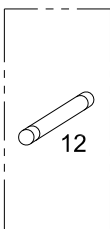
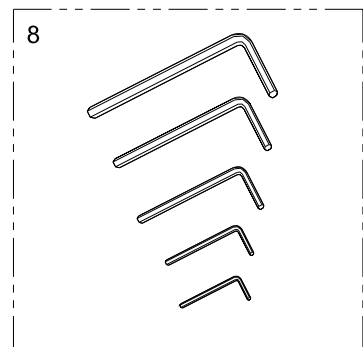
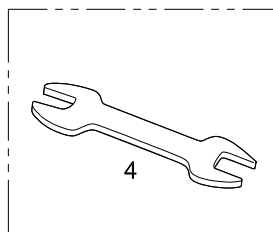
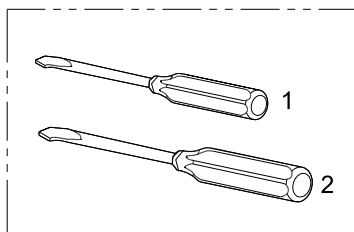

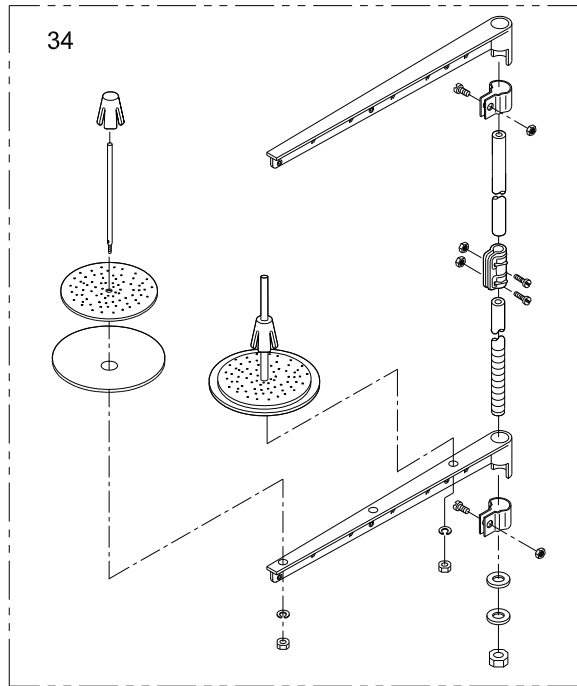
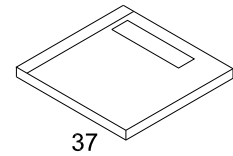
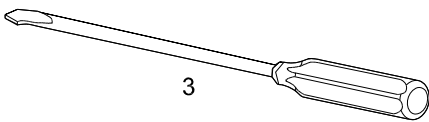
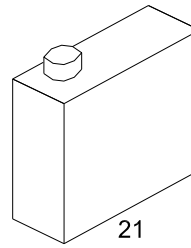
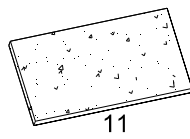
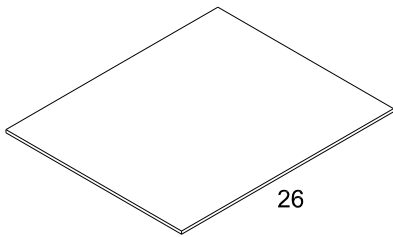
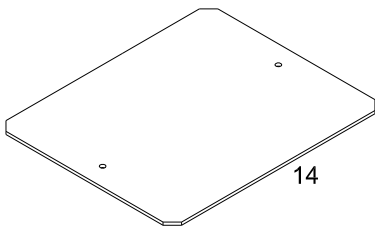
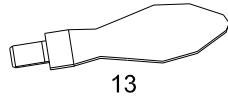
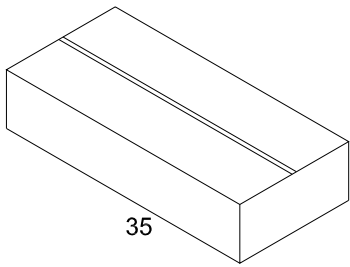


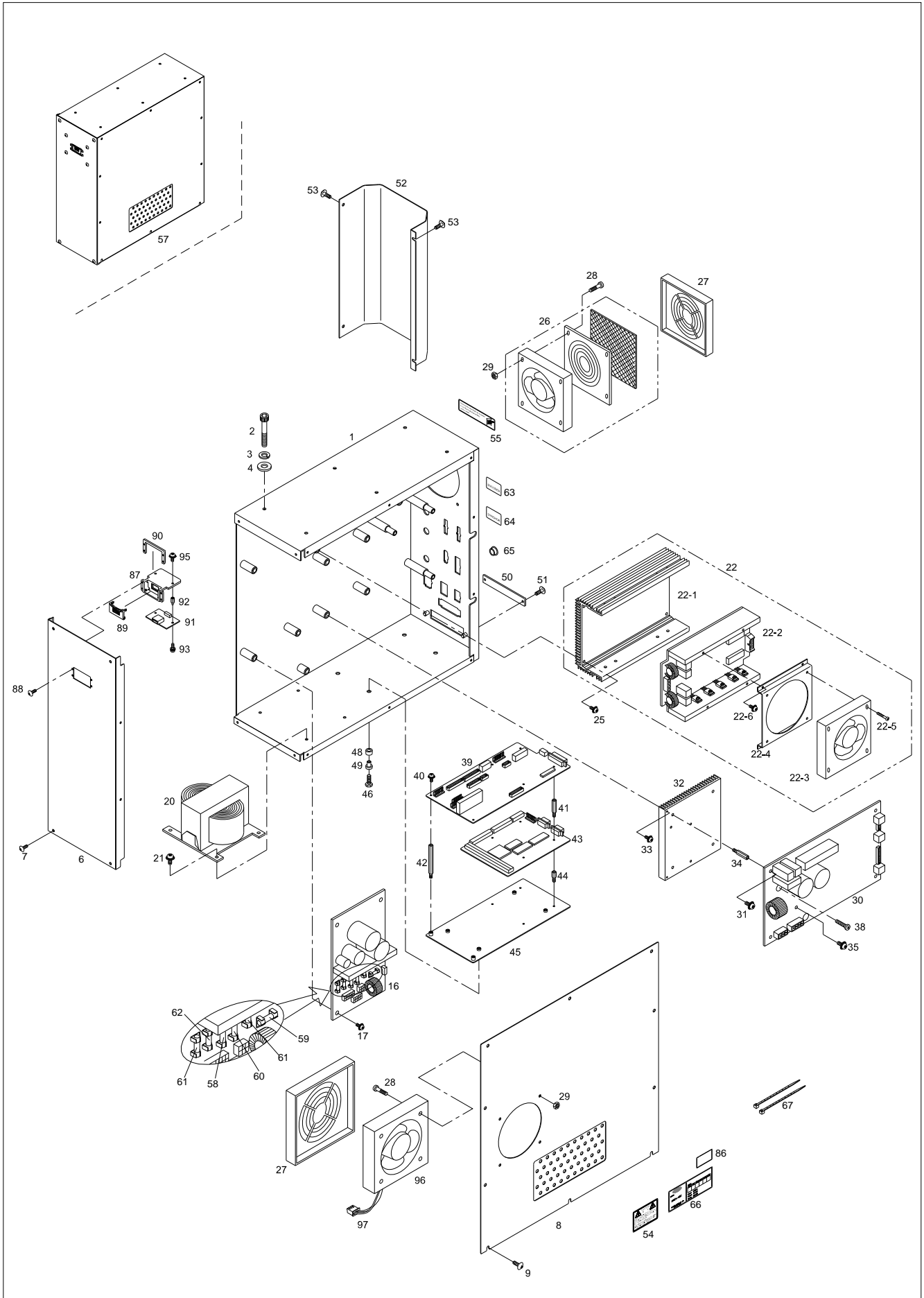
19



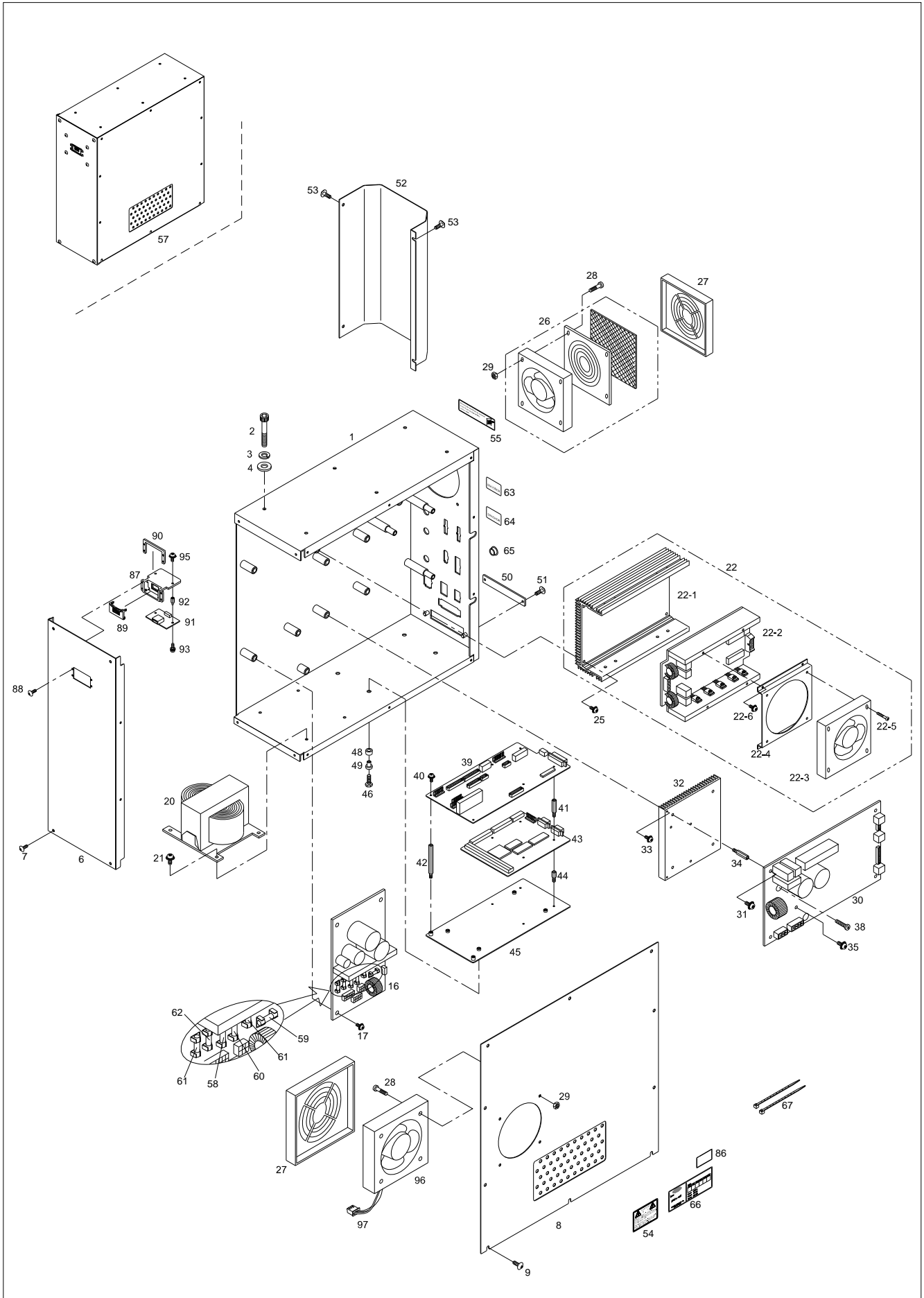
39

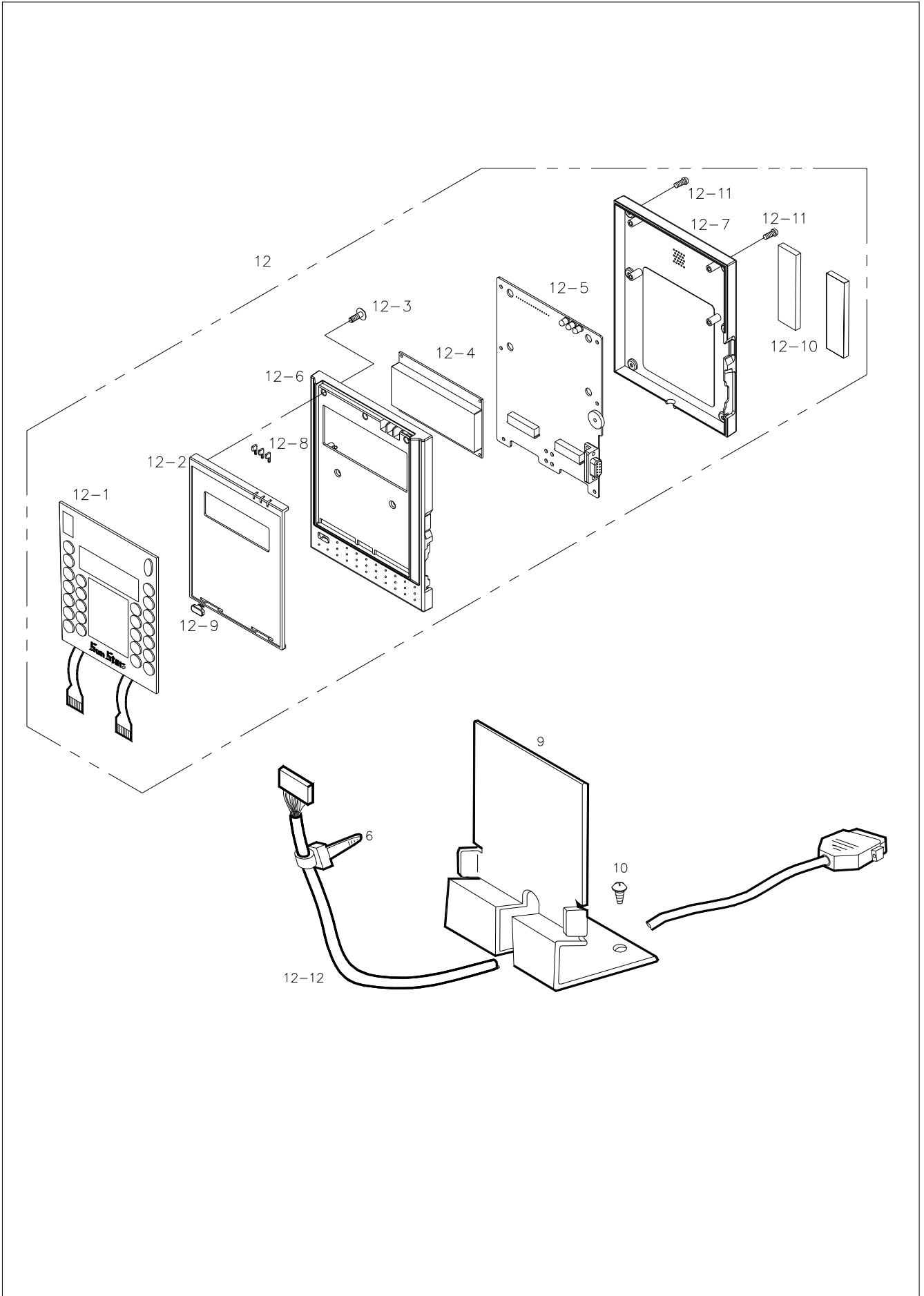


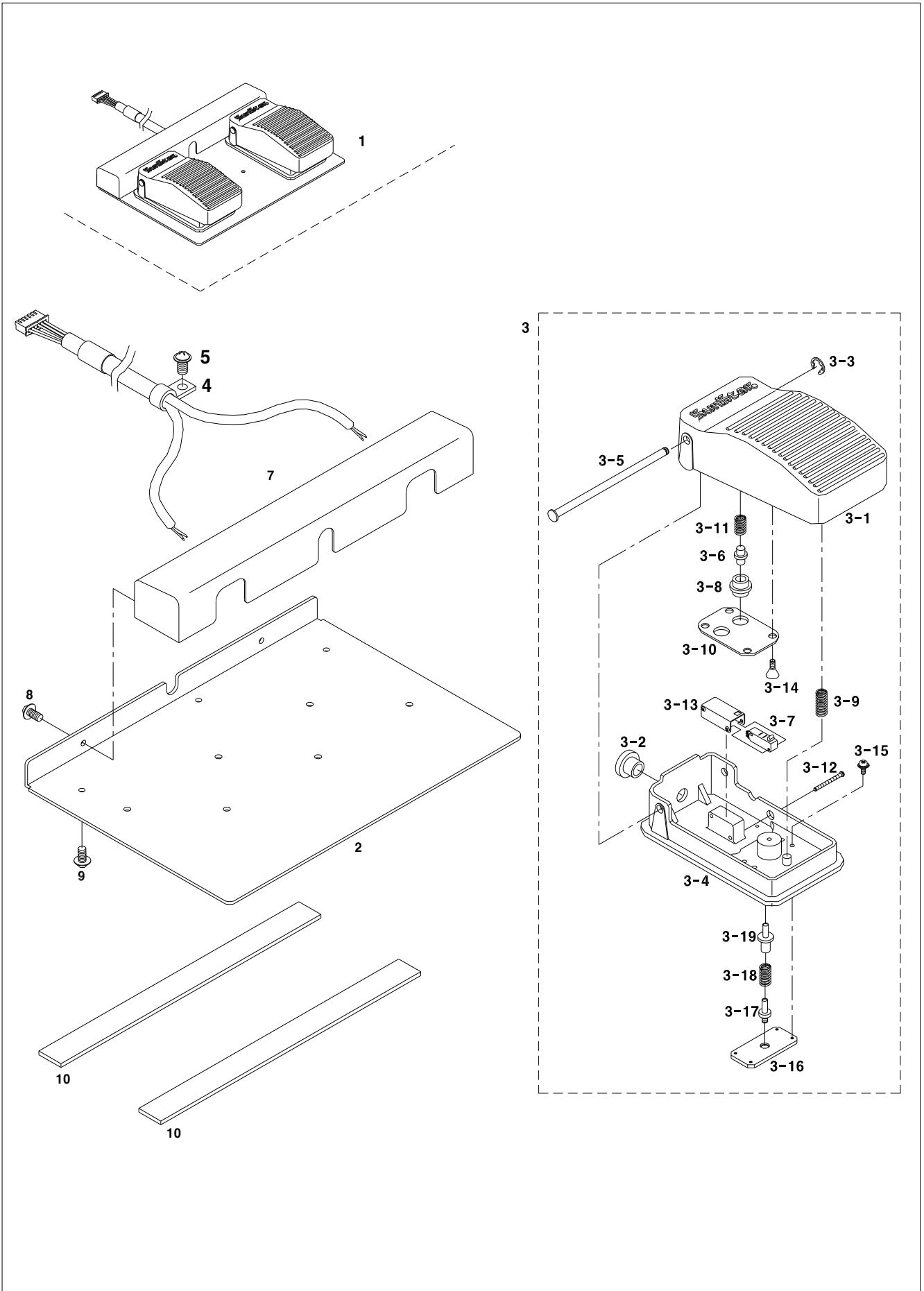




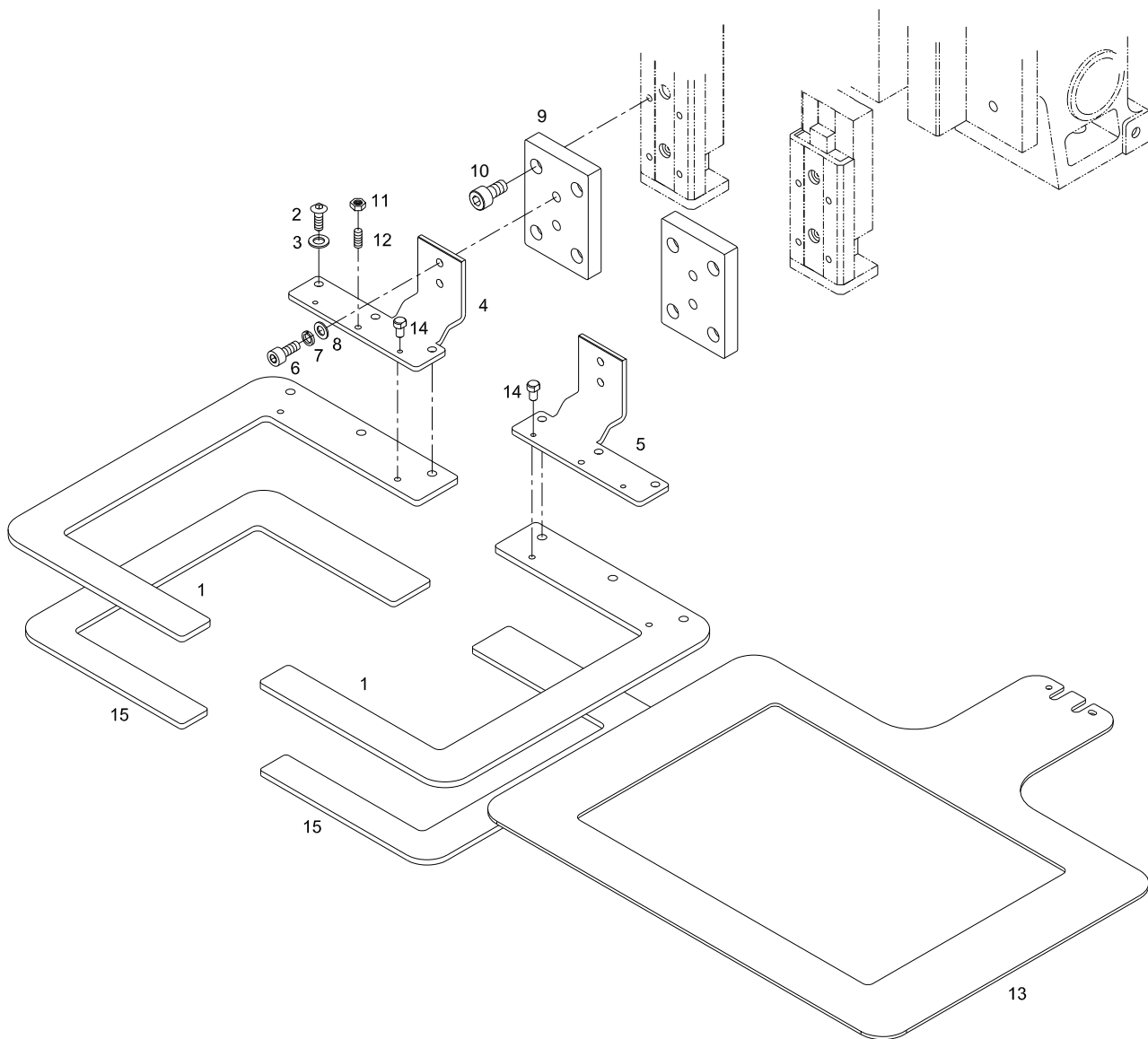
Ref. No.	Parts No.	Note	Name of Parts	품 명	Q'ty	Applied Period
T-1	10-001A-PT01		Control Box	컨트롤 박스	1	
T-2	10-001M-PT02		Bolt Control Box(M6×L45)	컨트롤 박스 조임 볼트(M6×L45)	6	
T-3	10-003S-SW66		Spring Washer Control Box	컨트롤 박스 조임 스프링 와셔	6	
T-4	91-001C-PT10		Flat Washer Control Box	컨트롤 박스 조임 평 와셔	6	
T-6	GP-050297-00		Front Cover Control Box	컨트롤 박스 전면 커버	1	Oct.25.10
	10-002A-PT01		Front Cover Control Box	컨트롤 박스 전면 커버	1	
T-7	10-003M-PT01		Screw Control Box	전면 커버 조임 나사	4	
T-8	GP-057463-00		Cover Control Box	컨트롤 박스 커버	1	Jan.09.13
T-9	10-003M-PT01		Screw Cover	컨트롤 박스 커버 조임 나사	8	
T-16	BD-000961-00		Power Board Ass'y	파워보드(조)	1Set	Jan.06.11
	02-0000-PT18		Power Board Ass'y	파워보드(조)	1Set	
T-17	SC-000683-00		Screw Ass'y (M4×L10)	파워보드 조임 나사(조)(M4×L10)	4Set	
T-20	10-104A-PT18		Transformer	트랜스 포머	1	
T-21	07-025S-3701		Screw Ass'y	트랜스 포머 조임 나사(조)	4Set	
T-22	06-110A-PT06		X-Y Board Ass'y	X, Y 보드 (조)	1Set	
T-22-1	10-104A-PT10		X-Y Board Radiator	X-Y 보드 방열판	1	
T-22-2	BD-000425-12		Step Board	스텝보드	1	Nov.17.11
	BD-000425-10		Step Board	스텝보드	1	Nov.01.10
	BD-000425-09		Step Board	스텝보드	1	Sep.01.10
	BD-000425-08		Step Board	스텝보드	1	Apr.09.10
T-22-3	EA-000177-00		Fan	송풍기	1	
T-22-4	GP-017387-00		Fan Bracket	송풍기 브라켓	1	
T-22-5	SC-000392-00		Screw(M4×L30)	송풍기 첩나사	4	
T-22-6	SC-000684-00		Screw(M3×L10)	송풍기 브라켓 첩나사	4	
T-25	SC-000683-00		Screw(M4×L10)	방열판 첩나사	4	
T-26	EP-000291-00		Fan Ass'y	송풍기(조)	1Set	
T-27	01-001B-CPT2		Fan Cover	송풍기 커버	2	
T-28	01-002M-AU12		Bolt Fan (M4×0.7 L=35)	송풍기 조임 볼트	8	
T-29	09-041S-3701		Nut Fan(M4)	송풍기 조임 너트	8	
T-30	BD-000296-14		Main Driving Board Ass'y	주축 보드(조)	1Set	Aug.04.11
	BD-000296-12		Main Driving Board Ass'y	주축 보드(조)	1Set	Sep.18.10
T-31	10-002S-SW66		Screw Ass'y For Main Driving Board (M3×0.5 L=7)	주축 보드 조임 볼트(조)	5Set	
T-32	10-115A-PT10		Radiator Main	주축 방열판	1	
T-33	SC-000683-00		Screw Ass'y (M4×L10)	주축 방열판 조임 나사(조)	4Set	
T-34	10-012M-PT10		Stud Main Driving Board (3-5-15)	주축 보드 스테드(3-5-15)	2	
T-35	SC-000683-00		Screw IPM (M4×0.7 L=10)	IPM 조임 나사(조)	2Set	
T-38	10-003M-PT10		Screw Bridge Diode(M4×L16)	브릿지 다이오드 조임 나사	1	
T-39	BD-000239-04		I/O Board Ass'y	I/O 보드(조)	1Set	Mar.28.12
	BD-000239-02		I/O Board Ass'y	I/O 보드(조)	1Set	Nov.04.11
	BD-001523-03	Option	I/O Board Ass'y - Barcode Reader	I/O 보드(조) - 바코드 리더기	1Set	Jan.09.13
T-40	SC-001099-00		Screw Ass'y I/O Board(M3×L7)	I/O 보드 조임 나사(조)	5Set	
T-41	03-010A-PT10		Stud (3-5-37)	I/O 보드 스테드 (3-5-37)	4	
T-42	03-011A-PT10		Stud (3-5-42)	I/O 보드 스테드 (3-5-42)	2	
T-43	BD-000928-17		486 CPU Board Ass'y	486 CPU 보드(조)	1Set	Apr.21.14
	BD-000928-15		486 CPU Board Ass'y	486 CPU 보드(조)	1Set	Aug.21.13
	BD-000859-00		486 CPU Board Ass'y	486 CPU 보드(조)	1Set	Sep.15.09
	BD-000212-09		CPU Board Ass'y	CPU 보드(조)	1Set	Jun.02.09
	BD-000212-08		CPU Board Ass'y	CPU 보드(조)	1Set	Feb.11.09
T-44	08-002M-SW67		Stud CPU P.C.B (3-5-10)	CPU 보드 스테드(3-5-10)	4	
T-45	GP-050302-00		Connecting Plate I/O & CPU	I/O, CPU 연결판	1	Jan.13.11
	10-003B-PT10		Connecting Plate I/O & CPU	I/O, CPU 연결판	1	
T-46	15-022S-1000		Screw Connecting Plate	I/O, CPU 연결판 조임나사	4	
T-48	10-006M-PT10		Isolation Bushing "B"	절연부싱"B"	4	
T-49	10-005M-PT10		Isolation Bushing "A"	절연부싱"A"	4	
T-50	GP-038187-01		Cover CPU P.C.B	CPU, P.C.B 커버	1	Feb.24.11
T-51	10-003M-PT01		Screw Ass'y For CPU P.C.B Cover	CPU, P.C.B 커버 조임 나사(조)	2Set	
T-52	10-008A-PT10		Cover Connectors	컨넥터 커버	1	







Cloth Feed Mechanism / 피이드 판 관계

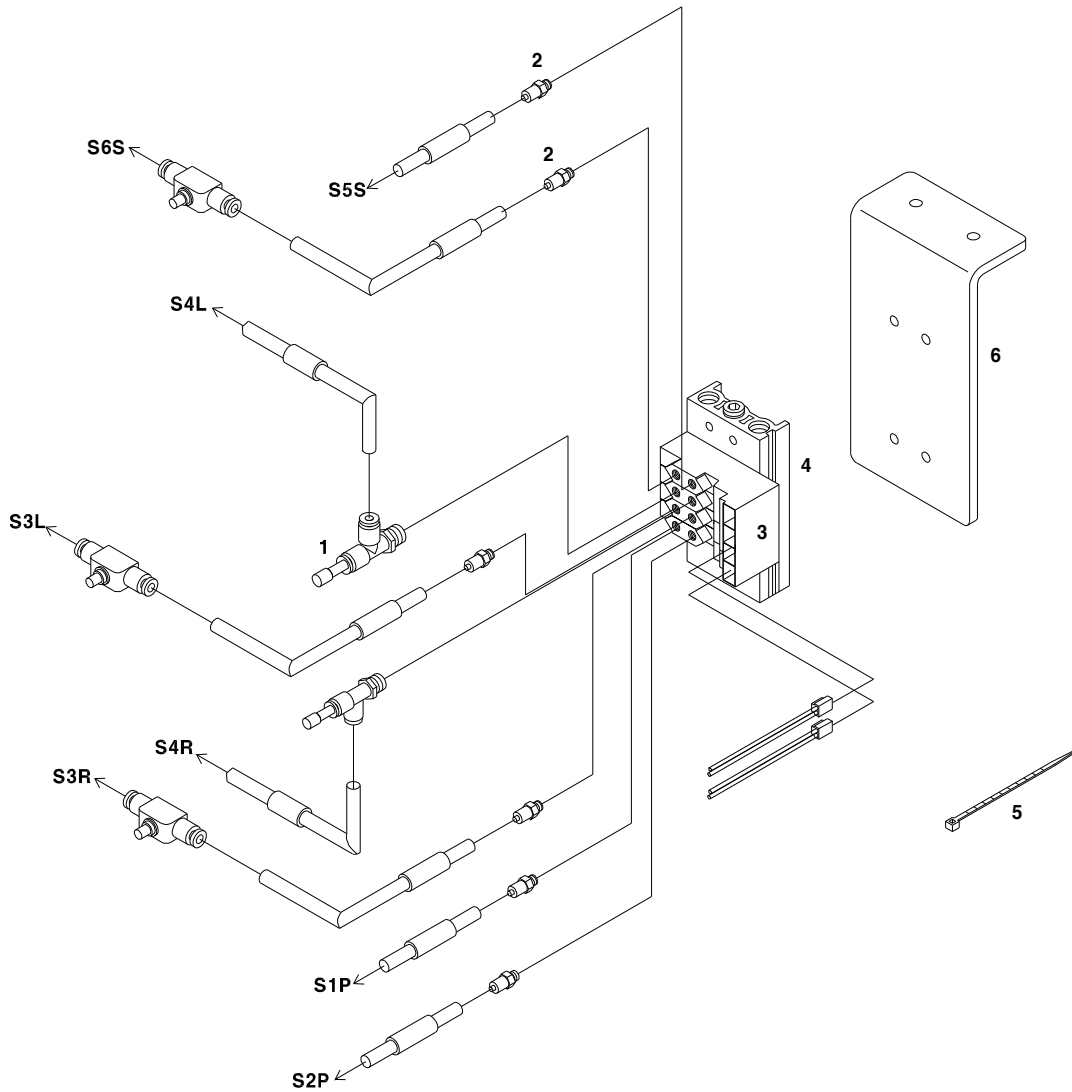




Pneumatic Separately-Driven Feeding Frame Mechanism

공압식 분리형 피이드 판 관계

Pneumatic Mechanism / 공압 관계

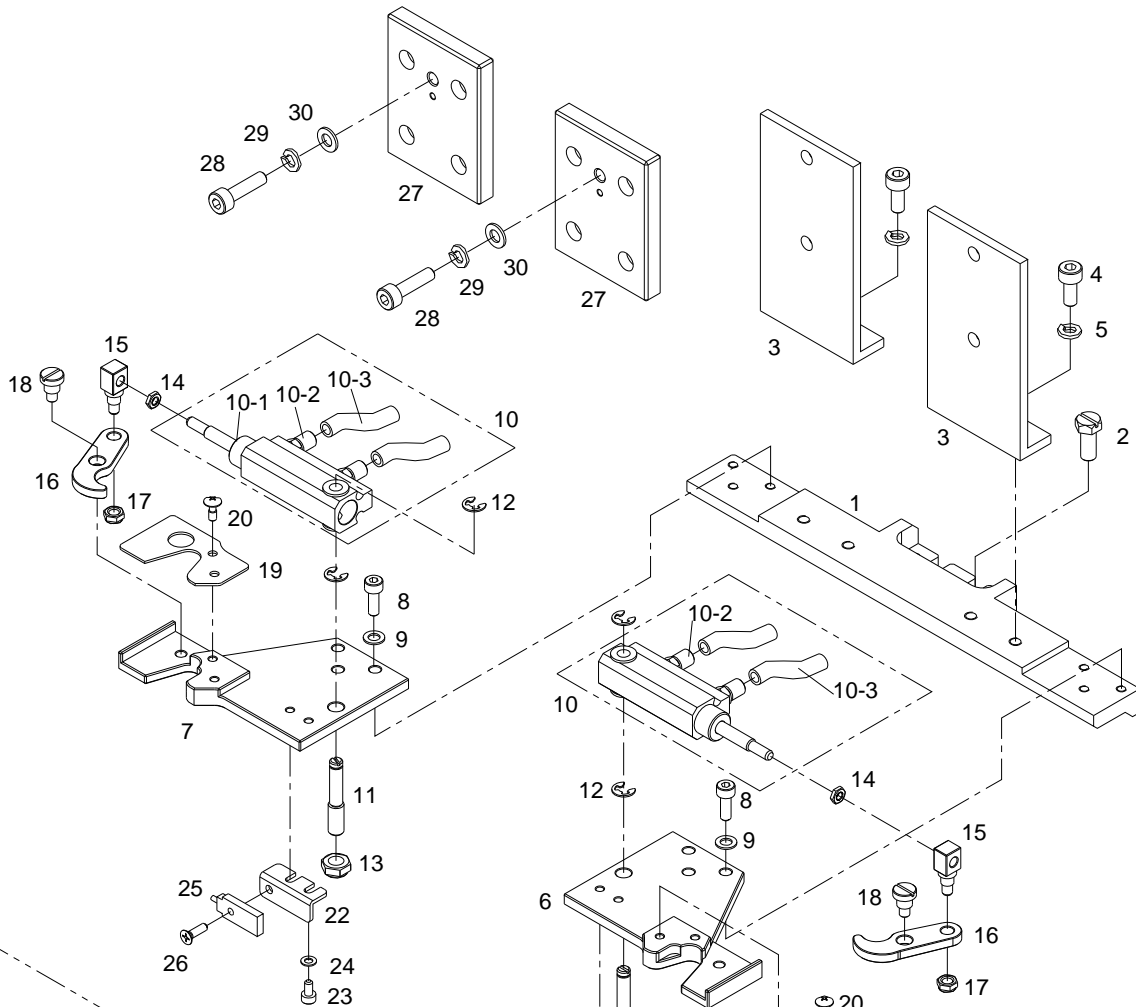


X

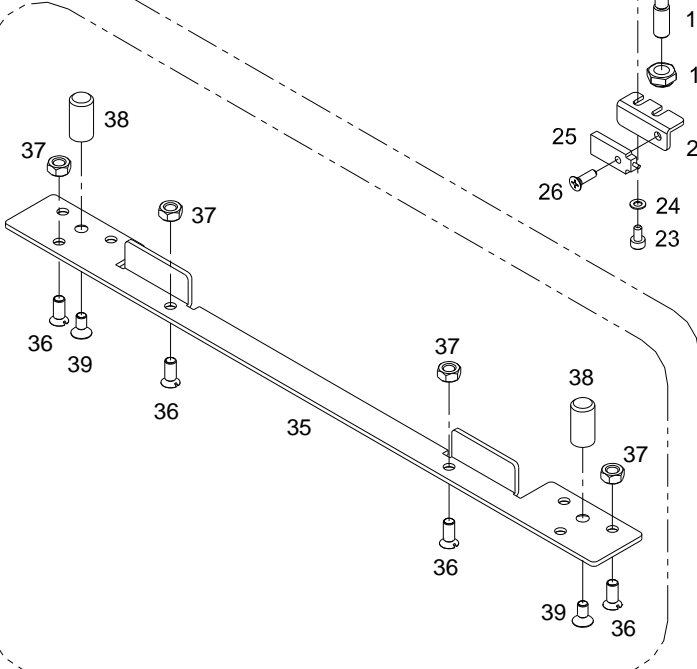
2 Step Palette Feed Mechanism (Option)

2단 팔레트 피이드 관계 (선택사양)

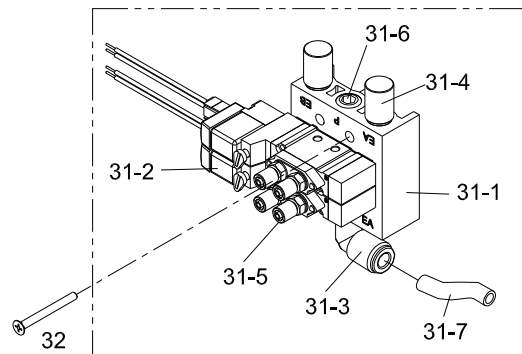
33



34

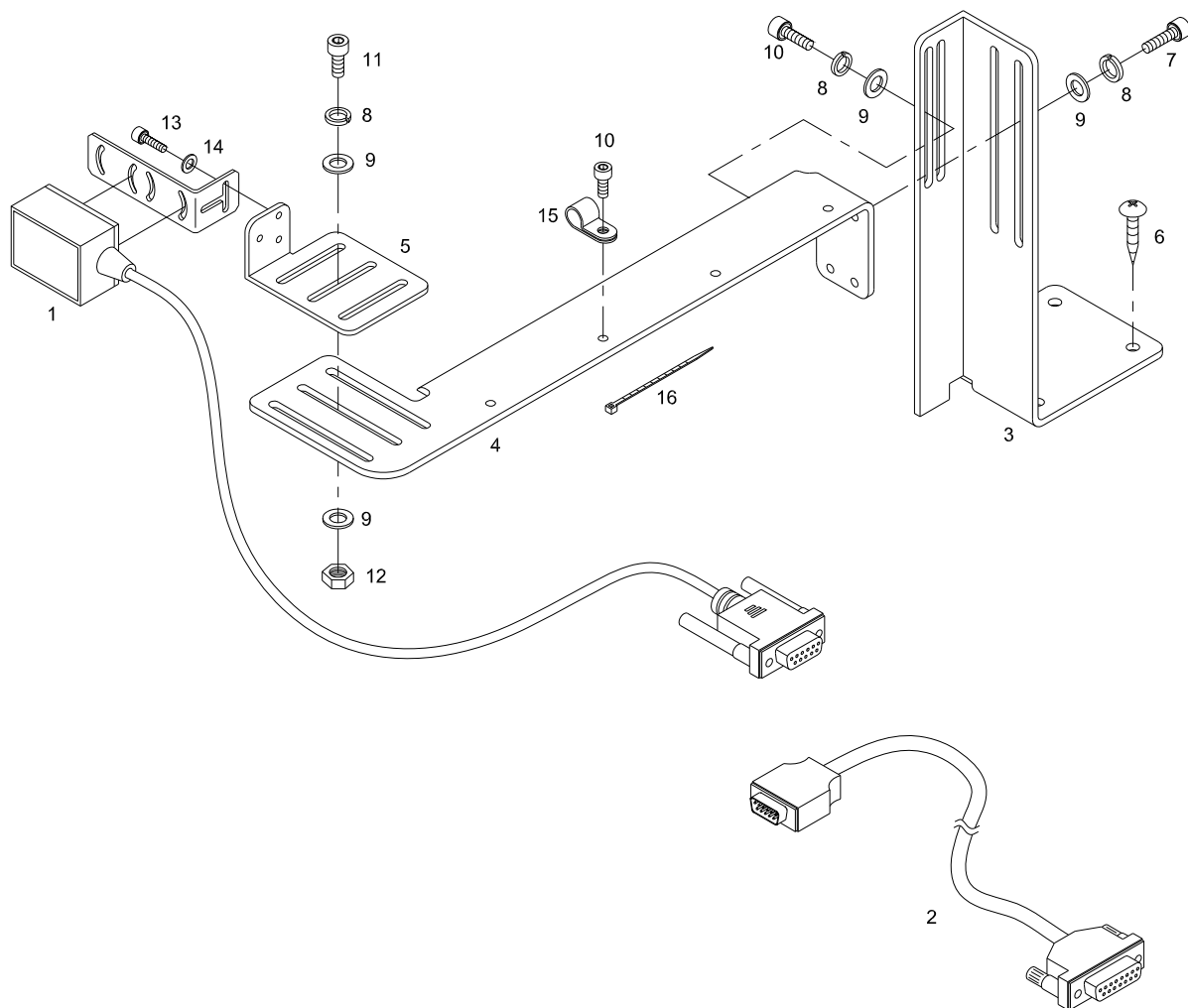


31

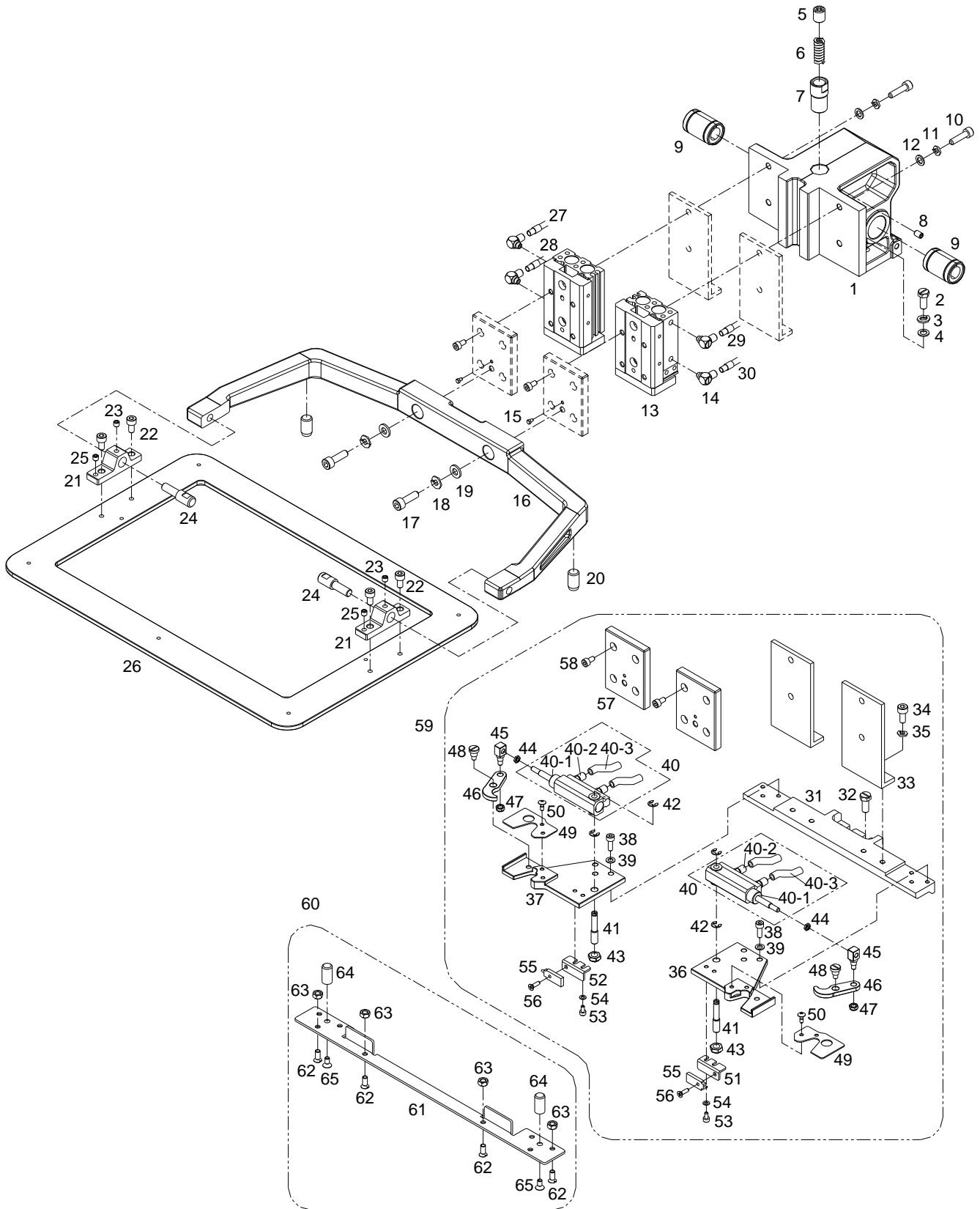


Barcode Reader Mechanism (Option)

바코드 리더기 관계 (선택사양)

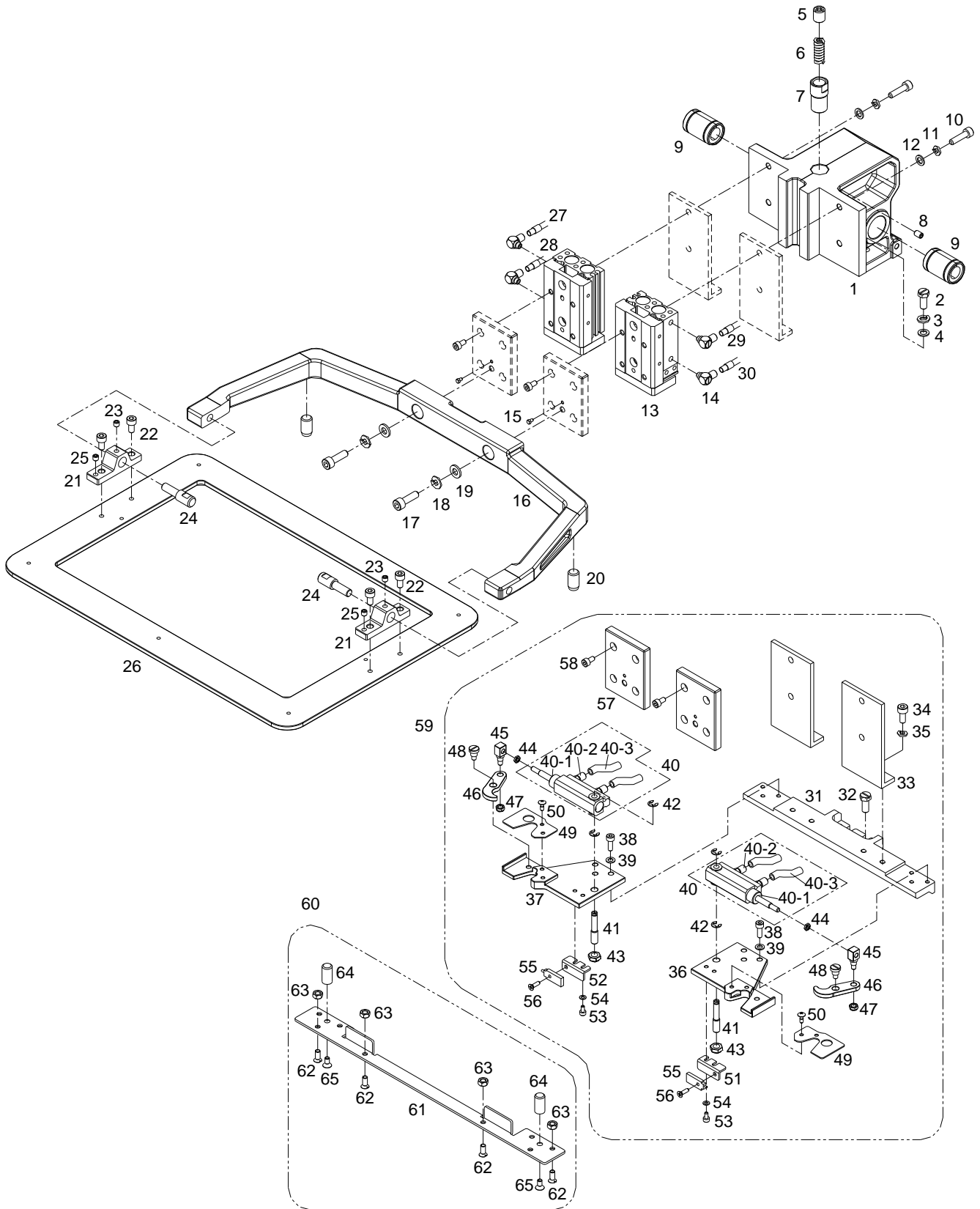


① Cloth Feed Mechanism / 피이드 관계

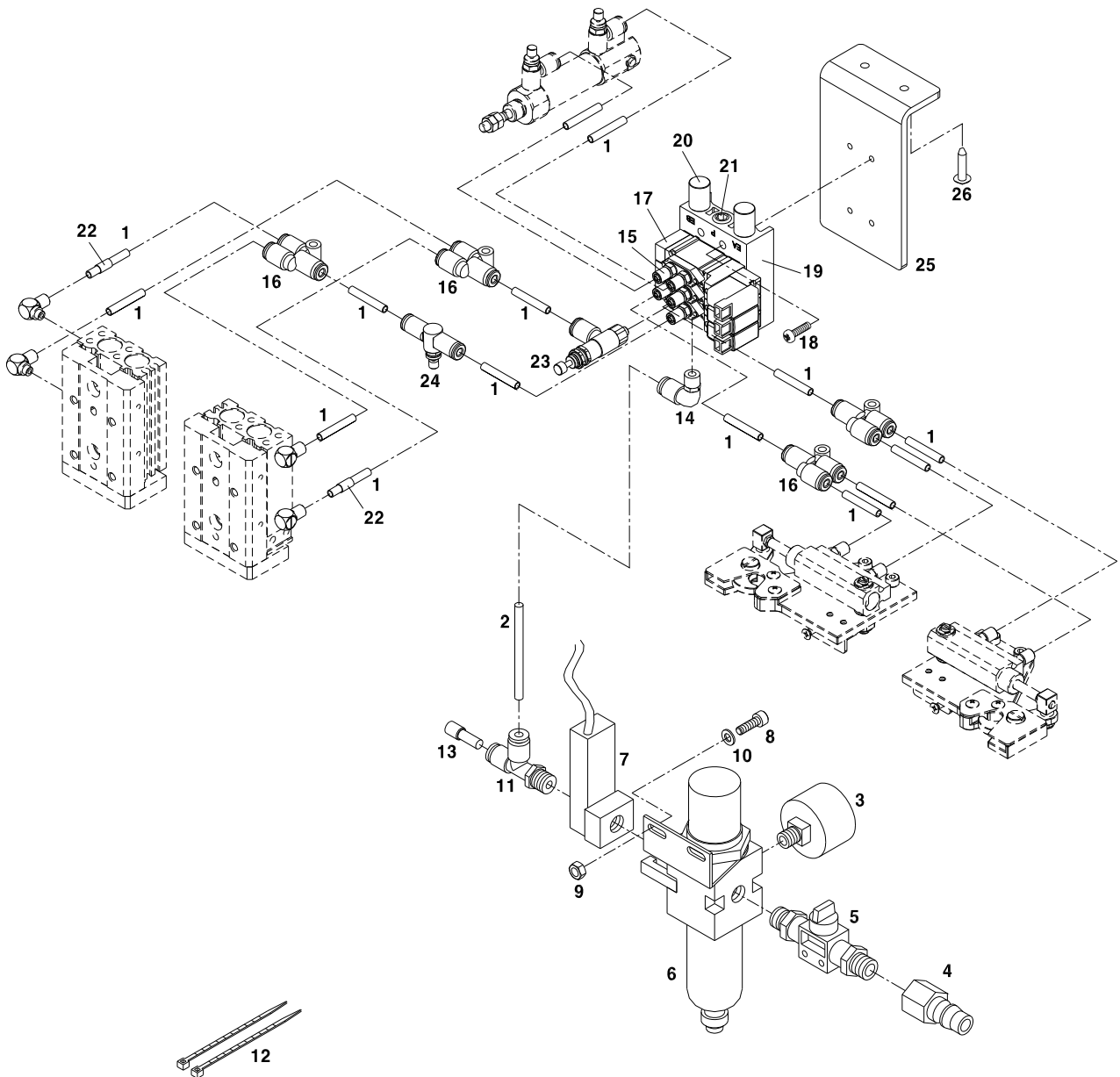


Ref. No.	Parts No.	Note	Name of Parts	품 명	Q'ty	Applied
Z-1	CCP-BB000501		Feed Bracket	피이드 브라켓	1	
Z-2	DSC-AA000300		Screw (15/64"n=28)	고정나사	2	
Z-3	PWS-CA000500		Spring Washer	스프링 와셔	2	
Z-4	DWS-AA001500		Washer	와셔	2	
Z-5	CCP-CD000200		Slider	슬라이더	1	
Z-6	DSP-AA000900		Slider Spring	슬라이더 스프링	1	
Z-7	CCP-BD000100		Slider Bracket	슬라이더 받침	1	
Z-8	SC-0164-2700		Screw (11/64"n=40)	고정나사	1	
Z-9	PBR-FA000200		Ball Bearing	볼베어링(LME 12UU)	2	
Z-10	PSC-AC001300		Screw	고정나사	4	
Z-11	DWS-CA000100		Spring Washer	스프링와셔	4	
Z-12	DSC-AA000200		Washer	평와셔	4	
Z-13	PPP-CC000100		Air Slide Table(L)	에어 슬라이드 테이블	2	
Z-14	PPP-AA000100		Hose Union	호스 유니온	4	
Z-15	DPN-BB000500		Setting Pin	셋팅핀	2	
Z-16	CCP-BB000600		Upper Feed Plate Bracket	상피드판 브라켓	1	
Z-17	PSC-AC002000		Screw (M6xL20)	고정나사	2	
Z-18	PWS-CA000600		Spring Washer	스프링 와셔	2	
Z-19	PWS-AA000600		Washer	와셔	2	
Z-20	CCP-FD000100		Stopper Rubber for Upper Feed Plate	상피드판 스톱퍼 고무	2	
Z-21	CCP-BB000700		Hinge for Upper Feed Plate	상피드판 힌지 몸체	2	
Z-22	PSC-AC001700		Screw	고정나사	4	
Z-23	DSC-CB000700		Screw	상피드판 수평 조정나사	2	
Z-24	DPN-BC000200		Hinge Shaft for Upper Feed Plate	상피드판 힌지축	2	
Z-25	DSC-CB000700		Screw	고정나사	2	
Z-26	CGA-GK000200		Upper Feed Plate	상피드판	1	
Z-27	22A012S-811H		Air Tube Label(S3L)	에어 튜브 라벨(S3L)	1	
Z-28	22A048S-811H		Air Tube Label(S4L)	에어 튜브 라벨(S4L)	1	
Z-29	22A049S-811H		Air Tube Label(S3R)	에어 튜브 라벨(S3R)	1	
Z-30	22A050S-811H		Air Tube Label(S4R)	에어 튜브 라벨(S4R)	1	
Z-31	CCP-BA002000		Base Bracket	베이스브라켓	1	
Z-32	DSC-AA000300		Screw	육각 볼트(15/64" n=28, L=14)	2	
Z-33	CCP-BB011400		Support Bracket	지지 브라켓	2	
Z-34	PSC-AC004000		Screw	육각구멍볼이 볼트(M5xP0.8, L=12)	4	
Z-35	PWS-CA000800		Spring Washer	스프링 와셔	4	
Z-36	CCP-BB011201		Cylinder Bracket-R	실린더 브라켓-R	1	
Z-37	CCP-BB011301		Cylinder Bracket-L	실린더 브라켓-L	1	
Z-38	PSC-AC004900		Screw	육각구멍볼이 볼트(M4xP0.7, L=12)	6	
Z-39	PWS-CA000900		Spring Washer	스프링 와셔	6	
Z-40	AAR-PS007500		Air Cylinder Ass'y	에어 실린더(조)	2Set	
Z-40-1	PPP-CA006200		Cylinder	에어 실린더(SMC-CJPD10-15D)	1	
Z-40-2	PPP-AA000200		Fitting	피팅(M-5H-4)	2	
Z-40-3	PPP-AD000100		Air Hose	에어 호스(TU-0425)	2	
Z-41	CCP-BF000801		Cylinder Shaft	실린더고정축	2	
Z-42	PSR-AC000300		E-Ring	E형 멈춤링	4	
Z-43	PSN-DA000200		Nut	나일론 너트(M6)	2	
Z-44	PSN-AA001900		Nut	센서고정육각너트(M3xP0.5)	2	
Z-45	CCP-CJ000100		Hook Moving Shaft	후크이송축	2	
Z-46	CCP-CS000100		Hook	후크	2	
Z-47	PSN-DA000100		Nut	나일론 너트(M4)	2	
Z-48	DSC-FA009400		Stud Screw	납작 단나사(M4xP0.7, D6 x H4.6)	2	
Z-49	CCP-LA000800		Hook Cover	후크커버	2	
Z-50	PSC-BH000900		Screw	트러스 작은나사(M3xP0.5 L=8)	4	
Z-51	CCP-BF001000		Sensor Bracket R	센서 브래킷(우)	1	
Z-52	CCP-BF001100		Sensor Bracket L	센서 브래킷(좌)	1	
Z-53	PSC-AC011500		Screw	육각구멍볼이 볼트(M3xP0.5, L=6)	4	
Z-54	DWS-AA008500		Washer	원형 평와셔	4	

① Cloth Feed Mechanism / 피이드 관계



② Pneumatic Mechanism / 공압 관계



Index

Parts No.	Name of Parts	Page	Ref.No.	Parts No.	Name of Parts	Page	Ref.No.	Parts No.	Name of Parts	Page	Ref.No.
006-00T-0011	Needle (DP×17 #18)	17	D-27	10-003M-PT01	Screw Control Box	53	T-7	20A014S-811H	Y-Tension Adjusting Bolt	35	K-14
006-00T-0011	Needle (DP×17 #18)	51	S-9	10-003M-PT01	Screw Cover	53	T-9	20A019S-811H	Screw	35	K-19
006-00T-0013	Needle (DP×5 #14)	51	S-10	10-003M-PT10	Screw Bridge Diode(M4XL16)	53	T-38	20A021S-811H	Hinge Stud for Y-Moving Race	35	K-21
006-00T-0013	Needle (DP×5 #14)	17	D-27	10-003S-SW66	Spring Washer Control Box	53	T-3	20A022S-811H	Y-Retainer	35	K-22
01-001B-CPT2	Fan Cover	53	T-27	10-004A-PT11	MICRO SWITCH	59	V-3-7	20A023S-811H	Y-Stopper	35	K-23
01-001C-ZIZA	Fuse 7A 250V	55	T-58	10-005A-CPT1	LCD	57	U-12-4	20A024S-811H	Screw(11/64"n=40)	35	K-24
01-001C-ZIZA	Fuse(7A) 250V	51	S-12	10-005B-PT11	Guide A	59	V-3-17	22-019A-2516	Tapping Screw	49	R-32
01-002C-ZIZA	Fuse 5A 250V	55	T-59	10-005B-PT11	Stopper B	59	V-3-8	22-1811-PT01	Control Box Ass'y	55	T-57
01-002C-ZIZA	Fuse(5A(T5L)) 250V	51	S-12	10-005M-PT10	Isolation Bushing "A"	53	T-49	22A012S-811H	Air Tube Label(S3L)	41	N-29
01-002M-AU12	Bolt Fan (M4×0.7 L=35)	53	T-28	10-006B-PT11	Guide Base	59	V-3-16	22A012S-811H	Air Tube Label(S3L)	69	Z-27
01-004S-BT01	Sticker Replacing Filter	55	T-55	10-006M-PT10	Isolation Bushing "B"	53	T-48	22A048S-811H	Air Tube Label(S4L)	41	N-30
01-007B-CPT1	Fuse(6.3A) 250V	51	S-12	10-006S-PT11	Spring A	59	V-3-9	22A048S-811H	Air Tube Label(S4L)	69	Z-28
01-011C-WE10	USB Board Stud	55	T-92	10-006S-PT11	Stopper A	59	V-3-19	22A049S-811H	Air Tube Label(S3R)	41	N-31
01-102A-PT10	Step Motor Output Cable	55	T-70	10-007B-PT11	Guide Cover	59	V-3-10	22A049S-811H	Air Tube Label(S3R)	69	Z-29
02-0000-PT18	Power Board Ass'y	53	T-16	10-007S-PT11	Spring B	59	V-3-11	22A050S-811H	Air Tube Label(S4R)	41	N-32
02014SC-4113	Screw (M4×0.7)	35	K-16	10-007S-PT11	Spring C	59	V-3-18	22A050S-811H	Air Tube Label(S4R)	69	Z-30
02-101A-PT10	Power Input	55	T-71	10-008A-PT10	Cover Connectors	53	T-52	22S014H-306H	Setting Pin	41	N-16
02-102A-PS10	Synchro Connect Cable	55	T-72	10-009M-PT11	Screw	59	V-3-12	22S014S-306H	Feed Plate Satting Pin	61	W-14
02-103A-PT10	Solenoid Power Cable	55	T-73	10-012M-PT10	Stud Main Driving Board (3-5-15)	53	T-34	49A008S-811H	Screw for Palette Base	43	O-14
02-105A-PT10	Step Motor Power Cable	55	T-75	10-018B-PT11	Switch Cover (S)	59	V-3-13	49A008S-811H	Screw for Palette Base Bracket A	43	O-17
03-0000-5050	O/P Board	57	U-12-5	10-021M-SW66	Screw Guide Cover(M3×L6)	59	V-3-14	49A008S-811H	Screw for Palette Base Bracket B	43	O-20
03-010A-PT10	Stud (3-5-37)	53	T-41	10-104A-PT10	X-Y Board Radiator	53	T-22-1	49A012S-811H	Cable Tie	63	W-5
03-011A-PT10	Stud (3-5-42)	53	T-42	10-104A-PT18	Transformer	53	T-20	49A022S-811H	Air Tube Label	47	Q-22
03-101A-PT10	Key Input Cable	55	T-76	10-115A-PT10	Radiator Main	53	T-32	49A022S-811H	Air Tube Label	73	Z-22
03-103A-PT10	Digital Speed Cable	55	T-77	11-0000-5050	Operation Box Ass'y	57	U-12	50-006A-2516	Air Slide Table Holder	61	W-9
03-104A-PT10	Motor Control Cable	55	T-78	11-0000-PS10	Synchronizer Ass'y	17	D-56	50-008A-2516	Upper Feed Plate Clamp(L)	61	W-4
03-106A-PT10	Switch Input Cable	55	T-79	11-001A-5050	Membrane Switch	57	U-12-1	50-009A-2516	Upper Feed Plate Clamp(R)	61	W-5
03-108A-PT10	Air Solenoid Output Cable	55	T-80	11-001B-5050	Key Plate	57	U-12-2	50-015A-2516	Upper Feed Plate	61	W-1
03-207A-PT10	electrical Solenoid Output Cable	55	T-81	11-001S-5050	Screw for Key Plate (ST2.6×L4.5)	57	U-12-3	50A048S-811H	Manifold Block	63	W-4
04-001S-PT10	Encoder Sticker	55	T-63	11-002B-5050	LED Cover	57	U-12-8	90-011A-2516	Spring Washer	49	R-10
04-002S-PT10	Synchro Sticker	55	T-64	11-002M-PT10	Sponge	59	V-10	90-013A-2516	Nut	49	R-12
04-005C-ZIZA	Fuse 8A 250V	55	T-60	11-002S-5050	Screw for O/P Cover (ST2.9×L8)	57	U-12-11	90A008S-811H	Case for Custody	49	R-7
04-005C-ZIZA	Fuse(8A) 250V	51	S-12	11-003A-5050	OP Unit Cable	57	U-12-12	90A019S-811H	Gas Spring Ass'y	49	R-19
05-003B-AU10	Fuse 0.5A 250V	55	T-61	11-003B-5050	Sensor Cover	57	U-12-9	91-001C-PT10	Flat Washer Control Box	53	T-4
05-003B-AU10	Fuse(0.5A(T500L)) 250V	51	S-12	11-006A-PT11	Base Foot Switch	59	V-2	91-101A-SA53	Motor Pulley Cover Ass'y	49	R-16
05057SN-3211	Nut for Sensor	43	O-4	11-011A-PT11	Foot Switch Ass'y	59	V-1	AAR-PS0075	Air Cylinder Ass'y	65	X-10
06011SW-2111	Washer for Sensor Bracket	43	O-6	11-019M-2350	Solenoid Tube	29	I-32	AAR-PS0075	Air Cylinder Ass'y	69	Z-40
06-110A-PT06	X-Y Board Ass'y	53	T-22	11-020A-2500	Magnetic Holder	17	D-58	AAR-PS0076	Air Unit Ass'y	65	X-31
07018SC-8118	Screw(M3×L8)	55	T-88	11-021S-2500	Screw	17	D-60	ABW-PS0002	Bobbin Winder Base Ass'y	19	E-11
07-025S-3701	Screw Ass'y	53	T-21	11-021S-2500	Screw for L-44	17	D-57	ACP-PS0018	Pallet Ass'y	65	X-33
07035SC-7113	Screw for Sensor Bracket	43	O-5	11-022W-2500	Washer	17	D-59	AHK-PS0001	Inner Hook Presser Shaft Ass'y	21	F-41
08-002M-SW67	Stud CPU P.C.B (3-5-10)	53	T-44	11-1000-PT11	One Step Stroke Ass'y	59	V-3	ALS-PS0001	Lower Shaft Ass'y	21	F-1
08-015C-3701	Clip 4N	59	V-4	11S0365-306H	Wiper On/Off Switch	29	I-29	AMB-PS0001	Safety Plate Ass'y	9	A-28
09-025R-SC53	Rubber Cap	55	T-65	12-001M-PT10	Rubber Magnet for O/P	57	U-12-10	AMB-PS0000	Silicon Tank Ass'y	9	A-22
09-041S-3701	Nut Fan(M4)	53	T-29	12-002B-5050	Sensor/Switch Cable	55	T-83	AMB-PS0003	Thread Tension controler Ass'y	19	E-35
10-001A-PT01	Control Box	53	T-1	12-003M-PT10	Screw Operation Unit Stand	57	U-10	AMB-PS0006	Hook Cover Ass'y	21	F-46
10-001A-PT11	Cover	59	V-3-1	12-004A-PT10	Operation Unit Stand	57	U-9	APC-PS0062	Pallet Ass'y	71	Z-59
10-001C-PT01	Fuse 3.15A 250V	55	T-62	15-022S-1000	Screw Connecting Plate	53	T-46	APM-PS0002	Connecting Link for Presser Foot Cylinder	23	G-41
10-001C-PT01	Fuse(3.15A(T3.15)) 250V	51	S-12	15-026M-1000	Cable Tie	55	T-67	APT-PS0001	Seam Guide Ass'y	65	X-34
10-001C-PT11	Bushing	59	V-3-2	15-026M-1000	Cable Tie	57	U-6	APT-PS0001	Seam Guide Ass'y	71	Z-60
10-001M-PT02	Bolt Control Box(M6×L45)	53	T-2	15-027A-2070	Sensor	65	X-25	ASY-SM0004	X-Sensor Bracket	39	M-15
10-001S-SW68	E-Ring	59	V-3-3	15-027A-2070	Sensor	71	Z-55	ATA-PS0001	Thread Tension Adjusting Ass'y	27	H-1
10-002A-PT01	Front Cover Control Box	53	T-6	20-004A-2516	X-Moving Race	35	K-4	ATA-PS0002	Second Thread Tension Adjusting Ass'y	27	H-15
10-002A-PT11	Switch Base	59	V-3-4	20-005A-2516	X-Retainer	35	K-5	ATT-PS0004	Moving Mes	31	J-45
10-002S-SW66	Screw Ass'y (M3×L8)	59	V-3-15	20-017A-2516	Y-Fixed Race(L)	35	K-17	ATT-PS0004	Moving Mes	51	S-23
10-002S-SW66	Screw Ass'y For "B"Foot Switch Cover (M3×L8)	59	V-9	20-018A-2516	Y-Fixed Race(R)	35	K-18	ATT-PS0006	Thread Trimming Lever "A"	31	J-52
10-002S-SW66	Screw Ass'y For Main Driving Board (M3×0.5 L=7)	53	T-31	20A007S-811H	Screw (11/64"n=40)	35	K-7	ATT-PS0007	Thread Trimming Lever "B"(H)	31	J-49
10-003A-PT11	Switch Shaft	59	V-3-5	20A008S-811H	Ball	35	K-8	ATT-PS0008	Thread Trimming Lever "B"(G)	31	J-50
10-003B-PT10	Connecting Plate I/O & CPU	53	T-45	20A009S-811H	X-Tension Adjusting Nut	35	K-9	AWP-PS0001	Wiper Bracket Ass'y	29	I-1
10-003B-PT11	Stopper C	59	V-3-6	20A010S-811H	X-Tension Adjusting Bolt	35	K-10	AWP-PS0002	Wiper Crank Ass'y	29	I-9
10-003M-PT01	Screw Ass'y For Connectors Cover	55	T-53	20A012S-811H	Screw (11/64"n=40)	35	K-12	AWP-PS0003	Wiper Rock Link ass'y	29	I-13
10-003M-PT01	Screw Ass'y For CPU P.C.B Cover	53	T-51	20A013S-811H	Y-Tension Adjusting Nut	35	K-13	AXF-PS0002	X-Y Ball Guide Ass'y	35	K-1

Index

Parts No.	Name of Parts	Page	Ref.No.	Parts No.	Name of Parts	Page	Ref.No.	Parts No.	Name of Parts	Page	Ref.No.
AXY-SM0003	Y-Sensor Bracket	39	M-12	CCP-BF0009	Feed Plate Bracket Holder	65	X-27	CLB-JL0002	Balance Lubrication Felt(F)	45	P-14
BD-000212	CPU Board Ass'y	53	T-43	CCP-BF0009	Feed Plate Bracket Holder	71	Z-57	CLB-JL0003	Balance Lubrication Felt(M)	45	P-15
BD-000239	I/O Board Ass'y	53	T-39	CCP-BF0010	Sensor Bracket R	65	X-21	CLB-JL0004	Balance Lubrication Felt(R)	45	P-16
BD-000296	Main Driving Board Ass'y	53	T-30	CCP-BF0010	Sensor Bracket R	69	Z-51	CLB-JL0005	Felt	45	P-24
BD-000425	Step Board	53	T-22-2	CCP-BF0011	Sensor Bracket L	65	X-22	CLB-JL0006	Oscillator Shaft Gear Lubrication Felt	45	P-29
BD-000859	486 CPU Board Ass'y	53	T-43	CCP-BF0011	Sensor Bracket L	69	Z-52	CLB-JL0007	Shuttle Lubrication Felt(L)	45	P-36
BD-000921	O/P Board	57	U-12-5	CCP-BK0005	Upper Feed Plate Bracket Holder	41	N-14	CLB-JL0008	Shuttle Lubrication Felt(S)	45	P-37
BD-000927	USB Joint Board	55	T-91	CCP-CD0002	Slider	41	N-5	CLB-JL0009	Felt	45	P-44
BD-000928	486 CPU Board Ass'y	53	T-43	CCP-CD0002	Slider	69	Z-5	CLB-JL0010	Oil Return Felt(A)	45	P-23
BD-000961	Power Board Ass'y	53	T-16	CCP-CJ0001	Hook Moving Shaft	65	X-15	CLB-JL0011	Arm Oil Return Felt	45	P-26
BD-001523	I/O Board Ass'y - Barcode Reader	53	T-39	CCP-CJ0001	Hook Moving Shaft	69	Z-45	CLB-JL0012	Bed Oil Return Felt	45	P-33
CA-001704	Fan Cable	55	T-82	CCP-CS0001	Hook	65	X-16	CLB-JN0001	Oil Gauge	45	P-39
CA-001748	Sensor	43	O-2	CCP-CS0001	Hook	69	Z-46	CLB-JP0001	Nipple for Oil Supporter	49	R-46
CA-001780	Main Driving Motor Output Cable	55	T-84	CCP-FD0001	Stopper Rubber for Upper Feed Plate	41	N-24	CLS-CC0001	Crank Rod	21	F-10
CA-001916	CPU FDD Control Cable	55	T-85	CCP-FD0001	Stopper Rubber for Upper Feed Plate	69	Z-20	CLS-KC0001	Lower Shaft	21	F-2
CA-005277	USB Connector Cable	55	T-94	CCP-LA0008	Hook Cover	65	X-19	CLS-KH0001	Oscillator Shaft	21	F-14
CA-006365	Cable	67	Y-2	CCP-LA0008	Hook Cover	69	Z-49	CMB-BB0001	Safety Bracket	9	A-30
CA-006366	Main Driving Motor Power	55	T-74	CGA-GC0001	Presser Foot (Option)	23	G-33	CMB-BB0002	Emergency Switch Bracket	9	A-42
CA-006367	Fan Cable	55	T-97	CGA-GJ0002	Lower Feed Plate	41	N-26	CMB-BB0005	Support Cover Bracket "A"	13	B-13
CAB-AA0047	Arm	9	A-1	CGA-GK0002	Upper Feed Plate	41	N-25	CMB-BB0009	Hook Cover Hinge	21	F-47
CAB-AB0003	Bed	13	B-1	CGA-GK0002	Upper Feed Plate	69	Z-26	CMB-BB0010	Bellows Bracket	15	C-21
CAC-BJ0002	Plastic Blank	51	S-14	CHK-BD0001	Shuttle(L)	21	F-30	CMB-BB0011	Bellows Guide Plate	15	C-22
CAC-FD0002	Slider Stop Rubber plate for Upper Plate	51	S-26	CHK-BJ0001	Shuttle Upper Spring(H)	21	F-38	CMB-BB0012	Support Cover Bracket(L)	13	B-16
CAC-JB0001	Oiler	51	S-5	CHK-BJ0002	Inner Hook Presser Plate	21	F-42	CMB-BB0013	Support Cover Bracket (R)	13	B-18
CAC-JB0002	Bottle of Oil	51	S-21	CHK-BJ0003	Shuttle Upper Spring(G)	21	F-39	CMB-BG0001	Safety Plate Holder	9	A-31
CAC-MA0002	Head Cover	51	S-24	CHK-CH0001	Shuttle Race Adjusting Shaft	21	F-33	CMB-BH0001	Felt Holder for Silicon Oil Supply	9	A-26
CAC-MD0001	Box	51	S-35	CHK-CH0001	Shuttle(L) Adjusting Shaft	21	F-32	CMB-BJ0001	Safety Plate	9	A-29
CAC-MG0002	Sponge	51	S-11	CHK-HA0001	Shuttle(H)	21	F-26	CMB-BJ0003	Motor Cover Support Bracket	15	C-7
CAC-MH0001	Accessory Bag	51	S-27	CHK-HA0016	Shuttle(G)	21	F-27	CMB-BJ0004	Bellows Fixed Plate(F)	15	C-23
CAR-BB0001	Manifold Bracket	47	Q-25	CHK-HB0001	Bobbin	21	F-25	CMB-BJ0005	Bellows Fixed Plate(R)	15	C-24
CAR-BB0012	Manifold Bracket	73	Z-25	CHK-HB0001	Bobbin	51	S-6	CMB-BJ0007	Support Cover Adjusting Plate	13	B-17
CAR-BB0013	Manifold Bracket	63	W-6	CHK-HC0001	Bobbin Case Ass'y	21	F-22	CMB-BJ0008	Presser Plate	13	B-8
CBW-BA0001	Bobbin Winder Action Body	19	E-13	CHK-HP0001	Shuttle Driver	21	F-28	CMB-BJ0011	X-Motor Cover Support Bracket	15	C-29
CBW-BH0001	Bobbin Stopper	19	E-19	CHK-HQ0001	Shuttle Race Ring	21	F-21	CMB-FC0002	Left Cover Gasket	9	A-10
CBW-BJ0001	Thread Winder Action Plate	19	E-31	CHK-KZ0001	Inner Hook Presser Shaft	21	F-43	CMB-FC0006	Face Plate Gasket	9	A-4
CBW-BJ0002	Bobbin Winder Adjusting Plate	19	E-20	CHP-CL0001	Hand Pulley Roller	19	E-8	CMB-FD0004	Rubber for X-Moving Cover	13	B-26
CBW-BN0001	Bobbin Stand	19	E-18	CHP-CP0001	Hand Pulley	19	E-1	CMB-HK0002	Thread Guide L	9	A-16
CBW-CM0001	Bobbin Winder Lever	19	E-23	CHP-KZ0001	Hand Pulley Shaft	19	E-6	CMB-HK0006	Thread Guide R	9	A-18
CBW-CP0001	Thread Winder Action Pulley	19	E-14	CLB-BG0001	Crank Rod Lubrication Plate	45	P-5	CMB-HK0007	Thread Guide L	9	A-21
CBW-DZ0001	Thread Winder Adjusting Cam	19	E-28	CLB-BG0002	Oil Hose Holder(L)	45	P-10	CMB-HK0008	Thread Guide A	9	A-12
CBW-FA0001	Thread Winder Action Ring	19	E-16	CLB-BG0003	Balance Lubrication Plate	45	P-13	CMB-HK0009	Thread Guide B	9	A-14
CBW-FA0002	Bobbin Winder Shaft Rubber Ring	19	E-17	CLB-BG0003	Oil Hose Holder(A)	45	P-12	CMB-HK0010	Thread Guide Plate	19	E-42
CBW-KC0001	Bobbin Winder Lever Shaft	19	E-25	CLB-BG0004	Needle Bar Crank Rod Lubrication Plate	45	P-22	CMB-HK0011	Arm Thread Guide	9	A-19
CBW-KZ0001	Bobbin Winder Shaft	19	E-12	CLB-BG0005	Oscillator Shaft Gear Lubrication Plate	45	P-28	CMB-HM0001	Thread Tension Adjusting Shaft (15/64" n-28)	19	E-41
CCP-BA0020	Base Bracket	65	X-1	CLB-BG0007	Shuttle Lubrication Plate	45	P-35	CMB-JB0001	Silicon Tank	9	A-23
CCP-BA0020	Base Bracket	69	Z-31	CLB-BG0008	Bed Wick Holder	45	P-41	CMB-JJ0001	Silicon Oil Window	9	A-24
CCP-BB0005	Feed Bracket	41	N-1	CLB-BH0001	Oil Hose Holder(B)	45	P-18	CMB-JL0001	Silicon Felt	9	A-25
CCP-BB0005	Feed Bracket	69	Z-1	CLB-BH0002	Needle Bar Oil Wick Holder	45	P-20	CMB-LA0001	Thread Take Up Cover	9	A-7
CCP-BB0006	Upper Feed Plate Bracket	41	N-17	CLB-BH0002	Needle Bar Oil Wick Holder(S)	45	P-25	CMB-LA0002	Top Cover	9	A-45
CCP-BB0006	Upper Feed Plate Bracket	69	Z-16	CLB-BH0003	Pipe Holder	45	P-43	CMB-LA0004	Y-Motor Cover	15	C-4
CCP-BB0007	Hinge for Upper Feed Plate	41	N-19	CLB-BJ0001	Felt Plate	45	P-45	CMB-LA0010	Face Plate	9	A-3
CCP-BB0007	Hinge for Upper Feed Plate	69	Z-21	CLB-FA0001	Oil Window Rubber Ring	45	P-40	CMB-LA0013	Belt Cover	15	C-1
CCP-BB0112	Cylinder Bracket-R	65	X-6	CLB-JD0003	Oil Wick	45	P-8	CMB-LA0014	Hook Cover	21	F-48
CCP-BB0112	Cylinder Bracket-R	69	Z-36	CLB-JD0003	Shuttle Lubrication Wick	45	P-31	CMB-LA0015	X-Motor Cover	15	C-3
CCP-BB0113	Cylinder Bracket-L	65	X-7	CLB-JF0008	Pipe	45	P-53	CMB-LB0001	Left Cover	9	A-9
CCP-BB0113	Cylinder Bracket-L	69	Z-37	CLB-JG0001	Arm Oil Return Felt Oil Hose	45	P-27	CMB-LB0009	Needle Plate Support Cover	13	B-10
CCP-BB0114	Support Bracket	65	X-3	CLB-JG0002	Bed Oil Return Felt Oil Hose	45	P-34	CMB-LB0010	Bed Cover(L)	13	B-2
CCP-BB0114	Support Bracket	69	Z-33	CLB-JG0003	Shuttle Lubrication Oil Hose	45	P-32	CMB-LB0011	Bed Cover(R)	13	B-3
CCP-BD0001	Slider Bracket	41	N-7	CLB-JG0005	Hose for Oil Supporter	49	R-45	CMB-LB0012	X-Moving Cover	13	B-6
CCP-BD0001	Slider Bracket	69	Z-7	CLB-JG0006	Oil Hose	45	P-9	CMB-LD0001	Oil Sticker	9	A-46
CCP-BF0008	Cylinder Shaft	65	X-11	CLB-JJ0001	Oil Window	45	P-38	CMB-LD0002	Warning Sticker	11	A-58
CCP-BF0008	Cylinder Shaft	69	Z-41	CLB-JL0001	Felt	45	P-6	CMB-LD0369	Model Mark (HS-25)	9	A-56

Index

Parts No.	Name of Parts	Page	Ref.No.	Parts No.	Name of Parts	Page	Ref.No.	Parts No.	Name of Parts	Page	Ref.No.
CMB-LD0370	Model Mark (GS-25)	9	A-56	CTA-BJ0004	Thread Detecting Plate Guide	27	H-44	CYF-BJ0006	Y-Sensor Removal Plate	39	M-9
CMB-LF0002	Film for Needle Plate Support Cover	13	B-23	CTA-BN0001	Thread Detecting Plate Ring	27	H-45	CYF-CM0001	Y-Removal Sensor Connecting Crank	39	M-1
CMB-NB0001	Thread Winder Mes	19	E-33	CTA-HL0001	Thread Guide Disk	27	H-7	CYF-KC0002	Y-Guide Shaft	37	L-21
CNB-BF0001	Needle Bar Holder	17	D-18	CTA-HL0001	Thread Tension Disk	19	E-40	CYF-KC0003	X-Guide Shaft	37	L-12
CNB-CD0001	Needle Bar Guide Block	17	D-20	CTA-HM0001	Thread Tension Adjusting Shaft	27	H-3	DBS-DA0001	Upper Shaft Bushing(R)	17	D-48
CNB-HK0001	Thread Guide for Needle Bar(H)	17	D-25	CTA-HM0002	Second Thread Tension Adjusting Shaft	27	H-16	DBS-DA0002	Needle Bar Bushing(U)	17	D-22
CNB-HK0017	Thread Guide for Needle Bar(G)	17	D-26	CTH-CB0001	Thread Take-Up Lever Crank	17	D-9	DBS-DA0003	Needle Bar Bushing(L)	17	D-24
CNB-KA0001	Needle Bar	17	D-21	CTH-CC0001	Needle Bar Crank Rod	17	D-16	DBS-DA0004	Hand Pulley Bushing	19	E-4
CPB-BB0001	Position Link Stopper Bracket	23	G-55	CTH-CJ0001	Needle Bar Crank	17	D-13	DBS-DA0005	Lower Shaft Rear Bushing	21	F-6
CPB-BF0001	Presser Bar Holder	23	G-31	CTH-HJ0001	Thread Take-Up Lever	17	D-8	DBS-DA0006	Middle Bushing for Lower Shaft	21	F-31
CPB-BH0001	Finger Guard	23	G-34	CTR-BH0001	Thread Release Connecting Rod	27	H-22	DBS-DA0009	Presser Bar Bushing	23	G-24
CPB-CA0001	Position Link	23	G-18	CTR-BJ0001	Thread Release Action Bar Guide	27	H-41	DBS-DA0010	Presser Shaft Bushing A	23	G-8
CPB-CA0002	Presser Link	23	G-16	CTR-BJ0002	Thread Release Adjusting Plate	27	H-29	DBS-DA0011	Presser Shaft Bushing B	23	G-9
CPB-CA0003	Presser Driving Link	23	G-20	CTR-BJ0003	Thread Release Stopper	27	H-27	DBS-DA0012	Front Bushing for Y-Removal Shaft	37	L-8
CPB-CB0001	Presser Fork Crank	23	G-4	CTR-CA0001	Thread Release Link	27	H-20	DBS-DA0013	Rear Bushing for Y-Removal Shaft	37	L-9
CPB-CB0002	Presser Adjusting Arm	23	G-11	CTR-CC0001	Thread Release Action Bar	27	H-39	DBS-DB0001	Upper Shaft Bushing(F)	17	D-28
CPB-DC0001	Presser Cam	23	G-1	CTT-BB0001	Thread Trimming Sol. Bracket	31	J-2	DBS-DB0002	Upper Shaft Bushing(M)	17	D-33
CPB-FB0001	Position Link Stopper Rubber	25	G-57	CTT-BJ0001	Thread Trimming Driving Link Stopper	31	J-7	DCL-AA0001	Upper Shaft Collar	17	D-34
CPB-KB0001	Presser Bar	23	G-30	CTT-BJ0002	Needle Plate	31	J-38	DCL-AA0002	Oscillator Shaft Collar(L)	21	F-15
CPB-KC0001	Presser Adjusting Bar	23	G-29	CTT-BJ0003	Thread Release Notch	31	J-10	DCL-AA0003	Oscillator Shaft Collar(R)	21	F-20
CPB-KF0001	Presser Shaft	23	G-10	CTT-CA0001	Moving Mes Link	31	J-48	DCL-AA0004	Connecting Link Collar for Presser Foot Cylinder	23	G-42
CPC-CC0001	Presser Cam Connecting Rod	23	G-3	CTT-CB0001	Thread Trimming Connecting Link	31	J-30	DCL-AA0004	Lower Shaft Collar	21	F-9
CPM-BM0001	Knuckle of Presser Foot Cylinder	23	G-43	CTT-CB0004	Thread Trimming Driving Link Ass'y	31	J-16	DCL-AA0004	Presser Driving Link Collar	23	G-22
CPM-CA0001	Lift Link of Presser Foot	23	G-46	CTT-CC0001	Thread Trimming Connecting Bar	31	J-32	DCL-AA0004	Thread Trimming Shaft Collar	31	J-13
CPM-CA0002	Connecting Rod for Presser Foot	23	G-44	CTT-CC000	Thread Trimming Connecting Rod	31	J-25	DCL-AA0007	Wiper Rotation Shaft Collar	29	I-5
CPT-BB0003	Seam Guide	65	X-35	CTT-CL0001	Thread Trimming Lever Ring	31	J-51	DCL-BB0001	Thread Release Shaft Collar	27	H-37
CPT-BB0003	Seam Guide	71	Z-61	CTT-CL0002	Thread Trimming Cam Roller	31	J-19	DCL-BB0002	Wiper Base Collar	29	I-22
CPT-BB0006	Sensor Bracket Plate	67	Y-5	CTT-CM0001	Rotating Link for 1	31	J-5	DGR-AA0001	Lower Shaft Gear	21	F-3
CPT-BB0007	Bracket Base Plate	67	Y-3	CTT-CM0002	Thread Release Lever	31	J-22	DGR-AA0002	Oscillator Shaft Gear	21	F-16
CPT-BB0008	Bracket Plate	67	Y-4	CTT-DG0001	Thread Trimming Cam	31	J-8	DGR-AA0003	X-Driving Gear	35	K-28
CPT-BS0001	Seam Guide	65	X-38	CTT-FB0001	Rubber Washer for 12	31	J-15	DGR-AA0004	X-Drive Gear	37	L-5
CPT-BS0001	Seam Guide	71	Z-64	CTT-GL0001	Needle Plate Cover(H)	31	J-40	DGR-AA0004	Y-Drive Gear	37	L-18
CST-AC0001	Body	49	R-8	CTT-GL0008	Needle Plate Cover(G)	31	J-41	DGR-AC0001	Hand Pulley Gear A	17	D-31
CST-BB0001	Bed Hinge(R)	15	C-11	CTT-KC0001	Thread Trimming Shaft	31	J-12	DGR-AC0001	Hand Pulley Gear B	19	E-10
CST-BB0002	Bed Hinge(F)	15	C-12	CTT-NB0001	Fixed Mes	31	J-43	DGR-AF0002	Y-Removal Shaft	37	L-7
CST-BB0003	Gas Spring Fixed Frame	49	R-37	CTT-NB0001	Fixed Mes	51	S-22	DPK-CA0002	Rubber	45	P-51
CST-BB0004	Bracket for Frame Support	49	R-33	CUS-BJ0001	Fix Plate for Crank Balancer	17	D-37	DPK-CB0001	Arm Rubber Cap(L)	9	A-52
CST-BB0005	Bracket for Gas Spring	49	R-21	CUS-CF0001	Bobbin Winder Driving Wheel	17	D-29	DPK-CB0001	Bed Right Part Rubber Cap	13	B-25
CST-BB0006	Bracket for Gas Spring Shaft	49	R-24	CUS-DA0001	Link Cam	17	D-2	DPK-CB0002	Arm Rubber Cap(M)	9	A-53
CST-BB0007	Stopper for Frame Support Bracket	49	R-34	CUS-DB0001	Crank Balancer	17	D-36	DPK-CB0002	Rubber Cap for Face Plate	9	A-6
CST-BB0008	Oiler Holder	49	R-43	CUS-KG0012	Upper Shaft	17	D-1	DPK-CB0004	Arm upper Part Rubber Cap	9	A-51
CST-BB0009	Control Box Bracket	49	R-47	CWP-BB0001	Wiper Base	29	I-18	DPK-CB0004	Needle Bar Rubber Cap	9	A-47
CST-BN0001	Joint Ring A for Gas Spring	49	R-26	CWP-BH0001	Wiper	29	I-7	DPK-CB0006	Air Hose Guide Rubber	9	A-55
CST-BN0002	Joint Ring B for Gas Spring	49	R-27	CWP-CA0001	Wiper Solenoid Connecting Link	29	I-17	DPK-CB0007	Arm Rubber Cap(S)	9	A-54
CST-FD0003	Support Rubber for Bed(F)	49	R-40	CWP-CA0002	Wiper Rod	29	I-12	DPL-AA0001	Pulley	17	D-53
CST-FD0004	Support Rubber for Bed(R)	49	R-41	CWP-KC0001	Wiper Rotation Shaft	29	I-3	DPL-BD0001	Pulley for X-Timing Belt	35	K-30
CST-FF0001	Hinge Rubber	15	C-17	CWP-LA0001	Wiper Cover	29	I-23	DPN-AA0003	Presser Cam Connecting Rod Pin	23	G-6
CST-JA0001	Oil Supporter	49	R-5	CXF-BA0006	X-Fixed Race	35	K-2	DPN-AA0005	Thread Release Pin	27	H-43
CST-JB0001	Oiler	49	R-4	CXF-BA0007	Y-Moving Race	35	K-20	DPN-AA0006	Presser Bar Lifter Connecting Shaft	23	G-51
CST-LB0001	Body Side Cover	49	R-13	CXF-BB0001	Bracket A for X-Driving Shaft	35	K-26	DPN-AA0007	Shaft for Gas Spring Fixed Frame	49	R-38
CST-LG0002	Table(L)	49	R-1	CXF-BB0003	Bracket B for X-Driving Shaft	35	K-35	DPN-AA0008	Upper Shaft for Gas Spring	49	R-22
CST-LG0003	Table(R)	49	R-2	CXF-BB0004	X-Idler Bracket	35	K-41	DPN-AD0004	Thread Release Shaft	27	H-35
CST-LH0002	Table Stand Ass'y	49	R-3	CXF-BJ0001	Belt Holding Plate	35	K-47	DPN-AD0006	Thread Trimming Cam Roller Shaft	31	J-20
CST-MF0001	Thread Stand Ass'y	49	R-39	CXF-BJ0005	X-Stopper	35	K-6	DPN-AD0007	Hinge	15	C-18
CST-MF0001	Thread Stand Ass'y	51	S-34	CXF-BJ0009	X-Sensor Plate	35	K-15	DPN-AD1003	Thread Take-Up Crank Shaft	17	D-10
CTA-BA0001	Thread Tension Adjusting Body	27	H-2	CXF-BK0006	Race Table	35	K-11	DPN-BB0001	Position Link Stopper	23	G-53
CTA-BD0001	Spring Cover	27	H-9	CXF-KC0001	X-Driving Shaft A	35	K-25	DPN-BB0005	Setting Pin	69	Z-15
CTA-BD0002	Spring Cover	19	E-39	CXF-KC0002	X-Driving Shaft B	35	K-34	DPN-BC0002	Hinge Shaft for Upper Feed Plate	41	N-22
CTA-BJ0001	Spring Stopper	27	H-12	CYF-BB0001	Y-Motor Base	37	L-16	DPN-BC0002	Hinge Shaft for Upper Feed Plate	69	Z-24
CTA-BJ0001	Thread Tension Spring Stopper	19	E-37	CYF-BB0003	Bracket(R) for Y-Guide Shaft	37	L-23	DSC-AA0002	Screw (11/64"n=40)	13	B-19
CTA-BJ0002	Presser Plate for 7	27	H-8	CYF-BB0004	X-Guide Shaft Bracket	37	L-14	DSC-AA0002	Screw (11/64"n=40)	27	H-33
CTA-BJ0003	Thread Detecting Plate	27	H-46	CYF-BJ0005	Sensor Connecting Plate For Y Removal Shaft	39	M-3	DSC-AA0002	Screw (15/64"n=28)	13	B-21

Index

Parts No.	Name of Parts	Page	Ref.No.
DSC-AA0002	Washer	13	B-12
DSC-AA0002	Washer	41	N-12
DSC-AA0002	Washer	69	Z-12
DSC-AA0003	Screw	65	X-2
DSC-AA0003	Screw	69	Z-32
DSC-AA0003	Screw (15/64"n=28 L=14)	13	B-9
DSC-AA0003	Screw (15/64"n=28 L=14)	37	L-10
DSC-AA0003	Screw (15/64"n=28)	41	N-2
DSC-AA0003	Screw (15/64"n=28)	49	R-25
DSC-AA0003	Screw (15/64"n=28)	69	Z-2
DSC-AA0004	Link Stopper Screw	31	J-35
DSC-AA0005	Screw	41	N-27
DSC-AC0034	Screw (M4xP0.7 L=30)	47	Q-18
DSC-AC0034	Screw (M4xP0.7,L=30)	73	Z-18
DSC-BA0001	Screw	29	I-24
DSC-BA0001	Screw (9/64"n=40)	9	A-17
DSC-BA0001	Screw(9/64"n=40)	29	I-8
DSC-BA0002	Screw (9/64"n=40 L=9.5)	23	G-35
DSC-BA0004	Screw	37	L-2
DSC-BA0005	Screw (3/16"n=28)	17	D-38
DSC-BA0005	Screw (3/16"n=28)	27	H-28
DSC-BA0005	Screw (3/16"n=28)	31	J-3
DSC-BA0005	Screw(11/64"n=40)	29	I-21
DSC-BA0019	Screw for Sensor	43	O-3
DSC-BA0033	Screw	45	P-49
DSC-BB0003	Screw (M4xP0.5)	31	J-42
DSC-BB0004	Screw	43	O-31
DSC-BB0004	Screw	65	X-36
DSC-BB0004	Screw	71	Z-62
DSC-BB0004	Screw (11/64"n=40)	13	B-24
DSC-BB0004	Screw (11/64"n=40 L=8)	13	B-4
DSC-BB0004	Screw (11/64"n=40 L=8)	13	B-7
DSC-BB0008	Screw (M4xL7)	51	S-15
DSC-BC0001	Screw (15/64"n=40)	31	J-39
DSC-BC0002	Screw (9/64"n=40)	19	E-34
DSC-BF0002	Screw	19	E-2
DSC-BF0003	Screw (3/16"n=28)	9	A-48
DSC-BF0004	Screw (15/64"n=28 L=7)	9	A-15
DSC-BF0005	Earth Screw (11/64"n=40)	9	A-57
DSC-BF0005	Screw (11/64"n=40 L=11)	15	C-5
DSC-BF0006	Screw (3/16"n=28 L=10)	13	B-14
DSC-BF0006	Screw (3/16"n=28 L=5.5)	15	C-26
DSC-BF0006	Screw (3/16"n=28 L=8)	39	M-5
DSC-BF0006	Screw (3/16"n=28)	35	K-3
DSC-BF0006	Screw (3/16"n=28)	45	P-7
DSC-BF0006	Screw(3/16"n=28)	29	I-2
DSC-BF0007	Screw	37	L-17
DSC-BF0007	Screw (15/64"n=28)	17	D-4
DSC-BF0007	Screw (15/64"n=28)	23	G-5
DSC-BF0008	Screw	17	D-54
DSC-BF0008	Screw (15/64"n=28)	17	D-6
DSC-BF0008	Screw (15/64"n=28)	21	F-34
DSC-BF0008	Screw (15/64"n=28)	23	G-52
DSC-BF0009	Screw (11/64"n=40 L=7.5)	39	M-13
DSC-BF0009	Screw (11/64"n=40 L=7.5)	39	M-16
DSC-BF0009	Screw (11/64"n=40)	21	F-35
DSC-BF0009	Screw (11/64"n=40)	45	P-42
DSC-BF0010	Screw (11/64"n=40 L=11)	23	G-32
DSC-BF0013	Screw	45	P-46
DSC-BF0013	Screw (3/32"n=56)	21	F-40
DSC-BF0015	Screw	17	D-19
DSC-BF0016	Screw	17	D-17

Parts No.	Name of Parts	Page	Ref.No.
DSC-BF0017	Screw	19	E-32
DSC-BF0018	Screw (1/8"n=40)	19	E-21
DSC-BF0020	Screw (9/64"n=40)	31	J-44
DSC-BF0021	Thread Trimming Lever Screw	33	J-54
DSC-BF0022	Screw (11/64"n=40)	13	B-11
DSC-BF0022	Screw (11/64"n=40)	35	K-48
DSC-BF0023	Screw (15/64"n=28)	15	C-2
DSC-BF0024	Screw (9/64"n=40)	45	P-17
DSC-BF0025	Screw	45	P-50
DSC-BG0001	Screw (9/64"n=40)	27	H-47
DSC-BG0002	Screw	17	D-55
DSC-BJ0001	Screw (9/32"n=28)	17	D-5
DSC-BJ0002	Screw	15	C-10
DSC-BJ0002	Screw	39	M-19
DSC-BJ0002	Screw (11/64"n=40 L=5)	39	M-10
DSC-BJ0002	Screw (11/64"n=40 L=7.4)	39	M-4
DSC-BJ0002	Screw (11/64"n=40)	9	A-5
DSC-BJ0002	Screw (11/64"n=40)	9	A-38
DSC-BJ0002	Screw (11/64"n=40)	9	A-40
DSC-BJ0002	Screw (11/64"n=40)	9	A-43
DSC-BJ0002	Screw (11/64"n=40)	9	A-50
DSC-BJ0002	Screw (11/64"n=40)	21	F-51
DSC-BJ0002	Screw (11/64"n=40)	45	P-30
DSC-BJ0002	Screw (11/64"n=40)	49	R-36
DSC-BJ0002	Screw (3/16"n=28)	35	K-31
DSC-BJ0003	Screw (9/64"n=40)	9	A-8
DSC-BJ0003	Screw (9/64"n=40)	27	H-42
DSC-BJ0004	Screw (11/64"n=40)	21	F-11
DSC-BJ0005	Screw	25	G-59
DSC-BJ0006	Screw (15/64"n=28)	23	G-56
DSC-BJ0008	Screw (11/64"n=40)	33	J-55
DSC-BJ0009	Screw	11	A-61
DSC-BJ0010	Screw	61	W-2
DSC-BJ0011	Screw (11/64"n=40)	45	P-11
DSC-BJ0032	Screw	29	I-35
DSC-CA0002	Screw (9/64"n=40)	27	H-4
DSC-CA0003	Screw (3/16"n=28)	27	H-36
DSC-CA0004	Screw (11/64"n=40 L=5)	23	G-23
DSC-CA0010	Hook Oil Adjust Screw	13	B-27
DSC-CB0001	Screw for D-29	17	D-30
DSC-CB0003	Screw (11/64"n=40)	17	D-23
DSC-CB0003	Screw (11/64"n=40)	19	E-15
DSC-CB0004	Screw (1/4"n=40)	17	D-35
DSC-CB0004	Screw (1/4"n=40)	21	F-54
DSC-CB0004	Screw (1/4"n=40)	23	G-2
DSC-CB0004	Screw (1/4"n=40)	23	G-12
DSC-CB0004	Screw (1/4"n=40)	31	J-9
DSC-CB0004	Screw (15/64"n=28)	17	D-32
DSC-CB0005	Screw	15	C-19
DSC-CB0005	Screw	35	K-29
DSC-CB0005	Screw	61	W-12
DSC-CB0005	Screw (15/64"n=28 L=7.5)	37	L-6
DSC-CB0005	Screw (15/64"n=28 L=7.5)	37	L-13
DSC-CB0005	Screw (15/64"n=28)	17	D-12
DSC-CB0005	Screw (15/64"n=28)	17	D-14
DSC-CB0005	Screw (15/64"n=28)	19	E-5
DSC-CB0005	Screw (15/64"n=28)	21	F-19
DSC-CB0005	Screw (15/64"n=28)	31	J-17
DSC-CB0006	Screw	21	F-55
DSC-CB0007	Screw	41	N-21
DSC-CB0007	Screw	41	N-23
DSC-CB0007	Screw	69	Z-23

Parts No.	Name of Parts	Page	Ref.No.
DSC-CB0007	Screw	69	Z-25
DSC-CB0007	Screw (11/64"n=40)	9	A-27
DSC-CB0007	Screw (11/64"n=40)	21	F-5
DSC-CB0007	Screw (11/64"n=40)	23	G-25
DSC-CB0007	Screw (15/64"n=28)	31	J-14
DSC-CB0007	Screw (M5xL5, p=0.8)	33	J-58
DSC-FA0001	Safety Plate Hinge Screw	9	A-32
DSC-FA0002	Hand Pulley Roller Hinge Screw	19	E-9
DSC-FA0003	Position Link Hinge Screw	23	G-19
DSC-FA0004	Presser Link Hinge Screw	23	G-17
DSC-FA0005	Presser Adjusting Arm Hinge Screw	23	G-15
DSC-FA0008	Hinge Screw for 9	29	I-10
DSC-FA0009	Hinge Screw for 13	29	I-14
DSC-FA0012	Stud for Presser Link	23	G-45
DSC-FA0014	Hinge Screw for 39	27	H-40
DSC-FA0015	Thread Release Link Hinge Screw	27	H-21
DSC-FA0016	Hinge Screw A for 22	27	H-23
DSC-FA0017	Stud for Presser Foot Lift Link	23	G-50
DSC-FA0018	Hinge Screw for Moving Mes	31	J-46
DSC-FA0019	Stud for X-Timing Belt	35	K-45
DSC-FA0094	Stud Screw	65	X-18
DSC-FA0094	Stud Screw	69	Z-48
DSC-FB0001	Crank Rod Hinge Screw	21	F-12
DSC-FB0002	Hinge Screw B for 22	27	H-25
DSC-FB0003	Hinge Screw for 32	31	J-33
DSC-FB0004	Hinge Screw for 30	31	J-31
DSC-FD0001	Hinge Screw for 25	31	J-28
DSC-FF0001	Presser Driving Link Hinge Screw	23	G-21
DSC-FG0001	Thread Trimming Lever Shaft	31	J-53
DSC-FH0001	Hinge Stud for Presser Foot Cylinder	23	G-38
DSC-GA0001	Thread Release Lever Pin	31	J-23
DSC-HA0001	Presser Adjusting Screw	23	G-26
DSC-HB0002	Support Stud For Y-Motor Cover	15	C-9
DSC-HB0003	Wiper Base Joint	29	I-19
DSC-HB0004	Lower Shaft for Gas Spring	49	R-23
DSC-HB0006	Support Stud For X-Motor Cover	15	C-8
DSC-HD0001	Safety Plate Spring Hook	9	A-36
DSC-HD0002	Spring Hook Screw	27	H-31
DSC-HD0002	Spring Hooker	31	J-37
DSD-AA0001	Wiper Solenoid Ass'y	29	I-25
DSD-AB0001	Thread Trimming Sol. Ass'y	31	J-1
DSN-AA0002	Nut (3/16"n=28)	9	A-37
DSN-AA0002	Nut (3/16"n=28)	27	H-24
DSN-AA0003	Nut (11/64"n=40)	9	A-33
DSN-AA0003	Nut (11/64"n=40)	27	H-32
DSN-AA0003	Nut (11/64"n=40)	29	I-11
DSN-AA0004	Nut	23	G-47
DSN-AA0004	Nut (15/64"n=28)	9	A-13
DSN-AA0004	Nut (15/64"n=40)	31	J-24
DSN-AA0004	Nut (3/16"n=28)	31	J-4
DSN-AA0005	Nut (1/4"n=40)	21	F-13
DSN-AA0005	Nut (11/4"n=40)	25	G-58
DSN-AA0006	Nut	29	I-33
DSN-AA0007	Nut	19	E-43
DSN-AA0007	Nut (15/64"n=28)	27	H-19
DSN-AA0007	Nut(15/64"n=28)	61	W-11
DSN-AA0008	Nut (3/16"n=28)	31	J-34
DSN-AA0008	Nut (3/16"n=28)	45	P-19
DSN-AA0009	NUT	43	O-32
DSN-AA0009	Nut	65	X-37
DSN-AA0009	Nut	71	Z-63
DSN-AA0009	Nut (11/64"n=40)	31	J-21

Index

Parts No.	Name of Parts	Page	Ref.No.	Parts No.	Name of Parts	Page	Ref.No.	Parts No.	Name of Parts	Page	Ref.No.
DSN-AA0010	Arm Thread Guide Nut	9	A-20	DWS-AA0019	Washer for Palette Base	43	O-15	PBR-BA0005	Needle Bearing	17	D-15
DSN-CC0001	Nut for Presser Adjusting Screw	23	G-27	DWS-AA0019	Washer for Palette Base Bracket A	43	O-18	PBR-BA0006	Needle Bearing	17	D-11
DSN-CD0001	Thread Adjusting Nut	27	H-13	DWS-AA0020	Washer	15	C-14	PBR-FA0001	Bearing (LM12)	37	L-25
DSN-CD0001	Thread Tension Nut	19	E-36	DWS-AA0021	Washer	47	Q-10	PBR-FA0002	Ball Bearing	41	N-35
DSN-CD0002	Second Thread Adjusting Nut	27	H-18	DWS-AA0021	Washer	73	Z-10	PBR-FA00020	Ball Bearing	69	Z-9
DSN-CF0001	Presser Adjusting Arm Nut	23	G-13	DWS-AA0040	Washer (t=0.6)	31	J-47	PBR-GB0001	Rod End(R)	31	J-26
DSP-AA0001	Hand Pulley Spring	19	E-3	DWS-AA0041	Washer (t=0.7)	31	J-47	PBT-BC0001	X-Timing Belt	35	K-46
DSP-AA0002	Presser Adjusting Spring	23	G-28	DWS-AA0085	Washer	65	X-24	PMT-BJ0003	X-Driving Motor	38	L-1
DSP-AA0003	Position Link Stopper Spring	23	G-54	DWS-AA0085	Washer	69	Z-54	PMT-BJ0004	Y-Driving Motor	37	L-15
DSP-AA0006	Inner Hook Spring	21	F-45	DWS-AA0130	Washer	23	G-14	PN-000074	Palette Pin	43	O-28
DSP-AA0007	Spring for 12	31	J-18	DWS-CA0001	Spring Washer	41	N-11	PPK-BA0003	O-Ring	23	G-49
DSP-AA0009	Slider Spring	41	N-6	DWS-CA0001	Spring Washer	69	Z-11	PPN-AA0001	Taper Pin	21	F-4
DSP-AA0009	Slider Spring	69	Z-6	EA-000177	Fan	53	T-22-3	PPN-AF0001	Spring Pin (Ø4, ℓ=10)	19	E-7
DSP-AB0001	Thread Winder Spring	19	E-30	EA-000471	LCD	57	U-12-4	PPN-AF0003	Spring Pin (Ø2×ℓ9.8)	21	F-52
DSP-AB0002	Thread Release Return Spring	27	H-30	EP-000071	Fan	55	T-96	PPP-AA0001	Hose Union	41	N-13
DSP-AB0003	Thread Stick Return Spring	31	J-36	EP-000291	Fan Ass'y	53	T-26	PPP-AA0001	Hose Union	69	Z-14
DSP-AC0001	Safety Plate Spring	9	A-35	EP-000497	USB Flash Drive	51	S-36	PPP-AA0001	Pressure Gauge	47	Q-3
DSP-AC0002	Wiper Spring	29	I-16	GP-002097	Palette Pin Holder	43	O-23	PPP-AA0001	Pressure Gauge	73	Z-3
DSP-AD0001	Hook Cover Plate Spring A	21	F-49	GP-002098	Screw for Palette Pin Holder	43	O-24	PPP-AA0002	Fitting	65	X-10-2
DSP-AD0002	Hook Cover Plate Spring B	21	F-50	GP-002099	Screw for Cylinder Base Bracket	43	O-9	PPP-AA0002	Fitting	69	Z-40-2
DSP-BA0001	Thread Tension Adjusting Spring(H)	27	H-10	GP-002100	Bracket for Cylinder Base(R)	43	O-10	PPP-AA0002	Fitting	65	X-31-5
DSP-BA0002	Second Thread Tension Adjusting Spring	27	H-17	GP-002101	Bracket for Cylinder Base(L)	43	O-11	PPP-AA0002	Hose Nipple	47	Q-15
DSP-BA0003	Thread Tension Spring	19	E-38	GP-002102	Bracket for Cylinder Shaft	43	O-12	PPP-AA0002	Hose Nipple	63	W-2
DSP-BA0010	Thread Tension Adjusting Spring(G)	27	H-11	GP-002103	Sensor Bracket(R)	43	O-7	PPP-AA0002	Hose Nipple	73	Z-15
DSP-BB0001	Thread Take-Up Spring(H)	27	H-5	GP-002104	Sensor Bracket(L)	43	O-8	PPP-AA0003	Elbow Union	47	Q-14
DSP-BB0009	Thread Take-Up Spring(G)	27	H-6	GP-002105	Palette Base	43	O-13	PPP-AA0003	Elbow Union	73	Z-14
DTC-AJ0001	Bellows	15	C-20	GP-002106	Palette Base Bracket A	43	O-16	PPP-AA0003	Fitting	65	X-31-3
DWS-AA0001	Link Cam Washer	17	D-3	GP-002107	Palette Base Bracket B	43	O-19	PPP-AA0004	Tee	47	Q-11
DWS-AA0002	Washer	15	C-27	GP-002109	Air Cylinder for Palette Pin Holder	43	O-25	PPP-AA0004	Tee	73	Z-11
DWS-AA0002	Washer	19	E-22	GP-002110	Air Fitting for Palette Pin Holder	43	O-26	PPP-AA0005	Quick Joint Plug	47	Q-4
DWS-AA0003	Shuttle Bearing Washer	21	F-37	GP-002551	Palette Pin Assist Bracket	43	O-29	PPP-AA0005	Quick Joint Plug	73	Z-4
DWS-AA0004	Washer	9	A-34	GP-009242	Model Mark (HS-20)	9	A-56	PPP-AA0013	Quick Coupling	47	Q-16
DWS-AA0004	Washer	19	E-27	GP-009251	Model Mark (GS-20)	9	A-56	PPP-AA0013	Quick Coupling	73	Z-16
DWS-AA0005	Washer	9	A-38-1	GP-011049	Sticker Caution	55	T-54	PPP-AB0001	Speed Controller	23	G-40
DWS-AA0005	Washer	39	M-11	GP-013515	Lower Feed Plate	61	W-13	PPP-AB0002	Speed Controller	47	Q-24
DWS-AA0005	Washer	39	M-14	GP-014837	Sensor	39	M-7	PPP-AB0002	Speed Controller	73	Z-24
DWS-AA0005	Washer	39	M-17	GP-017387	Fan Bracket	53	T-22-4	PPP-AD0001	Air Hose	65	X-10-3
DWS-AA0005	Washer	39	M-20	GP-018205	CE Mark	11	A-60	PPP-AD0001	Air Hose	69	Z-40-3
DWS-AA0005	Washer	45	P-21	GP-018205	CE Mark	15	C-28	PPP-AD0001	Urethane Hose (Ø4)	47	Q-1
DWS-AA0005	Washer	49	R-35	GP-019553	Emergency Switch	9	A-41	PPP-AD0001	Urethane Hose (Ø4)	73	Z-1
DWS-AA0006	Washer	27	H-48	GP-034235	Oil Adjustment Block	45	P-48	PPP-AD0002	Air Hose	65	X-31-7
DWS-AA0006	Washer	29	I-20	GP-038187	Cover CPU P.C.B	53	T-50	PPP-AD0002	Urethane Hose (Ø6)	47	Q-2
DWS-AA0006	Washer	31	J-29	GP-038536	Wick	45	P-47	PPP-AD0002	Urethane Hose (Ø6)	73	Z-2
DWS-AA0006	Washer	37	L-3	GP-046265	486 CPU Card Sticker	55	T-86	PPP-AD001	Hose (Ø4)	23	G-39
DWS-AA0006	Washer	39	M-6	GP-048070	Operation Unit Stand	57	U-9	PPP-AF0001	Plug B	47	Q-21
DWS-AA0007	Washer	21	F-17	GP-049857	USB Board Bracket	55	T-87	PPP-AF0001	Plug B	65	X-31-6
DWS-AA0008	Thrust Washer	21	F-8	GP-049858	USB Connector Cover	55	T-89	PPP-AF0001	Plug B	73	Z-21
DWS-AA0012	Washer	27	H-26	GP-050297	Front Cover Control Box	53	T-6	PPP-AF0002	Plug A	47	Q-13
DWS-AA0013	Washer	27	H-38	GP-050302	Connecting Plate I/O & CPU	53	T-45	PPP-AF0002	Plug A	73	Z-13
DWS-AA0013	Washer	35	K-32	GP-052136	Voltage Sticker	55	T-66	PPP-AG0001	Finger Valve	47	Q-5
DWS-AA0013	Washer	35	K-40	GP-052396	Front Cover for O/P	57	U-12-6	PPP-AG0001	Finger Valve	73	Z-5
DWS-AA0014	Washer for Y-Driving Shaft	37	L-19	GP-052397	Rear Cover for O/P	57	U-12-7	PPP-BA0001	Solenoid Valve	47	Q-17
DWS-AA0015	Washer	35	K-43	GP-053206	Cover Foot Switch	59	V-7	PPP-BA0001	Solenoid Valve	63	W-3
DWS-AA0015	Washer	37	L-4	GP-057460	Barcode Reader Sensor	67	Y-1	PPP-BA0001	Solenoid Valve	73	Z-17
DWS-AA0015	Washer	41	N-4	GP-057463	Cover Control Box	53	T-8	PPP-BA0007	Solenoid Valve	65	X-31-2
DWS-AA0015	Washer	43	O-27	MTH-PA0001	Thread Take-Up Lever Ass'y	17	D-7	PPP-BB0001	Manifold	65	X-31-1
DWS-AA0015	Washer	61	W-3	PBR-AA0006	Bearing (F608Z)	35	K-33	PPP-BB0001	Manifold Block	47	Q-19
DWS-AA0015	Washer	69	Z-4	PBR-AA0007	Bearing (FR6Z)	37	L-20	PPP-BB0011	Manifold Block	73	Z-19
DWS-AA0017	Washer (t=0.4)	31	J-47	PBR-AA0008	Bearing (696Z)	35	K-44	PPP-BC0001	Silencer	47	Q-20
DWS-AA0018	Washer (t=0.5)	31	J-47	PBR-BA0001	Needle Bearing (KT151917)	17	D-49	PPP-BC0001	Silencer	65	X-31-4
DWS-AA0019	Spring for Palette Base Bracket B	43	O-22	PBR-BA0002	Needle Roll Bearing	21	F-53	PPP-BC0001	Silencer	73	Z-20
DWS-AA0019	Washer	13	B-15	PBR-BA0003	Needle Bearing (KT81110)	21	F-7	PPP-BD0001	Filter Regulator	47	Q-6

Index

Parts No.	Name of Parts	Page	Ref.No.	Parts No.	Name of Parts	Page	Ref.No.	Parts No.	Name of Parts	Page	Ref.No.
PPP-BD0001	Filter Regulator	73	Z-6	PSC-BH0009	Screw	65	X-20	PWS-AA0006	Washer	37	L-11
PPP-BF0001	Pressure Decreasing Valve	47	Q-23	PSC-BH0009	Screw	69	Z-50	PWS-AA0006	Washer	41	N-28
PPP-BF0001	Pressure Decreasing Valve	63	W-1	PSC-CB0002	Screw (M4×P0.7)	19	E-24	PWS-AA0006	Washer	41	N-34
PPP-BF0001	Pressure Decreasing Valve	73	Z-23	PSC-CB0002	Screw(M4×P0.7)	29	I-6	PWS-AA0006	Washer	49	R-50
PPP-BG0001	Air Pressure Switch	47	Q-7	PSC-CB0004	Screw	45	P-52	PWS-AA0006	Washer	69	Z-19
PPP-BG0001	Air Pressure Switch	73	Z-7	PSC-DA0001	Table Connecting Screw	49	R-15	PWS-AA0006	Washer (φ6)	61	W-8
PPP-CA0002	Presser Foot Cylinder	23	G-37	PSC-DA0001	Tapping Screw	67	Y-6	PWS-AA0007	Washer	49	R-31
PPP-CA0062	Cylinder	65	X-10-1	PSC-DC0002	Screw	65	X-32	PWS-AA0008	Washer	49	R-11
PPP-CA0062	Cylinder	69	Z-40-1	PSC-DD0001	Tapping Screw	47	Q-26	PWS-AA0008	Washer	49	R-18
PPP-CC0001	Air Slide Table(L)	41	N-9	PSC-DD0001	Tapping Screw	73	Z-26	PWS-AA0046	Washer	65	X-30
PPP-CC0001	Air Slide Table(L)	69	Z-13	PSC-DD0002	Screw	51	S-29	PWS-CA0001	Spring Washer	29	I-27
PPP-DA0001	Gas Spring	49	R-20	PSN-AA0001	Nut	35	K-39	PWS-CA0002	Spring Washer	67	Y-8
PSC-AA0002	Screw (M4×1.0 L=14)	49	R-29	PSN-AA0002	Nut (M4×P0.8)	31	J-27	PWS-CA0002	Washer	33	J-57
PSC-AA0003	Bed Connecting Bolt	49	R-17	PSN-AA0003	Nut (M10×1.5)	15	C-16	PWS-CA0003	Spring Washer	15	C-15
PSC-AA0003	Body Connecting Bolt	49	R-9	PSN-AA0006	Nut (M6×1.0 H=5)	49	R-30	PWS-CA0005	Spring Washer	41	N-3
PSC-AC0002	Screw (M4×P0.7)	19	E-29	PSN-AA0006	Nut (M6×1.0 H=5)	31	J-27-1	PWS-CA0005	Spring Washer	69	Z-3
PSC-AC0003	Screw (M4×P0.7)	21	F-29	PSN-AA0007	Nut(M5×P0.8 H=3.5)	47	Q-9	PWS-CA0006	Spring Washer	41	N-33
PSC-AC0008	Screw	41	N-15	PSN-AA0007	Nut(M5×P0.8 H=3.5)	73	Z-9	PWS-CA0006	Spring Washer	69	Z-18
PSC-AC0008	Screw	49	R-44	PSN-AA0019	Nut	65	X-14	PWS-CA0006	Spring Washer (φ6)	61	W-7
PSC-AC0009	Screw (M5×0.8 L=17)	35	K-36	PSN-AA0019	Nut	69	Z-44	PWS-CA0008	Spring Washer	65	X-5
PSC-AC0009	Screw (M5×0.8 L=8)	35	K-42	PSN-AA0032	Nut	67	Y-12	PWS-CA0008	Spring Washer	65	X-29
PSC-AC0009	Screw (M6)	27	H-14	PSN-DA0001	Nut	65	X-17	PWS-CA0008	Spring Washer	69	Z-35
PSC-AC0010	Screw (M5×0.8 L=20)	35	K-27	PSN-DA0001	Nut	69	Z-47	PWS-CA0009	Spring Washer	65	X-9
PSC-AC0011	Timing Belt Tension Adjusting Bolt	35	K-38	PSN-DA0002	Nut	65	X-13	PWS-CA0009	Spring Washer	69	Z-39
PSC-AC0012	Screw (M6×P1)	39	M-2	PSN-DA0002	Nut	69	Z-43	PWS-CA0037	Spring Washer	67	Y-14
PSC-AC0013	Screw	37	L-24	PSR-AC0001	E-Ring φ9	21	F-18	SC-000392	Screw(M4×L30)	53	T-22-5
PSC-AC0013	Screw	41	N-10	PSR-AC0002	E-Ring	19	E-26	SC-000683	Screw Ass'y (M4×L10)	53	T-17
PSC-AC0013	Screw	69	Z-10	PSR-AC0002	E-Ring	23	G-7	SC-000683	Screw Ass'y (M4×L10)	53	T-33
PSC-AC0014	Screw (M4×P0.7)	31	J-6	PSR-AC0002	E-Ring	29	I-4	SC-000683	Screw Ass'y For "A"Foot Switch Cover (M4×L10)	59	V-8
PSC-AC0015	Screw (M4×P0.7)	31	J-11	PSR-AC0003	E-Ring	65	X-12	SC-000683	Screw Clamping Cable Ass'y(M4×L10)	59	V-5
PSC-AC0016	Screw (M10×L70)	15	C-13	PSR-AC0003	E-Ring	69	Z-42	SC-000683	Screw IPM (M4×0.7 L=10)	53	T-35
PSC-AC0017	Screw	41	N-20	PSR-AC0004	E-Ring	21	F-44	SC-000683	Screw(M4×L10)	53	T-25
PSC-AC0017	Screw	49	R-14	PSR-AC0005	E-Ring	35	K-37	SC-000684	Screw(M3×L10)	53	T-22-6
PSC-AC0017	Screw	69	Z-22	PSR-AC0005	E-Ring	49	R-28	SC-000684	Screw(M3×L10)	55	T-95
PSC-AC0017	Screw (M6×L20)	49	R-48	PSR-AH0001	Snap Ring	17	D-51	SC-001099	Screw Ass'y I/O Board(M3×L7)	53	T-40
PSC-AC0017	Screw(M5×P0.8 L=10)	47	Q-8	PSR-AH0002	Retaining Ring	17	D-52	SC-001099	Screw(M3×L7)	55	T-93
PSC-AC0017	Screw(M5×P0.8 L=10)	73	Z-8	PTC-AB0001	Handle	51	S-13	SC-0164-2700	Screw (11/64"n=40)	41	N-8
PSC-AC0018	Screw	49	R-6	PTC-AG0001	Cable Tie	67	Y-16	SC-0164-2700	Screw (11/64"n=40)	69	Z-8
PSC-AC0018	Screw	61	W-10	PTC-AG0002	Cable Tie	47	Q-12	SN-000031	Cap Nut	43	O-1
PSC-AC0019	Screw	49	R-42	PTC-AG0002	Cable Tie	73	Z-12	SN-000323	USB Connector Cover Nut	55	T-90
PSC-AC0020	Screw (M6×L20)	41	N-18	PTC-AH0001	Cable Holder(5N)	9	A-49	-	CD Manual	51	S-37
PSC-AC0020	Screw (M6×L20)	69	Z-17	PTC-AH0003	Cable Holder(6N)	39	M-18	-	Sponge	61	W-15
PSC-AC0040	Screw	65	X-4	PTC-AH0005	Cable Holder	67	Y-15				
PSC-AC0040	Screw	69	Z-34	PTL-AB0001	L-Shape Wrench	51	S-8				
PSC-AC0049	Screw	65	X-8	PTL-AB0002	L-Shape Wrench	51	S-8				
PSC-AC0049	Screw	69	Z-38	PTL-AB0003	L-Shape Wrench	51	S-8				
PSC-AC0054	Screw	65	X-28	PTL-AB0004	L-Shape Wrench	51	S-8				
PSC-AC0054	Screw	71	Z-58	PTL-AB0005	L-Shape Wrench	51	S-8				
PSC-AC0058	Screw (M6, L=12)	61	W-6	PTL-BA0001	Driver(L)	51	S-3				
PSC-AC0071	Bolt	67	Y-7	PTL-BA0002	Driver(M)	51	S-2				
PSC-AC0075	Bolt	67	Y-13	PTL-BA0002	Driver(S)	51	S-1				
PSC-AC0115	Screw	65	X-23	PTL-CB0001	Spanner	51	S-4				
PSC-AC0115	Screw	69	Z-53	PWS-AA0001	Thrust Bearing Washer(AS1730)	17	D-50				
PSC-AC0130	Bolt	67	Y-10	PWS-AA0002	Washer	23	G-36				
PSC-AC0141	Bolt	67	Y-11	PWS-AA0002	Washer	33	J-56				
PSC-BA0001	Screw	29	I-26	PWS-AA0002	Washer	33	J-60				
PSC-BB0001	Screw	43	O-30	PWS-AA0002	Washer	67	Y-9				
PSC-BB0001	Screw	65	X-39	PWS-AA0004	Washer	13	B-20				
PSC-BB0001	Screw	71	Z-65	PWS-AA0004	Washer	13	B-22				
PSC-BB0022	Screw	65	X-26	PWS-AA0004	Washer	27	H-34				
PSC-BB0022	Screw	71	Z-56	PWS-AA0005	Washer	29	I-28				
PSC-BH0001	Screw (M3×0.5 L=4)	15	C-25	PWS-AA0006	Washer	23	G-48				