



PARTS BOOK

SPS/B-2516 Series

Electronically Controlled
Pattern Sewing Machine
For Middle Sized Sewing
Goods
(Direct Drive Type)

PME-140423

Information

A. Parts Book 구성

Structure of Part Book

① **A** Arm, Bed & Machine Body Mechanism
팔, 침대 및 의장품 관계

②

③

④ ⑤ ⑥ ⑦ ⑧ ⑨

Ref. No.	Parts No.	Note	Name of Parts	중 명	Q'ty	Assembly No.
A-1	01-12841-03		Arm	팔	1	
A-2	01-10073-06		Bed	침대	1	
A-4	01-02120-00		Face Plate	면판	1	
A-5	01-02044-12M		Face Plate Gasket	면판 가스켓	1	
A-6	01-1174-4122		Screw(L)1/84*mm2	볼트	10	
A-7	01-11011-123D		Rubber Cap For Face Plate	면판 고무캡	2	
A-9	01-00194-123D		Caution Sticker	경고 스티커	1	
A-8	01-011973-00		Thermap Layer Cover	발열기 피막	1	
A-10	01-02020-00		Screw(S)1/84*mm2	볼트(S)1/84*mm2	1	
A-11	01-017461-00		Bed Cover(L)	침대 커버(좌)	1	
A-12	01-01441-123M		Bed Cover(Gasket,L)	침대 커버 가스켓(좌)	1	
A-13	01-02643-123D		Screw(L)1/84*mm2	볼트(L)1/84*mm2	14	
A-13-1	45-0244-1000		Washer	와셔	2	
A-14	01-01750-00		Bed Cover(S)	침대 커버(우)	1	
A-15	01-017461-123M		Bed Cover(Gasket,R)	침대 커버 가스켓(우)	1	
A-16	4402011-100M		Tank Rubber Cap	고열 탱크 고무캡	1	
A-17	01-02074-123D		Thread Guide with Three Poles	세극을 안내하는 가이드	15Set	
A-19	01-02031-123D		Thread Guide(L)	가이드 실리(좌)	1	
A-20	01-02032-123D		Thread Guide(R)	가이드 실리(우)	3	
A-21	01-01000-123D		Thread Guide(S)	가이드 실리	1	
A-22	01-016431-00		Arm Thread Guide Assy	팔용 실리(L) 실리(우)	1	
A-23	11-01751-750D		Nut	너트	1	
A-24	01-02031-123M		Thread Guide(L)	실리(좌)(H)	1	
A-25	0102070-100M		Silicon Tank Assy	실리콘 탱크 용접부	15Set	
A-26	0102065-100M		Silicon Tank	실리콘 탱크	1	
A-27	0102066-100M		Silicon Oil Window	실리콘 유량 창	1	
A-28	0102401-100M		Silicon Part	실리콘 부품 용접	1	
A-29	01-013031-00		Part for Silicon Oil Supply	실리콘 공급 부품 실리	1	
A-30	01-016431-00		Screw(L)1/84*mm2	볼트(S)	1	
A-31	04-02411-123D		Arm Upper Part Rubber Cap	팔용 상부 고무 캡	2	
A-33	04-02101-120M		Needle Bar Rubber Cap	바늘봉 고무 캡	4	
A-34	01-04211-042L		Rubber Cap(L)	고무캡(좌)	4	
A-35	44-02111-7400		Rubber Cap(S)	고무캡(우)	7	
A-36	01-01751-123M		Bed Rubber	침대 고무	1	
A-37	01-019817-00		Welder (Sticker,M)	고열 스티커-중형용	1	
A-38	01-019818-00		M Welder (Sticker,L)	고열 스티커-대형용	1	
A-39	01-019819-00		L Welder (Sticker,L)	고열 스티커-대형용	1	
A-40	01-019820-00		K Welder (Sticker,R)	고열 스티커-대형용	1	
A-41	01-02110-123D		Tap Cover	타프 커버	2	
A-42	01-02114-123M		Tap Cover	타프 커버	1	
A-43	41-0114-120M		Silobin Winder Assy	실리(좌)	15Set	
A-44	41-02011-120M		Silobin Winder (Base Assy)	실리(좌) 베이스	1	
A-45	41-0205A-120M		Silobin Winder (Shaft)	실리(좌) 샤프트	1	
A-46	01-02051-00	S. Color	Sticker(S)	색 표시 스티커	1	
A-47	01-02052-750D		Screw(S)	볼트(S)	1	
A-48	41-02061-120M		Silobin Winder	실리(좌) 리본	1	
A-49	01-0104-550T		Screw(L)1/84*mm2	볼트(S)	2	
A-50	41-02081-120M		Silobin Winder Action Ring	실리(좌) 리본 링	1	
A-51	41-02091-120M		Silobin Winder (Rubber Ring)	실리(좌) 리본 고무링	1	
A-52	41-02101-120M		Silobin Winder	실리(좌) 리본	1	
A-53	41-02111-120M		Silobin Winder Adjusting Plate	실리(좌) 조정판	1	
A-54	01-01130-123D		Screw(L)1/84*mm2	볼트(L)1/84*mm2	1	
A-55	01-01194-123D		Washer	와셔	1	
A-56	41-02131-120M		Silobin Winder (Shaft)	실리(좌) 샤프트	1	
A-57	41-02141-120M		Silobin Winder Adjusting Term	실리(좌) 조정판	1	
A-58	01021501-4113		Screw(M)4x2.7	볼트(S)	1	

Note: P= Heavy Material(중형용), M=Medium Material(중형용), M= Pneumatic Heavy Material(공압식 중형용)
L= Light Material(대형용), K=Roll Material(롤트), EL=Large Shuttle Model(대 시틀 모델)

①:관계 별 고유 코드

Unique code by mechanism

②:관계 별 고유 명칭

Unique name by mechanism

③:관계도

Explode view

④Ref.No.:파트별 고유 식별 번호

Unique identification number by part

⑤Parts No.:고유 제품 코드

Unique Product code

Ex)

구분 Category	Code	비고 remarks
구 부품 Old part	01-030C-1230	
신 부품 New Part	AS-000000-00	조(組) 파트 Set parts
	GP-000000-00	기구적 파트 Instrumental parts
	EP-000000-00	전기적 파트 Electrical parts

⑥Note:공지사항 표기 및 메모

Refers to notice and memo

⑦품

명:파트의 고유 품명

Name of Part:Unique name of parts

⑧Q'ty :파트의 수량

The number of parts

⑨Assembly no.:조(組) 파트의 식별 번호

Unique identification number by set part

Warning

1. 조에 속한 파트는 개별 조립 시 제품의 파손 또는 재봉 불량 발생될 수 있어 해당 파트에 대한 주문 시에는 조 품목으로만 구입이 가능합니다.
2. 본 책자는 Parts Book으로 제작되었으므로 매뉴얼로 사용 불가합니다.
3. 사전 예고 없이 사양이 변경 될 수도 있습니다.

1. The parts classified as ass'y items may cause damage to the machine or bad sewing when they are separately assembled. Hence, when they are ordered, they can be purchased as ass'y items only.
2. This is a parts book. It cannot be used as a manual.
3. Parts are Subject to change in Design Without Prior Notice.

Note

- 썬스타 제품의 부품은 아래 인터넷주소로 접속하시어 신청할 수 있습니다.
<http://www.sunstarcs.com>
- 가입된 회원께서는 썬스타 포탈 사이트에 로그인후 필요한 부품을 신청할 수 있습니다.
- 부품관리-발주관리-발주등록 항목에서 부품번호와 신청수량을 입력하여 등록하시면 발주가 됩니다.
- 부품번호를 모르시는 경우 파츠북 조회를 클릭하시고 사용하는 기종을 검색하여 선택하시면 해당 기종의 파츠북을 조회할 수 있습니다.
- 파츠북은 관계별로 구분되어 있으며 관계를 알고 있다면 부품 찾기가 용이합니다.

- You can make an order for the parts of Sunstar machine to connect internet address.
<http://www.sunstarcs.com>
- You can request for parts you want after login if you are a registered member.
- In parts Management - Order Management - Order Registration entry, you can place an order by entering the part number and quantity.
- If you don't know the parts number, click the parts book menu bar.
In a download list, you can read parts book by searching model you use.
- This parts book is classified by the mechanism, therefore you can find part easily.

Pattern S/M Model 패턴 기종구분

SPS/B-2516-HS-20

Sunstar Pattern System
썬스타 패턴 시스템

Series
시리즈

Sewing Area
봉제범위 구분
(X) x 10mm
(Y) x 10mm

Material Type 용도 구분
G:General Material (일반용)
H:Heavy Material (후물용)
E:Extra Heavy (극후물용)

Feed Frame Type
피이드 판 구분

20:Pneumatic mono-lithic feeding
Frame(공압식 일체형 피이드 판)
20(H):Pneumatic Hook Type Cloth
Feeding Frame
(공압식 후크형 피이드 판)
22:Pneumatic Separately-Driven
feeding frame
(공압식 분리형 피이드 판)

Stitch Type 사양 구분

S:Standard Stitch
P:Perfect Stitch

CONTENTS

목 차

A	Machine Body(1) Arm & Machine Body Parts 외장관계(1) 암 및 외장품 관계	8
B	Machine Body(2) Bed & Machine Body Parts 외장관계(2) 베드 및 외장품 관계	12
C	Machine Body(3) Cover & Machine Body Parts 외장관계(3) 커버 및 외장품 관계	14
D	Upper Shaft Mechanism 상축 관계	16
E	Bobbin Winder & Hand Pulley Mechanism 실감기 및 핸드 풀리 관계	18
F	Lower Shaft Mechanism 하축 관계	20
G	Presser Foot Mechanism 노루발 관계	22
H	Thread Release & Thread Tension Mechanism 실늦추기 및 실 장력 조절 관계	26
I	Wiper Mechanism 와이퍼 관계	28
J	Thread Trimming Mechanism 사절 관계	30
K	X-Y Mechanism(1) X-Moving Mechanism X-Y 관계(1) X-이송 관계	34
L	X-Y Mechanism(2) Y-Moving Mechanism X-Y 관계(2) Y-이송 관계	36
M	Sensor Mechanism 센서 관계	38
N	Cloth Feed Mechanism Cloth 피이드 관계	40
O	Pneumatic Hook Cloth Feed Mechanism 공압식 훅크형 Cloth 피이드 관계	42
P	Lubrication Mechanism 급유 관계	44
Q	Pneumatic Mechanism 공압 관계	46
R	Table & Thread Stand 테이블 및 실패꽃이 관계	48
S	Accessories 액세서리 관계	50
T	Control Box Mechanism 컨트롤 박스 관계	52
U	Operation Unit Mechanism 오퍼레이션 유니트 관계	56
V	Pedal Mechanism 페달 관계	58

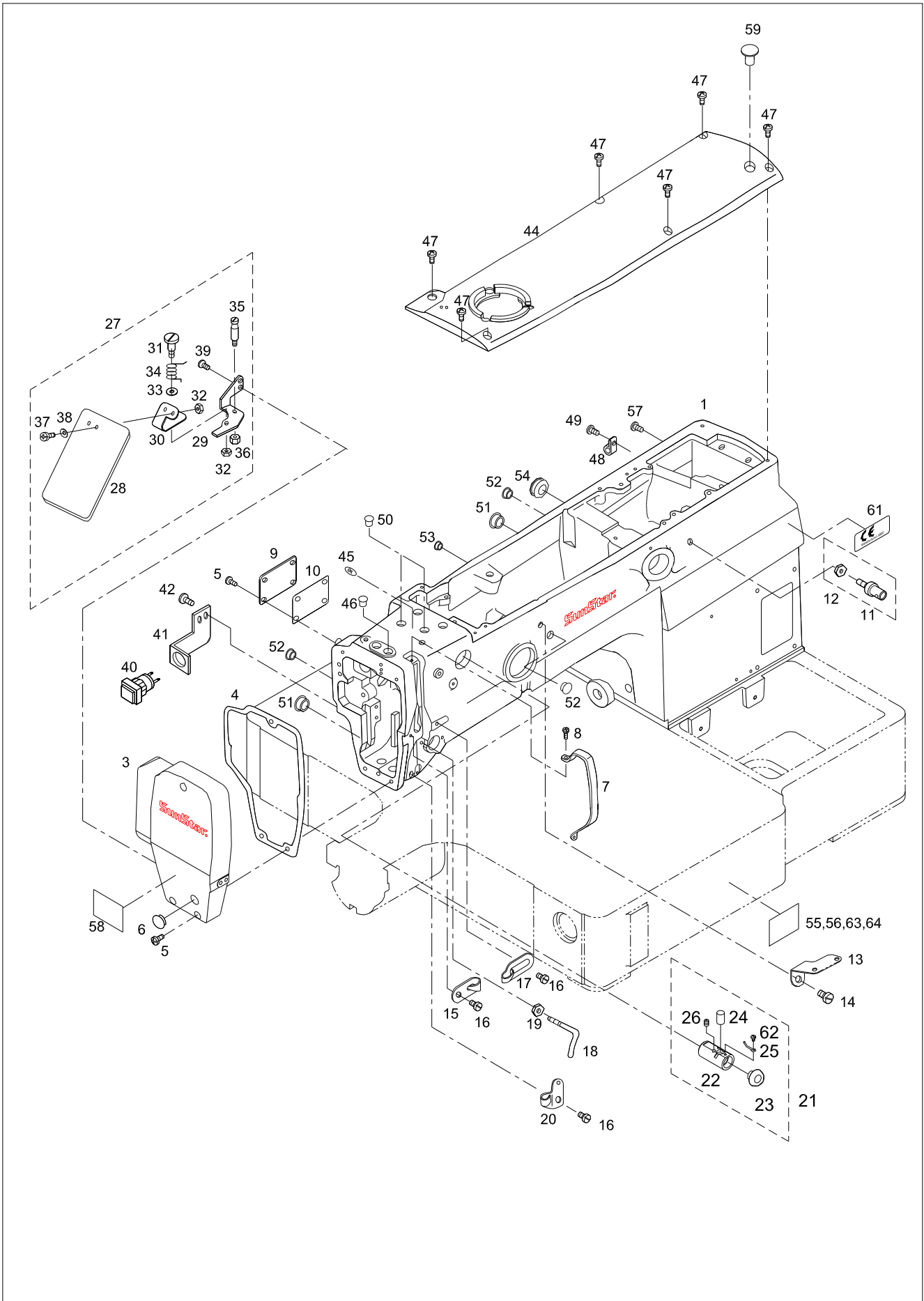
W	Pneumatic Separately-Driven Feeding Frame Mechanism - SPS/B-2516-HS-22..... 60	60
	공압식 분리형 피이드 판 관계	
	① Cloth Feed Mechanism	
	Cloth Feed 관계	
	② Pneumatic Mechanism	
	공압관계	
	③ Pedal Mechanism	
	페달관계	
X	Cap Visor Clamp Device (option) 66	66
	모자챙 클램프 장치(선택사양)	
Y	2 Step Palette Feed Mechanism (option) 70	70
	2단 팔레트 피이드 관계 (선택사양)	
Z	Barcode Reader Mechanism (option) 72	72
	바코드 리더기 관계 (선택사양)	
a	Pneumatic Hook Type Cloth Feed Mechanism - SPS/B-2516-GS(HS)-20(H)..... 74	74
	공압식 후크형 피이드 관계 - SPS/B-2516-GS(HS)-20(H)	
	① Cloth Feed Mechanism	
	Cloth Feed 관계	
	② Pneumatic Mechanism	
	공압관계	
	Index 80	80
	인덱스	

Ref. No.	Parts No.	Note	Name of Parts	품 명	Q'ty	Applied Period
A-1	CAB-AA000306		Arm	아암	1	Sep.26.12
	CAB-AA000304		Arm	아암	1	Jun.11.10
	CAB-AA000301		Arm	아암	1	Oct.08.09
A-3	CMB-LA001001		Face Plate	면판	1	
A-4	CMB-FC000602		Face Plate Gasket	면판 가스켓	1	Mar.08.12
A-5	DSC-BJ000200		Screw (11/64"n=40)	고정나사	7	
A-6	DPK-CB000200		Rubber Cap for Face Plate	면판 고무마개	2	
A-7	CMB-LA000100		Thread Take Up Cover	실채기 커버	1	
A-8	DSC-BJ000300		Screw (9/64"n=40)	침나사	1	
A-9	CMB-LB000100		Left Cover	좌측 커버	1	
A-10	CMB-FC000200		Left Cover Gasket	좌측 커버 가스켓	1	
A-11	CMB-HK000800		Thread Guide A	실안내(A)	1(조)	
A-12	DSN-AA000400		Nut (15/64"n=28)	너트	1	
A-13	CMB-HK000900		Thread Guide B	실안내(B)	1	
A-14	DSC-BF000400		Screw (15/64"n=28 L=7)	고정나사	1	
A-15	CMB-HK000200		Thread Guide (L)	실안내(좌)	1	
A-16	DSC-BA000100		Screw (9/64"n=40)	고정나사	3	
A-17	CMB-HK000600		Thread Guide (R)	실안내(우)	1	
A-18	CMB-HK001100		Arm Thread Guide	암 실안내 곁이	1	
A-19	DSN-AA001000		Arm Thread Guide Nut	암 실안내 곁이 너트	1	
A-20	CMB-HK000700		Thread Guide (L)	실안내(하)	1	
A-21	AMB-PS000200		Silicon Tank Ass'y	실리콘 급유 탱크(조)	1Set	
A-22	CMB-JB000100		Silicon Tank	실리콘 탱크	1	
A-23	CMB-JJ000100		Silicon Oil Window	실리콘 유창	1	
A-24	CMB-JL000101		Silicon Felt	실리콘 급유 탱크 헬트	1	
A-25	CMB-BH000100		Felt Holder for Silicon Oil Supply	실리콘 급유 탱크 헬트 잡이	1	
A-26	DSC-CB000300		Screw (11/64"n=40)	침나사	1	
A-27	01S043S-306H		Safety Plate Ass'y	안전판(조)	1Set	
A-28	CMB-BJ000100		Safety Plate	안전판	1	
A-29	CMB-BB000100		Safety Bracket	안전판 브라켓	1	
A-30	CMB-BG000100		Safety Plate Holder	안전판 홀더	1	
A-31	DSC-FA000100		Safety Plate Hinge Screw	안전판 단나사	1	
A-32	DSN-AA000300		Nut (11/64"n=40)	너트	2	
A-33	DWS-AA000400		Washer	와셔	1	
A-34	DSP-AC000100		Safety Plate Spring	안전판 스프링	1	
A-35	DSC-HD000100		Safety Plate Spring Hook	안전판 스프링 곁이	1	
A-36	DSN-AA000200		Nut (3/16"n=28)	너트	1	
A-37	DSC-BJ000200		Screw (11/64"n=40)	침나사	2	
A-38	DWS-AA000500		Washer	와셔	2	
A-39	DSC-BJ000200		Screw (11/64"n=40)	침나사	2	
A-40	GP-019553-00		Emergency Switch	비상 스위치	1	
A-41	CMB-BB000200		Emergency Switch Bracket	비상 스위치 브라켓	1	
A-42	DSC-BJ000200		Screw (11/64"n=40)	침나사	2	
A-44	CMB-LA000200		Top Cover	윗 뚜껑	1	
A-45	CMB-LD000100		Oil Sticker	오일 스티커	1	
A-46	DPK-CB000400		Needle Bar Rubber Cap (d=φ8.3)	바늘대 고무마개	1	
A-47	DSC-BF000300		Screw (3/16"n=28)	고정나사	6	
A-48	PTC-AH000100		Cable Holder(5N)	케이블 홀더(5N)	5	
A-49	DSC-BJ000200		Screw (11/64"n=40)	고정나사	5	
A-50	DPK-CB000400		Arm upper Part Rubber Cap (d=φ12)	아암 상부 고무마개	1	
A-51	DPK-CB000100		Arm Rubber Cap(L) (d=φ16)	아암 고무마개(大)	2	
A-52	DPK-CB000200		Arm Rubber Cap(M) (d=φ10.5)	아암 고무마개(中)	3	
A-53	DPK-CB000700		Arm Rubber Cap(S) (d=φ8.3)	아암 고무마개(小)	1	
A-54	DPK-CB000601		Air Hose Guide Rubber	에어호스 가이드 고무	1	Jul.06.11
A-55	CMB-LD000400		Model Mark (HS-20)	모델 마크 (후물용)	1	
A-56	GP-009252-00		Model Mark (GS-20)	모델 마크 (일반용)	1	
A-57	DSC-BF000500		Earth Screw (11/64"n=40)	어스나사	1	

A

Machine Body (1) Arm & Machine Body Parts

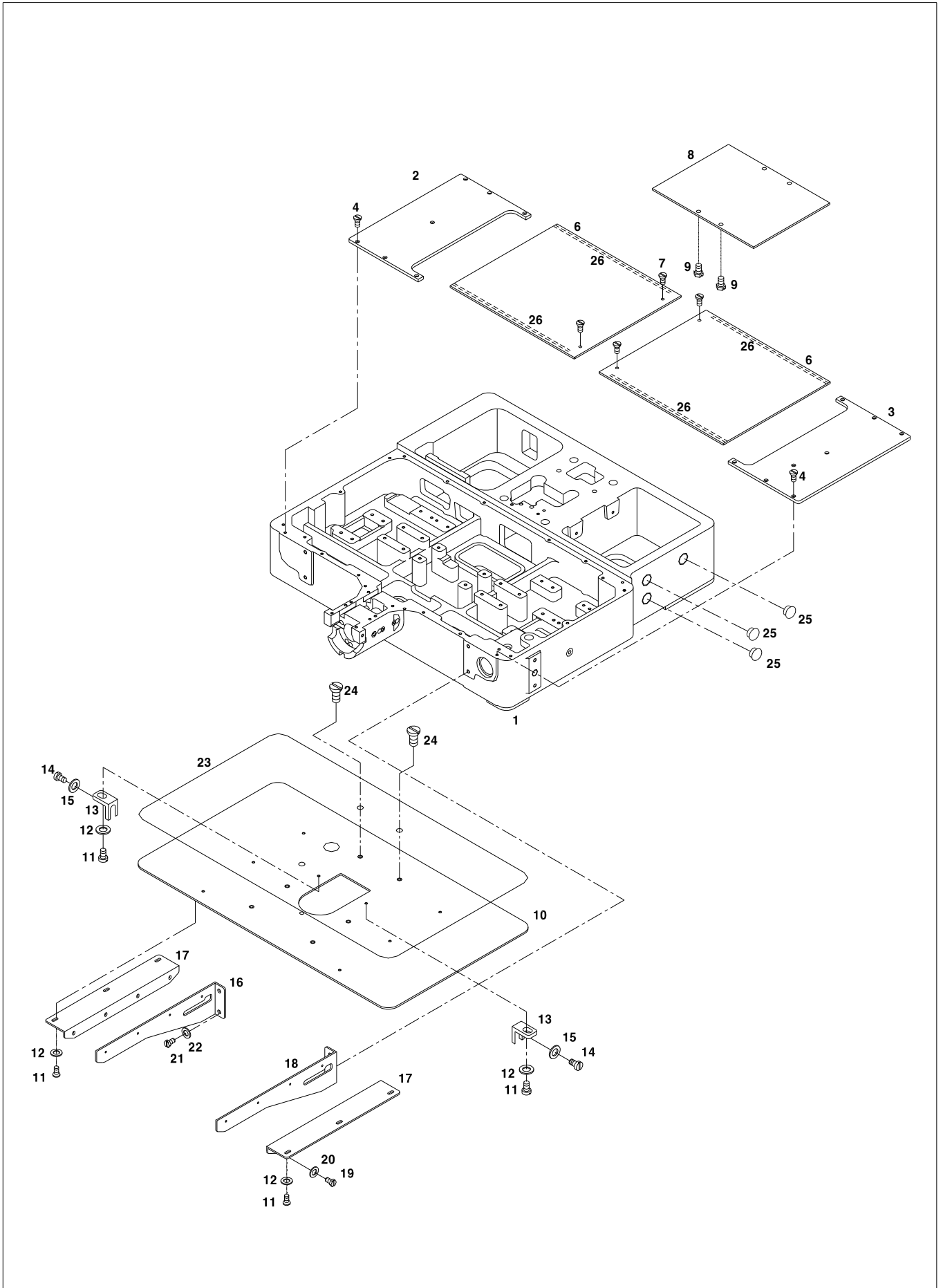
외장 관계(1) 암 및 외장품 관계



B

Machine Body (2) Bed & Machine Body Parts

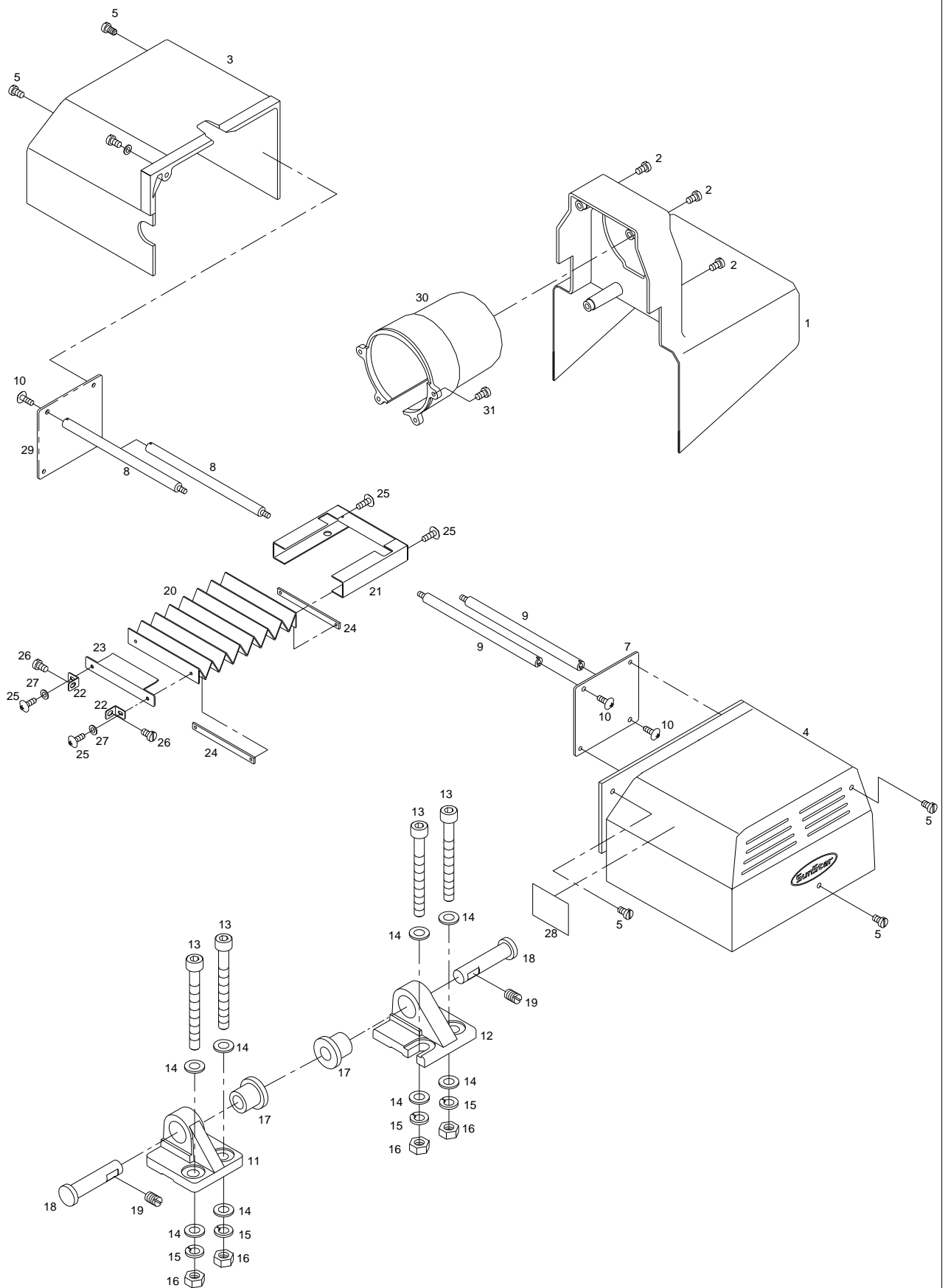
외장 관계(2) 베드 및 외장품 관계

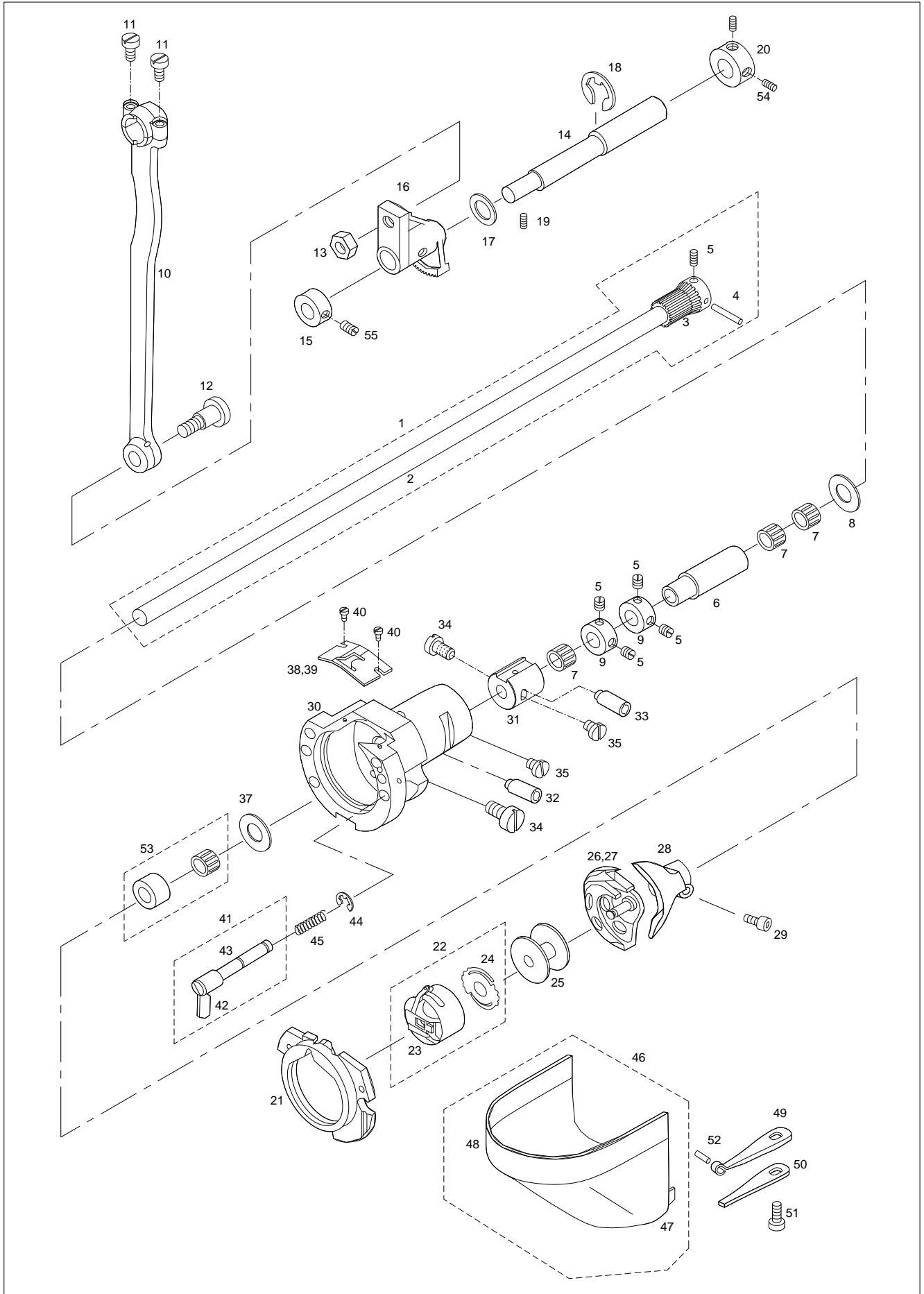


C

Machine Body (3) Cover & Machine Body Parts

외장관계 (3) 커버 및 외장품 관계

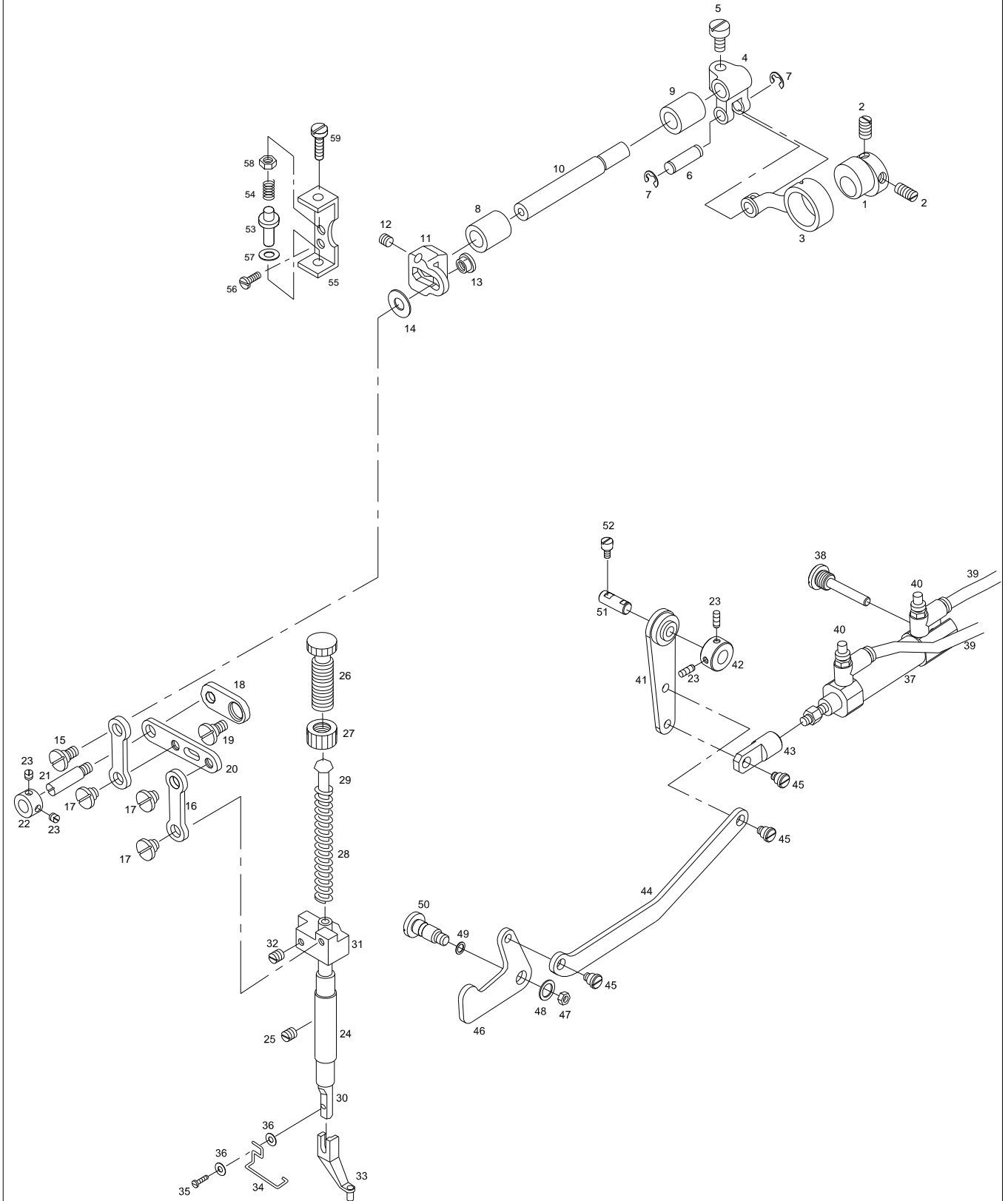






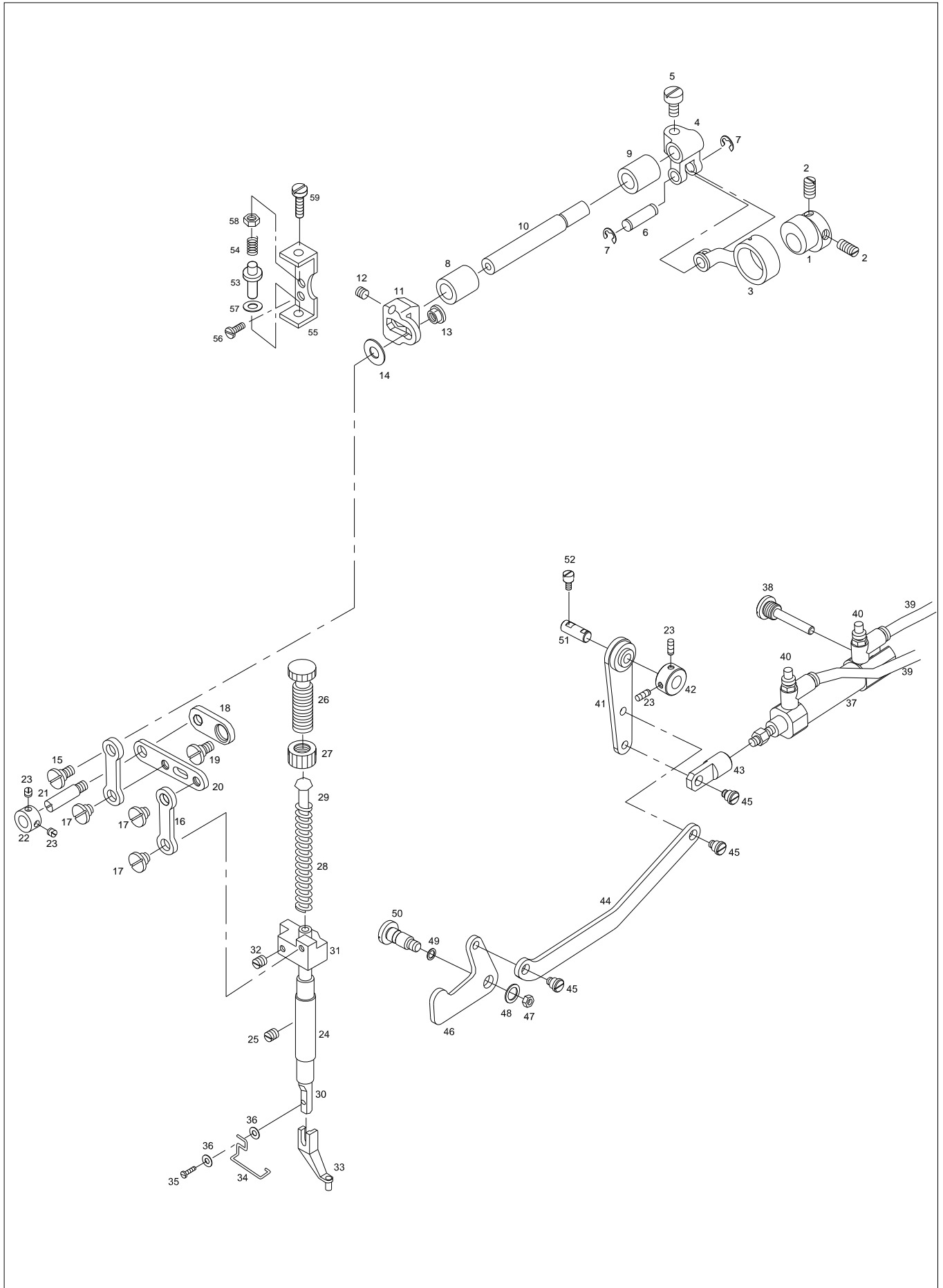
Ref. No.	Parts No.	Note	Name of Parts	품 명	Q'ty	Applied Period
F-1	ALS-PS000100		Lower Shaft Ass'y	하축 (조)	1	
F-2	CLS-KC000100		Lower Shaft	하축	1	
F-3	DGR-AA000100		Lower Shaft Gear	하축기어	1	
F-4	PPN-AA000100		Pin	평행핀(φ3×L19.5)	1	
F-5	DSC-CB000600		Screw (11/64"n=40)	고정나사	5	
F-6	DBS-DA000500		Lower Shaft Rear Bushing	하축 후 붓싱	1	
F-7	PBR-BA000300		Needle Bearing (KT81110)	니들 베어링	3	
F-8	DWS-AA000800		Thrust Washer	트러스트 와셔	1	
F-9	DCL-AA000400		Lower Shaft Collar	하축 카라	2	
F-10	07S111S-306H		Crank Rod	크랭크 로드	1	
F-11	DSC-BJ000400		Screw (11/64"n=40)	첨나사	2	
F-12	DSC-FB000100		Crank Rod Hinge Screw	크랭크 로드 단나사	1	
F-13	DSN-AA000500		Nut (1/4"n=40)	너트	1	
F-14	CLS-KH000100		Oscillator Shaft	오실레이터 축	1	
F-15	DCL-AA000200		Oscillator Shaft Collar(L)	오실레이터 축 카라(좌)	1	
F-16	DGR-AA000200		Oscillator Shaft Gear	요동축 기어	1	
F-17	DWS-AA000700		Washer	와셔	1	
F-18	PSR-AC000100		E-Ring φ9	E-링 (호칭경 9)	1	
F-19	DSC-CB000500		Screw (15/64"n=28)	고정나사	1	
F-20	DCL-AA000301		Oscillator Shaft Collar(R)	오실레이터 축 카라(우)	1	May.22.12
F-21	CHK-HQ000101		Shuttle Race Ring	셔틀 레이스 링	1	Jan.12.11
F-22	CHK-HC000100		Bobbin Case Ass'y	보빈 케이스(조)	1Set	
F-23	07S024S-306H		Bobbin Case	보빈 케이스	1	
F-24	07S025S-306H		Bobbin Plate Spring	보빈 판 스프링	1	
F-25	CHK-HB000100		Bobbin	보빈	1	
F-26	CHK-HA000100	HS	Shuttle(H)	셔틀(후물용)	1	
F-27	07S029S-306G	GS	Shuttle(G)	셔틀(일반용)	1	
F-28	07S130S-306H		Shuttle Driver	셔틀드라이브	1	
F-29	PSC-AC000300		Screw (M4×P0.7)	첨나사	1	
F-30	CHK-BD000100		Shuttle(L)	셔틀(大)	1	
F-31	DBS-DA000600		Middle Bushing for Lower Shaft	하축 중붓싱	1	
F-32	CHK-CH000100		Shuttle(L) Adjusting Shaft	셔틀(大) 조절축	1	
F-33	CHK-CH000100		Shuttle Race Adjusting Shaft	셔틀 레이스 조절축	1	
F-34	DSC-BF000800		Screw (15/64"n=28)	첨나사	2	
F-35	DSC-BF000900		Screw (11/64"n=40)	첨나사	2	
F-37	DWS-AA000300		Shuttle Bearing Washer	셔틀 베어링 와셔	1	
F-38	CHK-BJ000100		Plate for Separating Upper Thread(H)	윗실 분리 판(후물용)	1	
F-39	CHK-BJ000300		Plate for Separating Upper Thread(G)	윗실 분리 판(일반용)	1	
F-40	DSC-BF001300		Screw (3/32"n=56)	첨나사	2	
F-41	AHK-PS000100		Inner Hook Presser Shaft Ass'y	속가마 누름축(조)	1Set	
F-42	CHK-BJ000200		Inner Hook Presser Plate	속가마 누름대	1	
F-43	CHK-KZ000100		Innner Hook Presser Shaft	속가마 누름축	1	
F-44	PSR-AC000400		E-Ring	E 링 (호칭경 3)	2	
F-45	DSP-AA000600		Inner Hook Spring	속가마 압력 스프링	2	
F-46	AMB-PS000600		Hook Cover Ass'y	훅 커버(조)	1Set	
F-47	CMB-BB000900		Hook Cover Hinge	훅 커버 힌지	1	
F-48	CMB-LA001400		Hook Cover	훅 커버	1	
F-49	DSP-AD000100		Hook Cover Plate Spring A	훅 커버 판 스프링 A	1	
F-50	DSP-AD000200		Hook Cover Plate Spring B	훅 커버 판 스프링 B	1	
F-51	DSC-BJ000200		Screw (11/64"n=40)	첨나사	1	
F-52	PPN-AF000300		Spring Pin (φ2×l9.8)	스프링 핀	1	
F-53	PBR-BA000200		Needle Roller Bearing	니들 롤러 베어링	2	
F-54	DSC-CB000400		Screw	첨나사	2	
F-55	DSC-CB000700		Screw	첨나사	6	

Note: HS → Heavy Material (후물용)
GS → General Material (일반용)



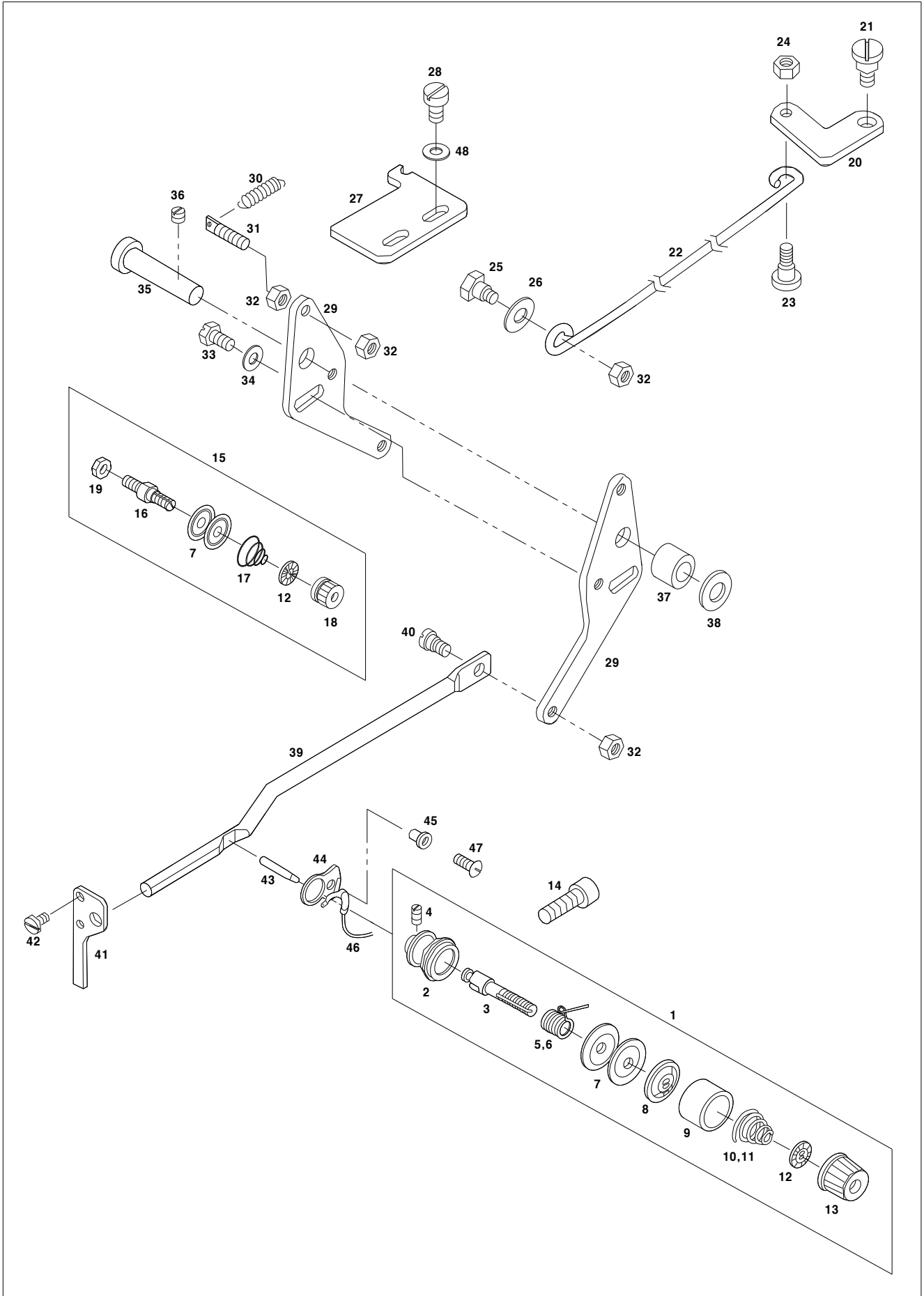


Ref. No.	Parts No.	Note	Name of Parts	품 명	Q'ty	Applied Period
G-1	CPB-DC000101		Presser Cam	노루발 구동캠	1	Sep.17.12
G-2	DSC-CB000400		Screw (1/4"n=40)	첼나사	2	
G-3	CPB-CC000100		Presser Cam Connecting Rod	노루발 구동캠 연결로드	1	
G-4	CPB-CB000100		Presser Fork Crank	노루발 포크 크랭크	1	
G-5	DSC-BF000700		Screw (15/64"n=28)	첼나사	1	
G-6	DPN-AA000300		Presser Cam Connecting Rod Pin	노루발 구동캠 연결로드 핀	1	
G-7	PSR-AC000200		E-Ring	E-링 (호칭경 5)	2	
G-8	DBS-DA001000		Presser Shaft Bushing A	노루발 구동축 붓심 A	1	
G-9	DBS-DA001100		Presser Shaft Bushing B	노루발 구동축 붓심 B	1	
G-10	CPB-KF000100		Presser Shaft	노루발 구동축	1	
G-11	CPB-CB000202		Presser Adjusting Arm	노루발 조절 아암	1	Feb.03.12
	CPB-CB000201		Presser Adjusting Arm	노루발 조절 아암	1	Nov.17.11
G-12	DSC-CB000400		Screw (1/4"n=40)	첼나사	2	
G-13	DSN-CF000100		Presser Adjusting Arm Nut	노루발 조절 아암 너트	1	
G-14	DWS-AA013000		Washer	와셔	1	
G-15	DSC-FA000500		Presser Adjusting Arm Hinge Screw	노루발 조절 아암 단나사	1	
G-16	CPB-CA000200		Presser Link	노루발 링크	2	
G-17	DSC-FA000400		Presser Link Hinge Screw	노루발 링크 단나사	3	
G-18	CPB-CA000100		Position Link	위치 링크	1	
G-19	DSC-FA000300		Position Link Hinge Screw	위치링크 고정 단나사	1	
G-20	CPB-CA000300		Presser Driving Link	노루발 운동 링크	1	
G-21	DSC-FF000100		Presser Driving Link Hinge Screw	노루발 운동 링크 고정 단나사	1	
G-22	DCL-AA000400		Presser Driving Link Collar	노루발 운동 링크 카라	1	
G-23	DSC-CA000400		Screw (11/64"n=40 L=5)	첼나사	4	
G-24	DBS-DA000900		Presser Bar Bushing	누름대 붓심	1	
G-25	DSC-CB000300		Screw (11/64"n=40)	첼나사	1	
G-26	DSC-HA000100		Presser Adjusting Screw	압력 조절 나사	1	
G-27	DSN-CC000100		Nut for Presser Adjusting Screw	압력 조절 나사 첼 너트	1	
G-28	DSP-AA000200		Presser Adjusting Spring	압력 조절 스프링	1	
G-29	CPB-KC000100		Presser Adjusting Bar	압력 조절봉	1	
G-30	CPB-KB000100		Presser Bar	누름대	1	
G-31	CPB-BF000100		Presser Bar Holder	누름대 잡이	1	
G-32	DSC-BF003100		Screw (11/64"n=40 L=11)	첼나사	1	
G-33	CGA-GC000100		Presser Foot (Option)	노루발	1	
G-34	CPB-BH000100		Finger Guard	핑거가드	1	
G-35	DSC-BB000700		Screw (9/64"n=40 L=9.5)	첼나사	1	
G-36	DWS-AA001100		Washer	와셔	2	
G-37	PPP-CA000200		Presser Foot Cylinder	노루발 올림 실린더	1	
G-38	DSC-FH000100		Hinge Stud for Presser Foot Cylinder	노루발 실린더 힌지 단나사	1	
G-39	PPP-AD000100		Hose (Ø4)	우레탄 호스 (Ø4)	-	
G-40	PPP-AB000100		Speed Controller	스피드 컨트롤러	2	
G-41	APM-PS000200		Connecting Link for Presser Foot Cylinder	노루발 올림 실린더 연결 링크	1	
G-42	DCL-AA000400		Connecting Link Coller for Presser Foot Cylinder	노루발 올림 실린더 연결 링크 카라	1	
G-43	CPM-BM000100		Knuckle of Presser Foot Cylinder	노루발 실린더 너클	1	
G-44	CPM-CA000200		Connecting Rod for Presser Foot	노루발 올림 연결 로드	1	
G-45	DSC-FA001200		Stud for Presser Link	노루발 링크 단나사	3	
G-46	CPM-CA000100		Lift Link of Presser Foot	노루발 올림 링크	1	
G-47	DSN-AA000400		Nut	너트	1	
G-48	PWS-AA000600		Washer	와셔	1	
G-49	05A049S-811H		O-Ring	O-링	1	
G-50	DSC-FA001700		Stud for Presser Foot Lift Link	노루발 올림 링크 단나사	1	
G-51	DPN-AA000600		Presser Bar Lifter Connecting Shaft	노루발 올림 연결축	1	
G-52	DSC-BF000800		Screw (15/64"n=28)	고정나사	1	
G-53	DPN-BB000100		Position Link Stopper	위치 링크 스토퍼	1	
G-54	DSP-AA000300		Position Link Stopper Spring	위치 링크 스토퍼 스프링	1	
G-55	CPB-BB000100		Position Link Stopper Bracket	위치 링크 스토퍼 브라켓	1	
G-56	DSC-BJ000600		Screw (15/64"n=28)	첼나사	2	



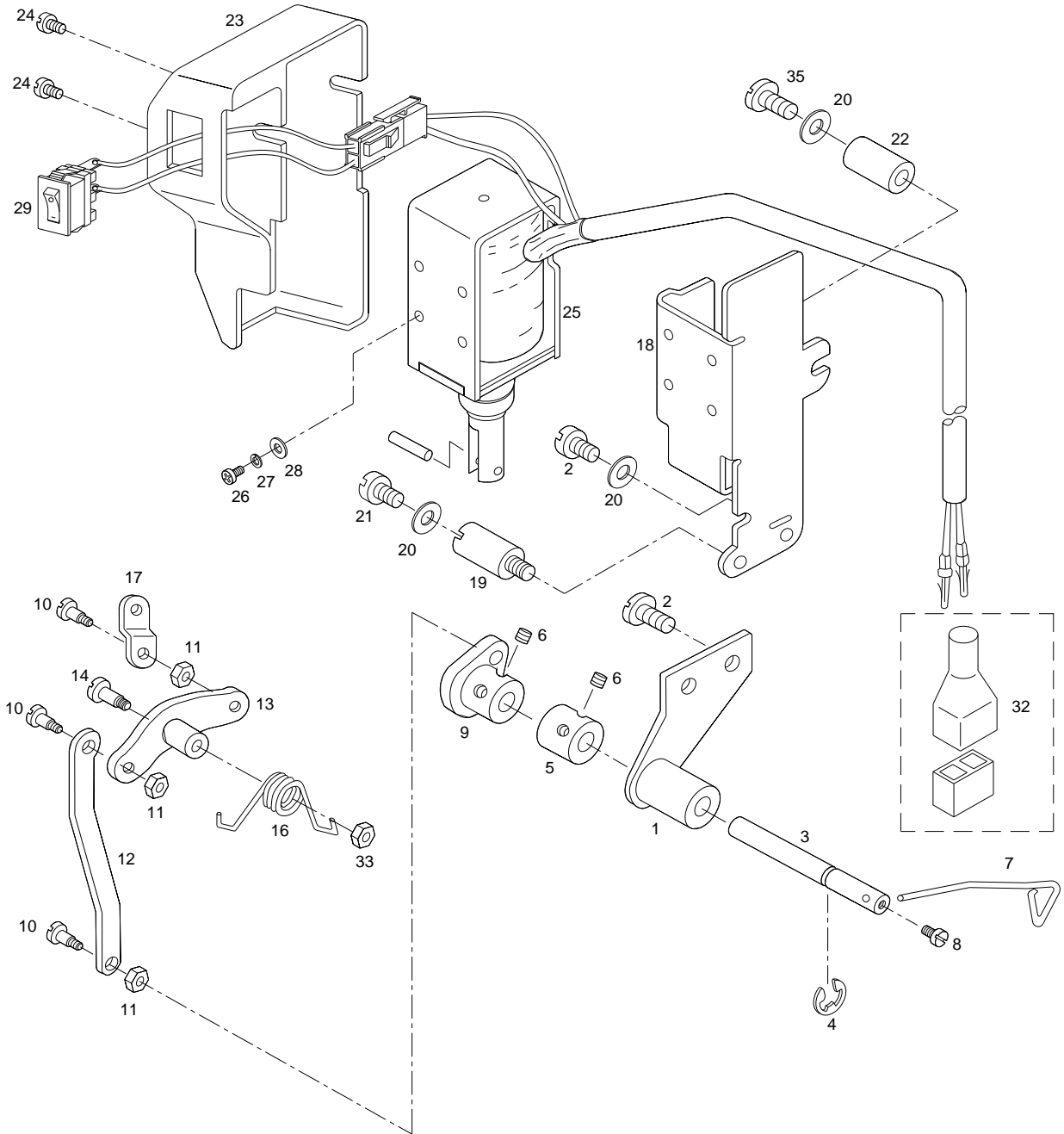
Thread Release & Thread Tension Mechanism

실긋추기 및 실 장력 조절 관계



Wiper Mechanism

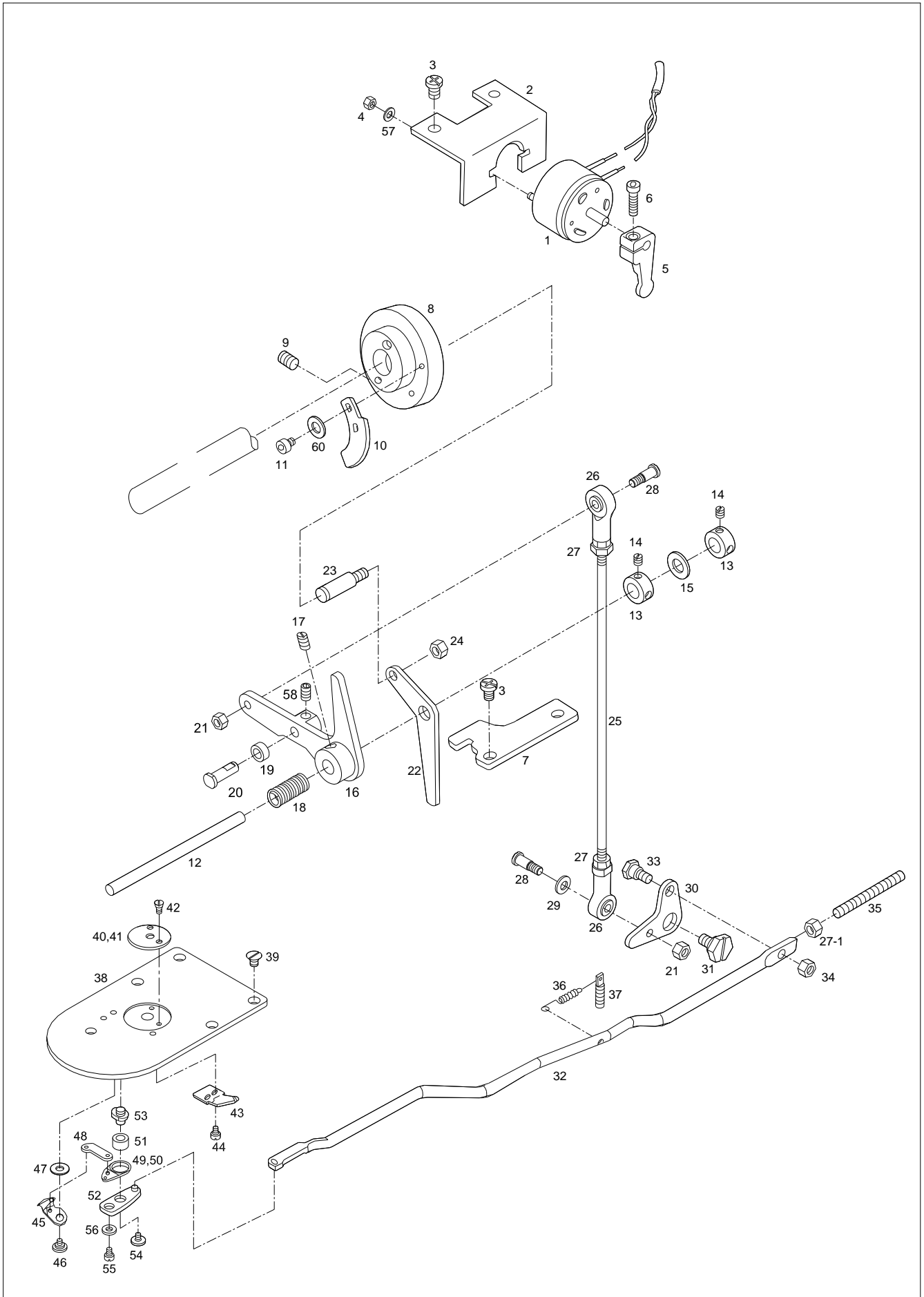
와이퍼 관계



J

Thread Trimming Mechanism

사절 관계





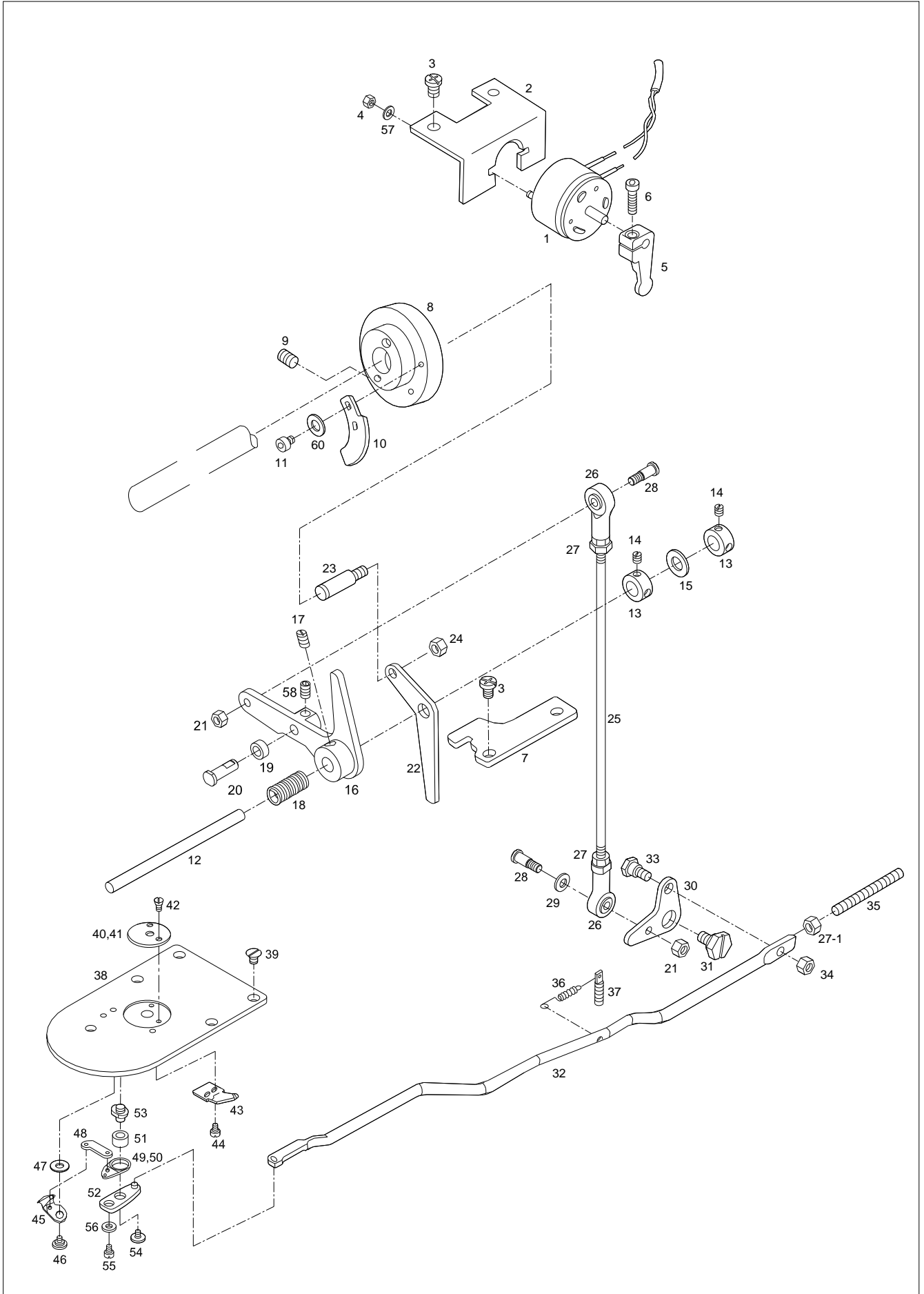
Ref. No.	Parts No.	Note	Name of Parts	품 명	Q'ty	Applied Period
J-1	DSD-AB000100		Thread Trimming Sol. Ass'y	사절 슬레노이드(조)	1Set	
J-2	CTT-BB000101		Thread Trimming Sol. Bracket	사절 슬레노이드 브라켓	1	Nov.23.11
J-3	DSC-BA000500		Screw (3/16"n=28)	침나사	4	
J-4	DSN-AA000400		Nut (3/16"n=28)	너트	2	
J-5	CTT-CM000101		Rotating Link for 1	사절 슬레노이드 회전 링크	1	Mar.08.12
J-6	PSC-AC001400		Screw (M4×P0.7)	침나사	1	
J-7	10S007S-306H		Thread Trimming Driving Link Stopper	사절 구동 링크 스토퍼	1	
J-8	CTT-DG000100		Thread Trimming Cam	사절 캠	1	
J-9	DSC-CB000400		Screw (1/4"n=40)	고정나사	2	
J-10	CTT-BJ000300		Thread Release Notch	실 늦추기 노치	1	
J-11	PSC-AC001500		Screw (M4×P0.7)	침나사	2	
J-12	CTT-KC000100		Thread Trimming Shaft	사절 축	1	
J-13	DCL-AA000400		Thread Trimming Shaft Collar	사절 축 카라	2	
J-14	DSC-CB000700		Screw (15/64"n=28)	고정나사	4	
J-15	CTT-FB000100		Rubber Washer for 12	사절 축 고무 와셔	1	
J-16	CTT-CB000400		Thread Trimming Driving Link Ass'y	사절 구동 링크(조)	1Set	
J-17	DSC-CB000500		Screw (15/64"n=28)	고정나사	1	
J-18	DSP-AA000700		Spring for 12	사절 축 스프링	1	
J-19	CTT-CL000200		Thread Trimming Cam Roller	사절 캠 로울러	1	
J-20	DPN-AD000600		Thread Trimming Cam Roller Shaft	사절 캠 로울러 축	1	
J-21	DSN-AA000900		Nut (11/64"n=40)	너트	2	
J-22	CTT-CM000200		Thread Release Lever	실늦추기 레버	1	
J-23	DSC-GA000100		Thread Release Lever Pin	실늦추기 레버 핀	1	
J-24	DSN-AA000400		Nut (15/64"n=40)	너트	1	
J-25	CTT-CC000500		Thread Trimming Connecting Rod	사절 연결 로드	1	
J-26	PBR-GB000100		Rod End(R)	Rod End "우"	2	
J-27	PSN-AA000200		Nut (M4×P0.8)	너트	2	
J-27-1	PSN-AA000600		Nut (M6×1.0 H=5)	너트(도금)	1	
J-28	DSC-FD000100		Hinge Screw for 25	사절 연결 로드 단나사	2	
J-29	DWS-AA000600		Washer	와셔	1	
J-30	CTT-CB000100		Thread Trimming Connecting Link	사절 연결 링크	1	
J-31	DSC-FB000400		Hinge Screw for 30	사절 연결 링크 단나사	1	
J-32	CTT-CC000100		Thread Trimming Connecting Bar	사절 연결봉	1	
J-33	DSC-FB000300		Hinge Screw for 32	사절 연결봉 단나사	1	
J-34	DSN-AA000800		Nut (3/16"n=28)	너트	1	
J-35	DSC-AA000401		Link Stopper Screw	링크 스토퍼 나사	1	
J-36	DSP-AB000300		Thread Stick Return Spring	사절 연결봉 리턴 스프링	1	
J-37	DSC-HD000200		Spring Hooker	스프링 걸이	1	
J-38	CTT-BJ000200		Needle Plate	침판	1	
J-39	DSC-BC000100		Screw (15/64"n=40)	침나사	4	
J-40	CTT-GL000101		Needle Plate Cover(H)	침판 커버(후물용)	1	Aug.17.12
J-41	CTT-GL000801		Needle Plate Cover(G)	침판 커버(일반용)	1	Aug.17.12
J-42	DSC-BB000300		Screw (M4×P0.5)	침나사	2	
J-43	CTT-NB000100		Fixed Mes	고정메스	1	
J-44	DSC-BF002000		Screw (9/64"n=40)	침나사	2	
J-45	ATT-PS000401		Moving Mes	동메스	1	Aug.16.12
J-46	DSC-FA001801		Hinge Screw for Moving Mes	동메스 단나사	1	
J-47	DWS-AA001700		Washer (t=0.4)	와셔(0.4)	-	
	DWS-AA001800		Washer (t=0.5)	와셔(0.5)	-	
	DWS-AA004000		Washer (t=0.6)	와셔(0.6)	-	
	DWS-AA004100		Washer (t=0.7)	와셔(0.7)	-	
J-48	CTT-CA000100		Moving Mes Link	동메스 링크	1	
J-49	ATT-PS000700		Thread Trimming Lever "B"(H)	사절레버 "B"(후물용)	1	
J-50	GP-009844-00		Thread Trimming Lever "B"(G)	사절레버 "B"(일반용)	1	
J-51	CTT-CL000100		Thread Trimming Lever Ring	사절레버 링	1	
J-52	ATT-PS000600		Thread Trimming Lever "A"	사절레버 "A"	1	
J-53	DSC-FG000101		Thread Trimming Lever Shaft	사절레버 축	1	Dec.16.11

Note: HS → Heavy Material (후물용)
 GS → General Material (일반용)

J

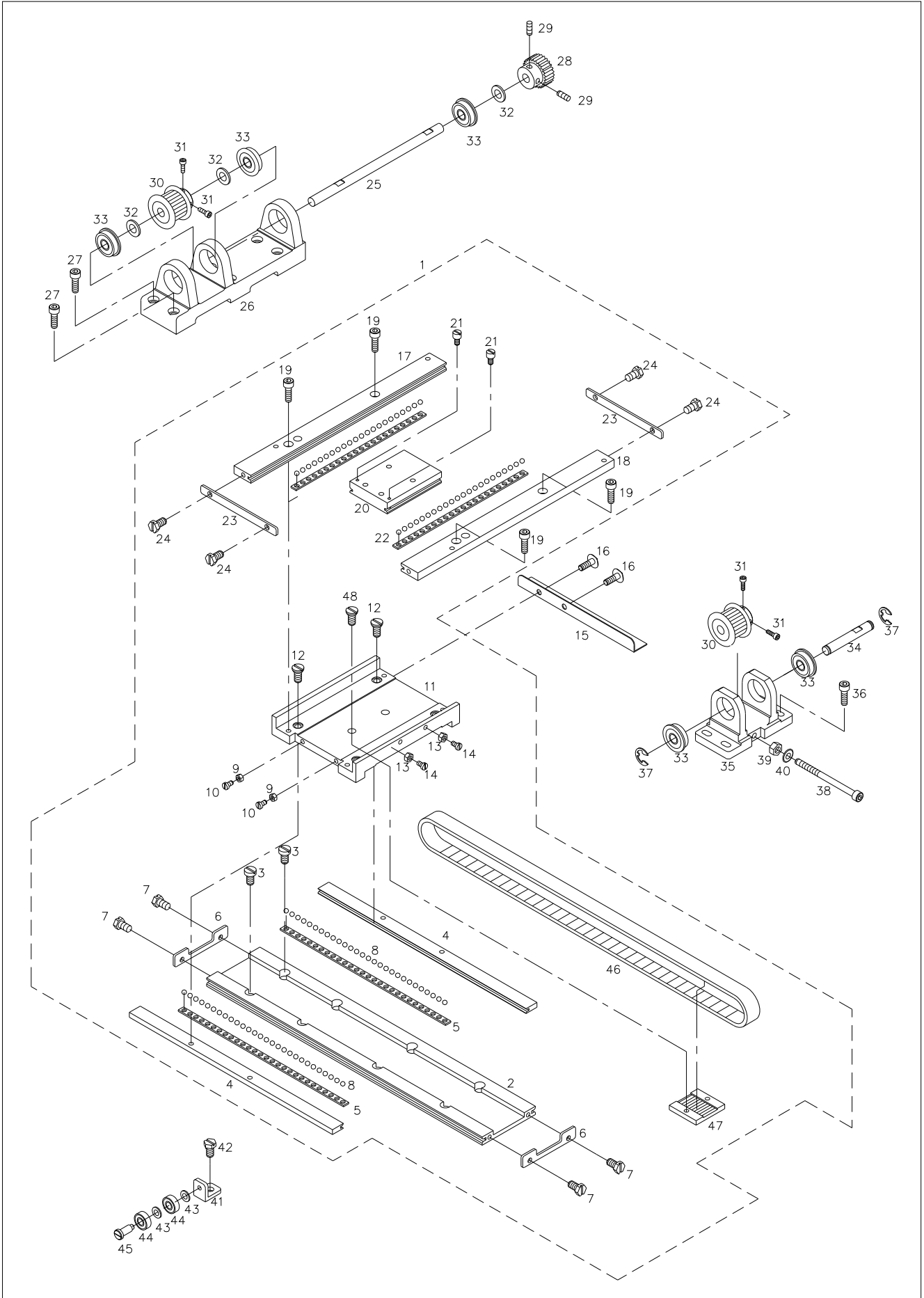
Thread Trimming Mechanism

사절 관계



X-Y Mechanism (1) X-Moving Mechanism

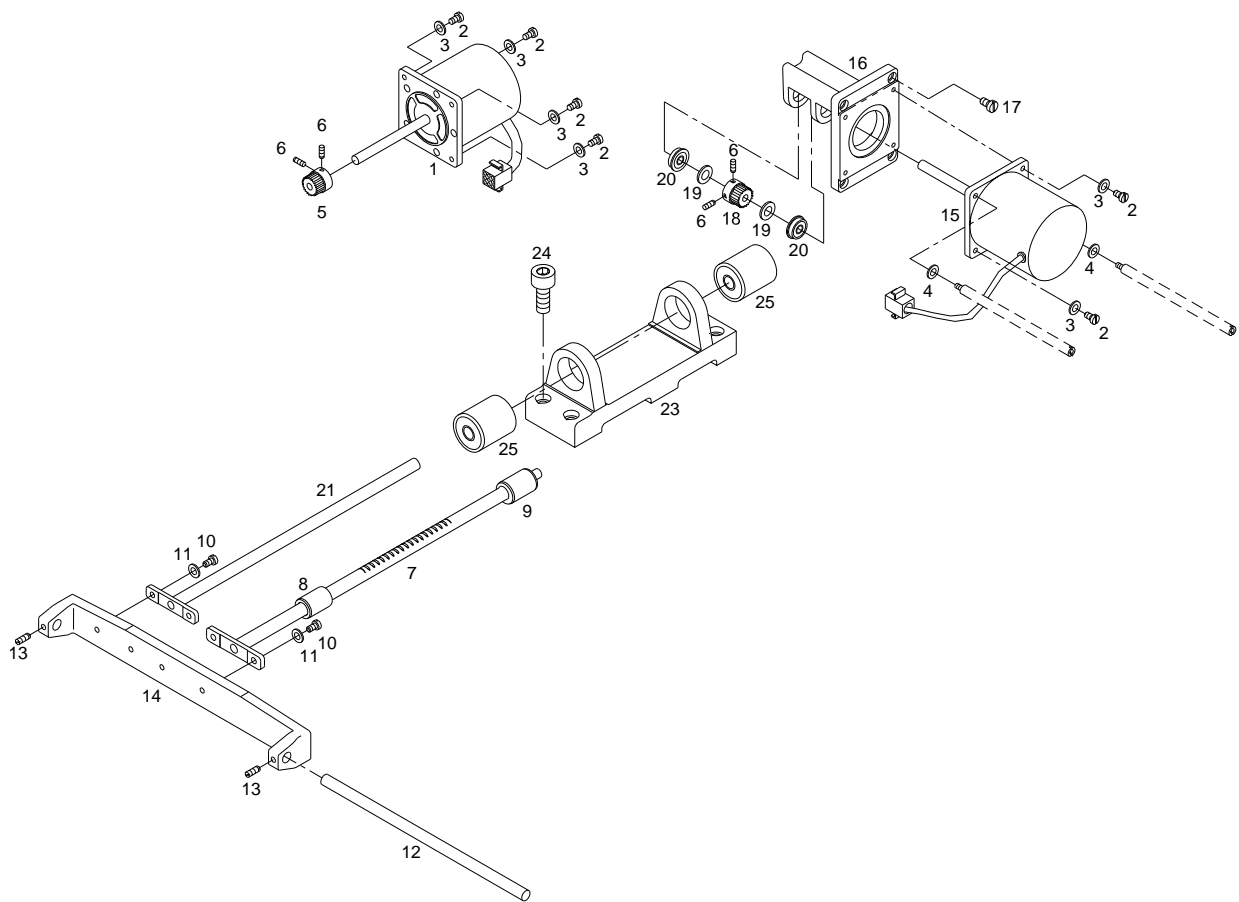
X-Y 관계(1) X-이송 관계





X-Y Mechanism (2) Y-Moving Mechanism

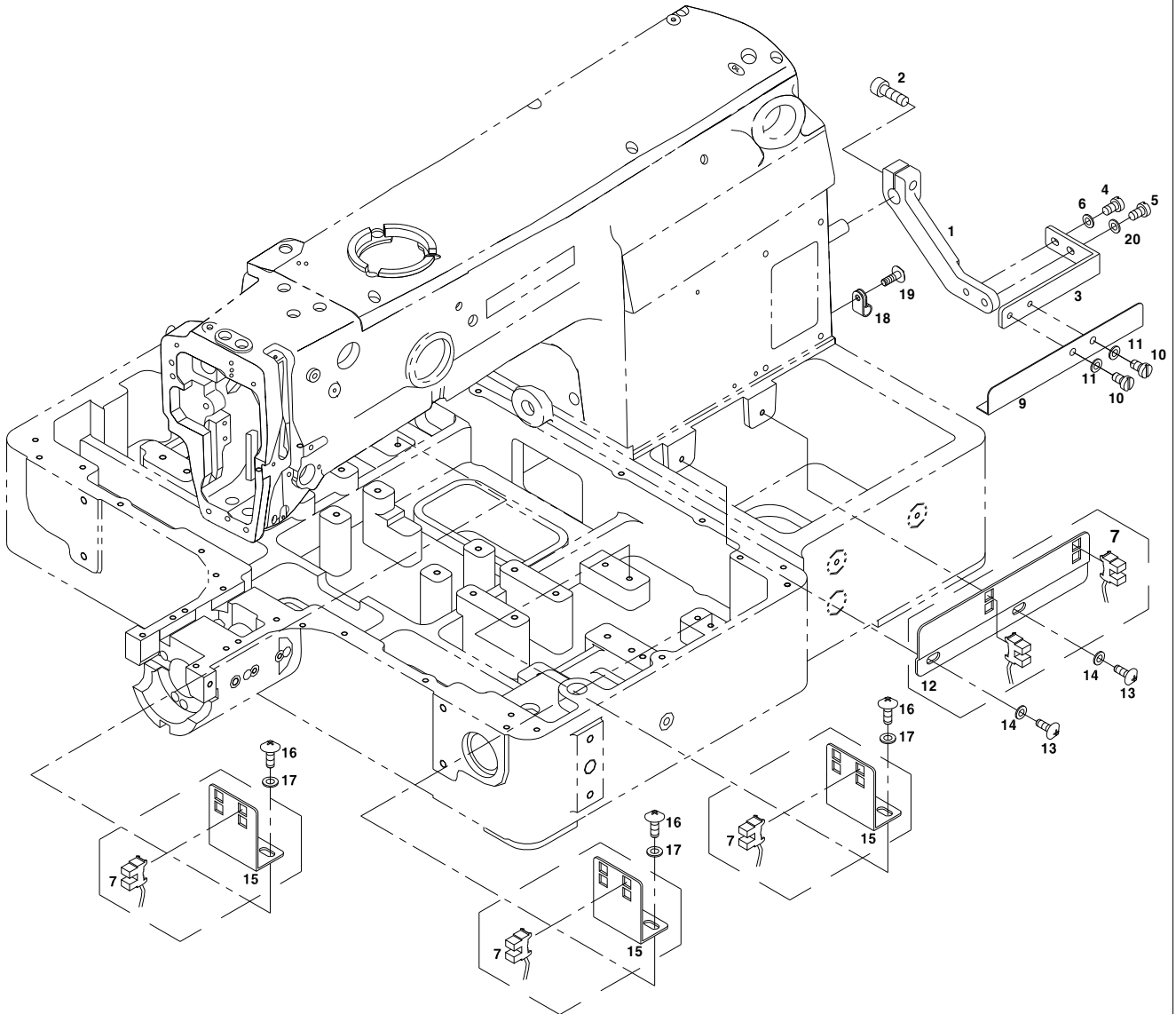
X-Y 관계(2) Y-이송 관계

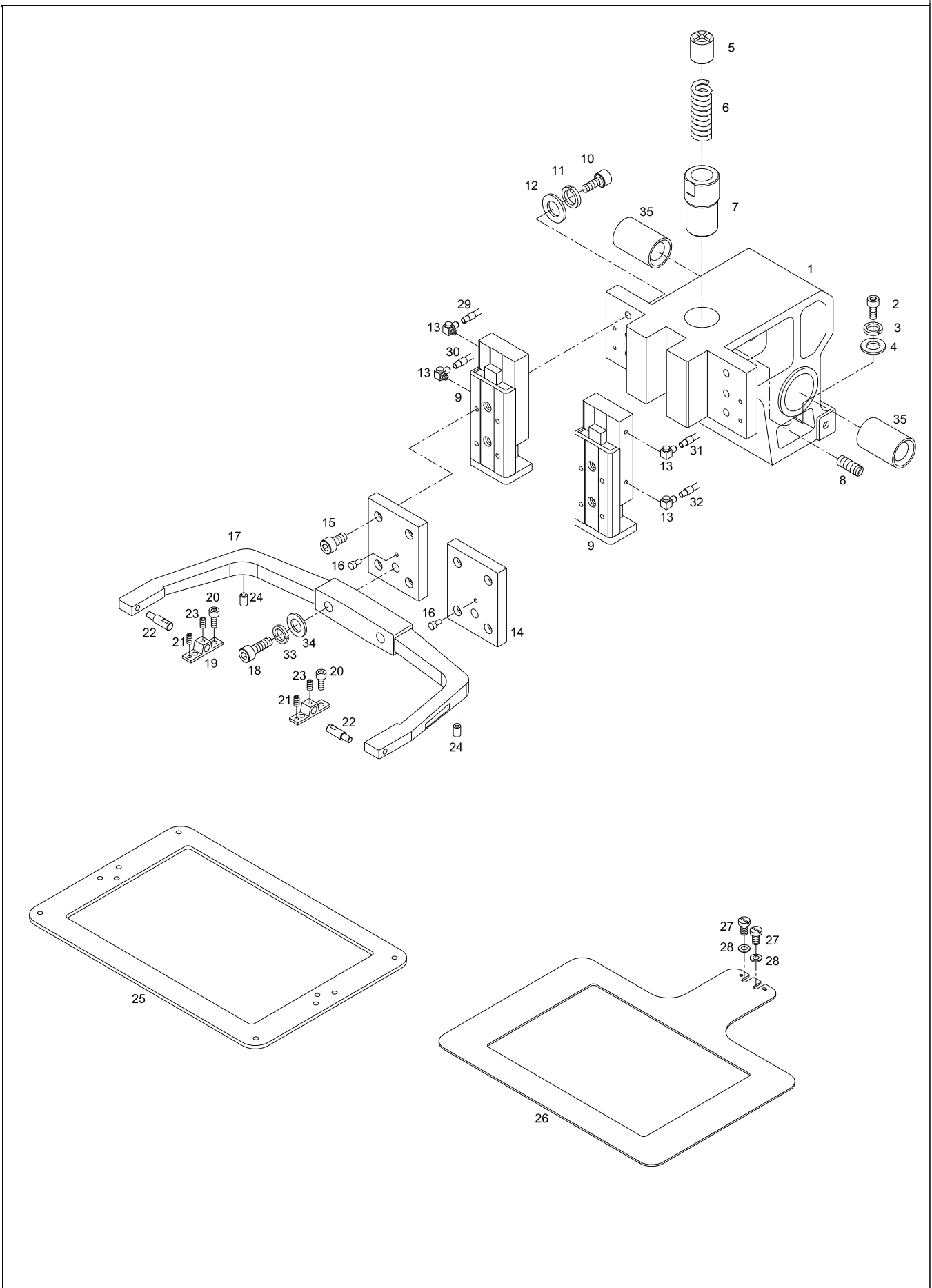


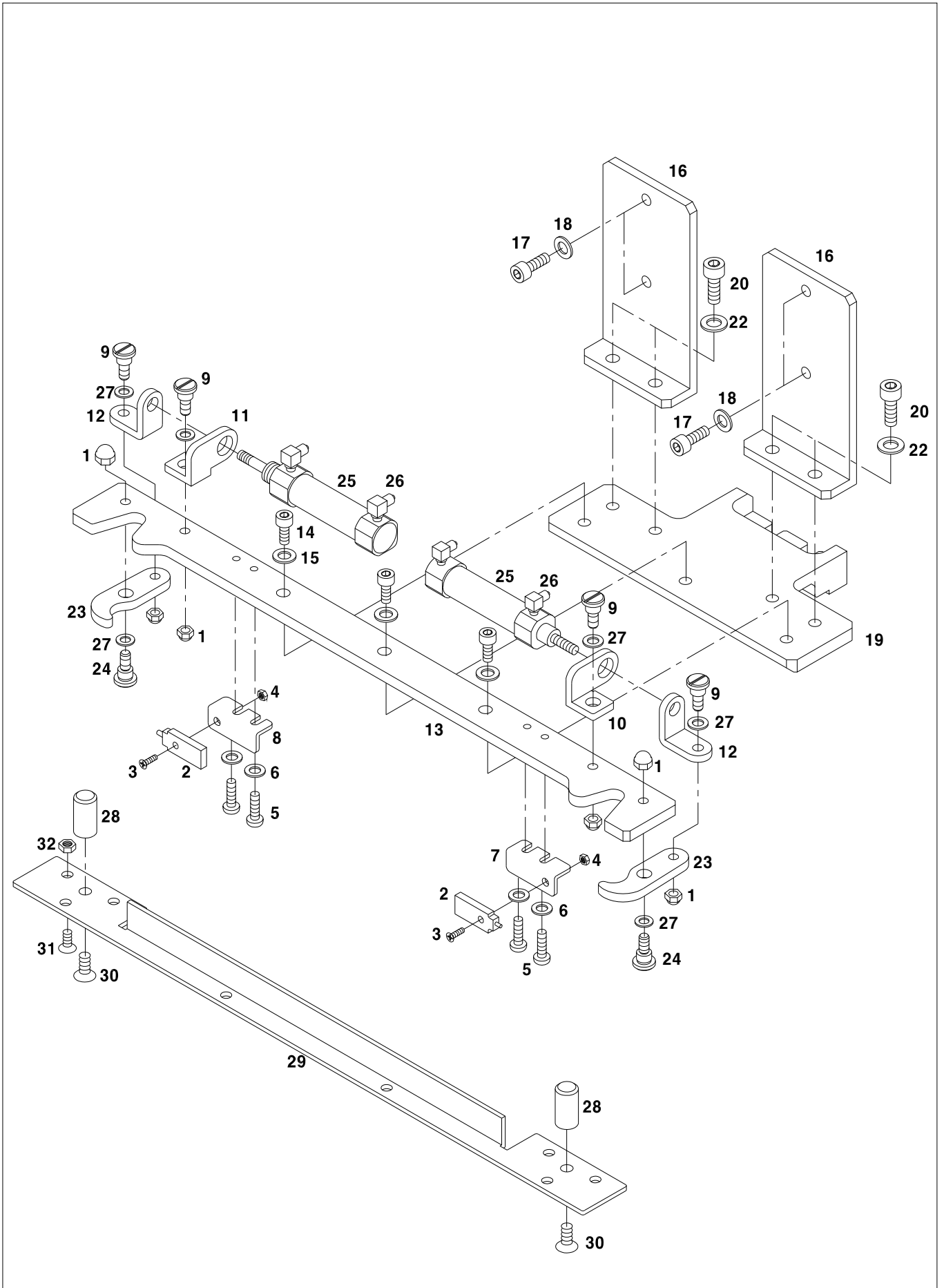
M

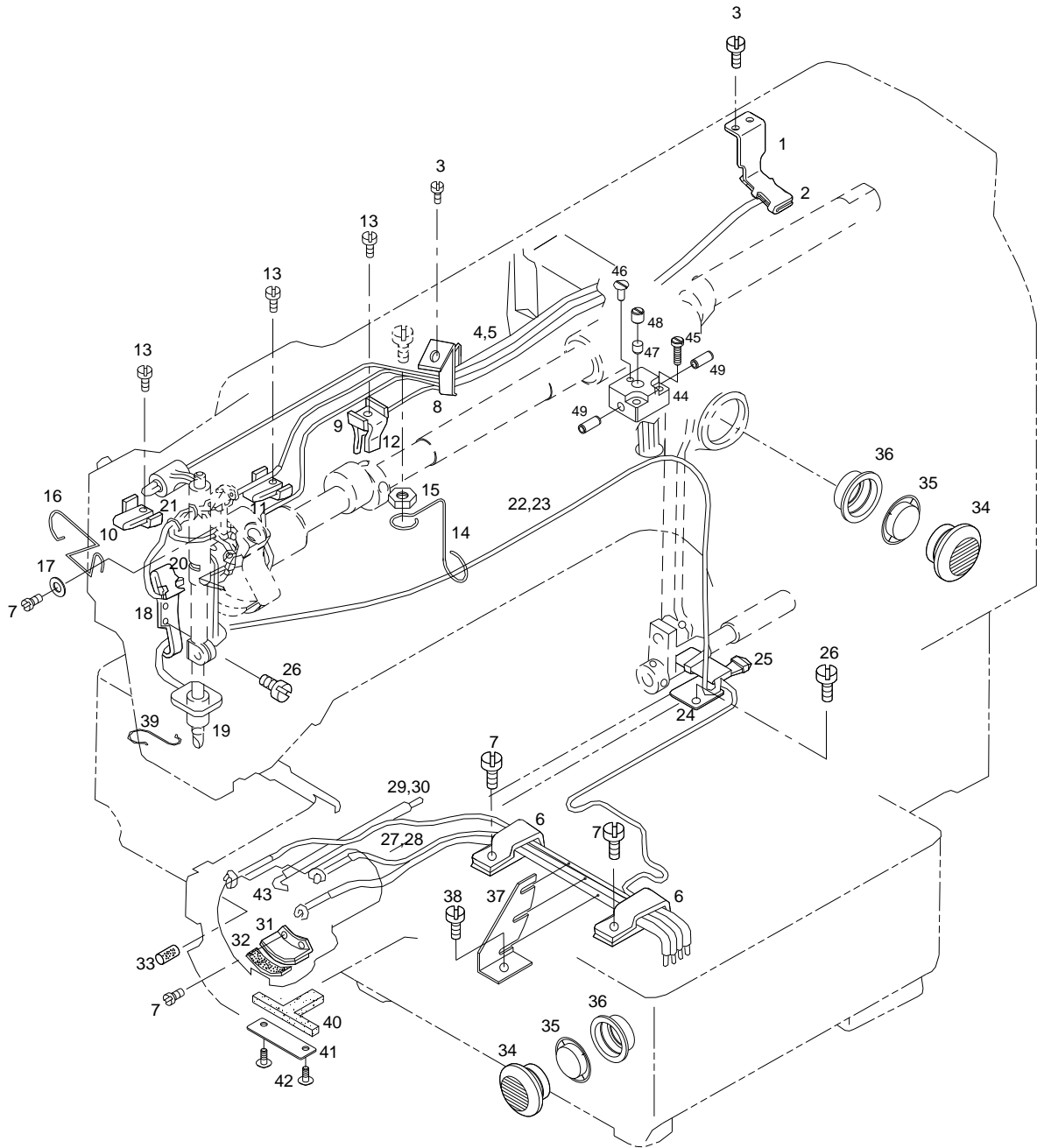
Sensor Mechanism

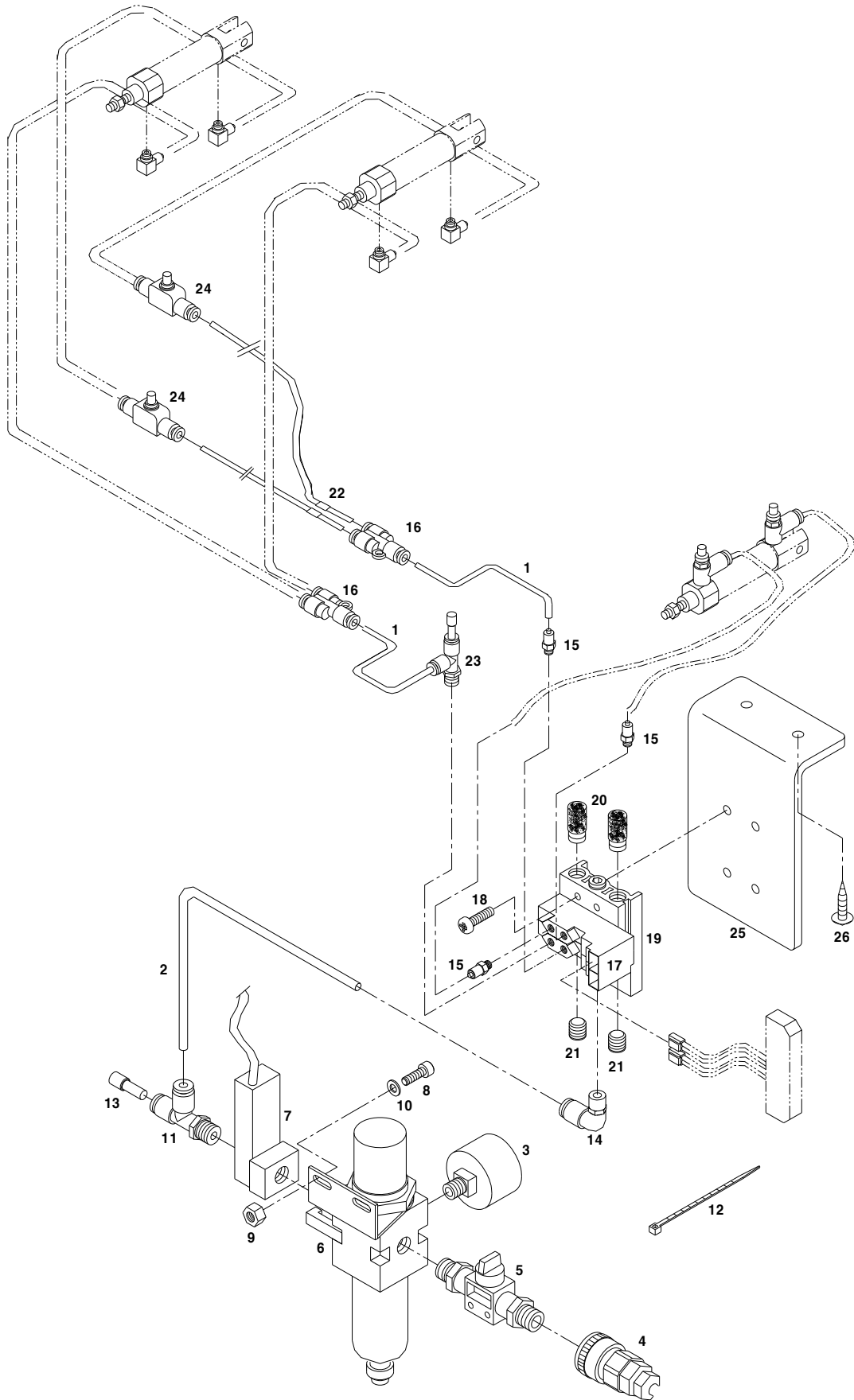
센서 관계



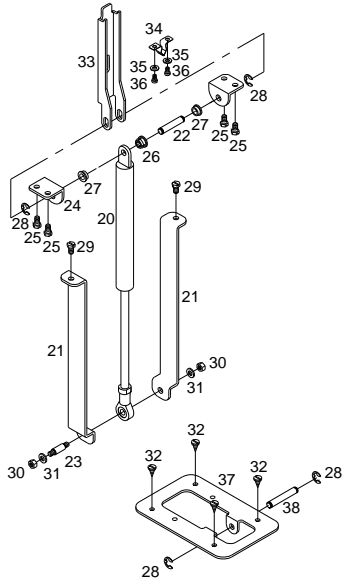




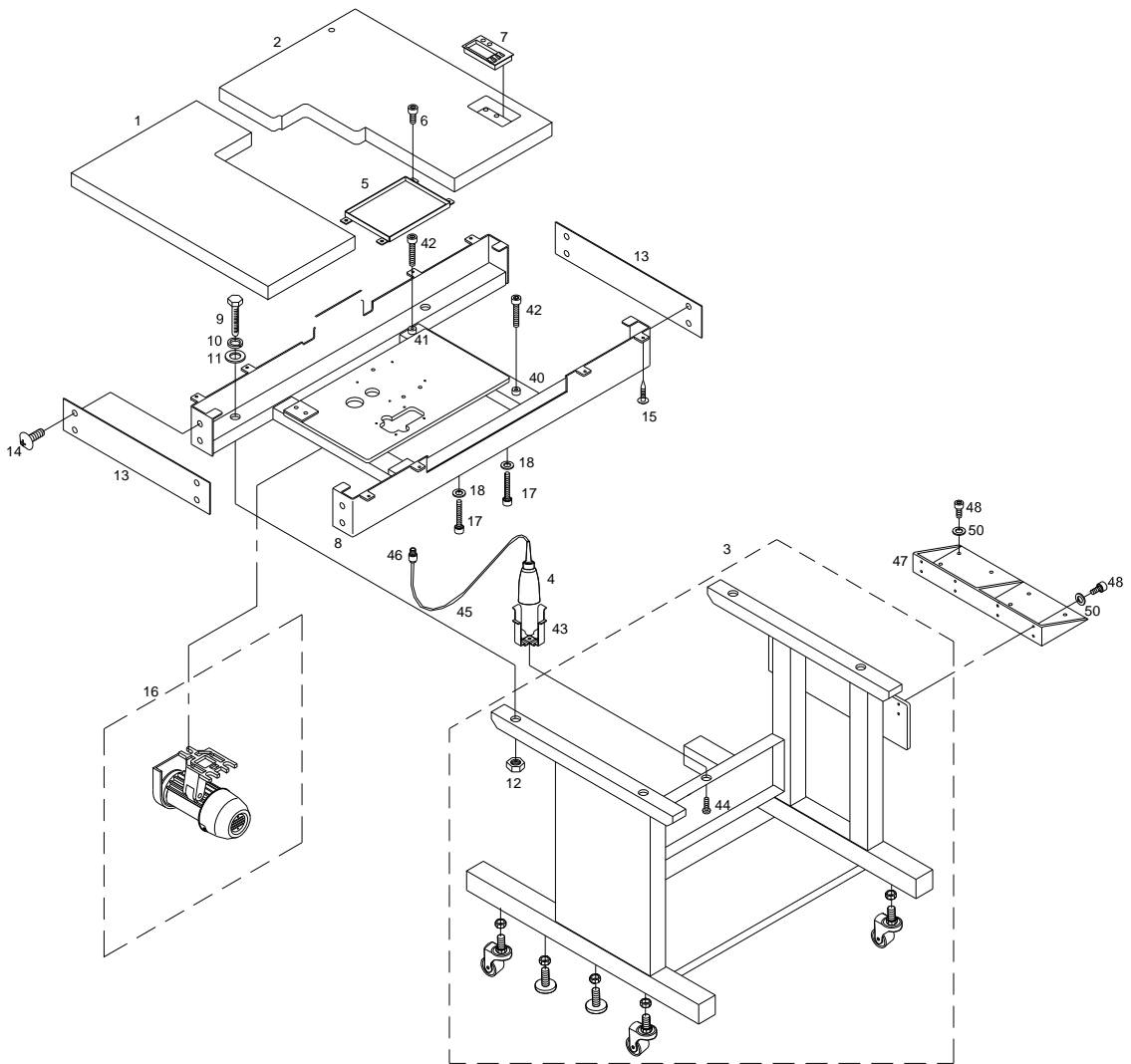
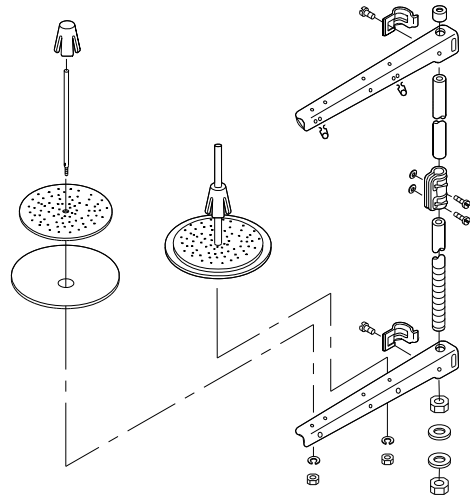


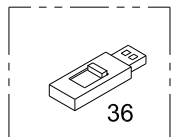
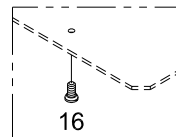
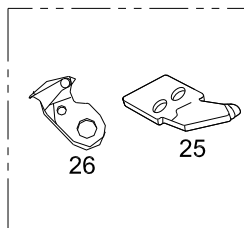
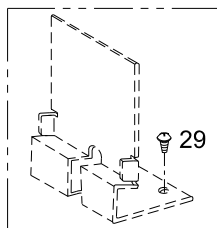
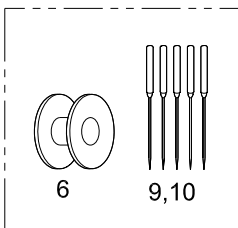
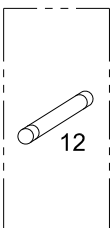
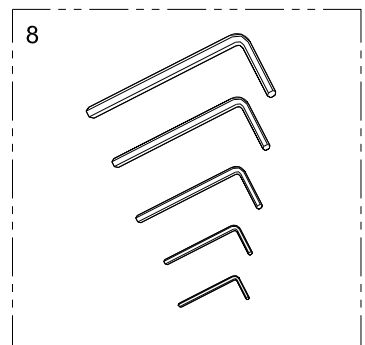
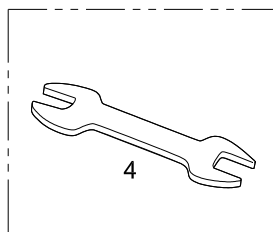
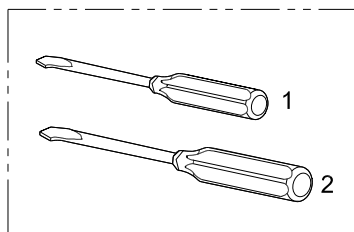

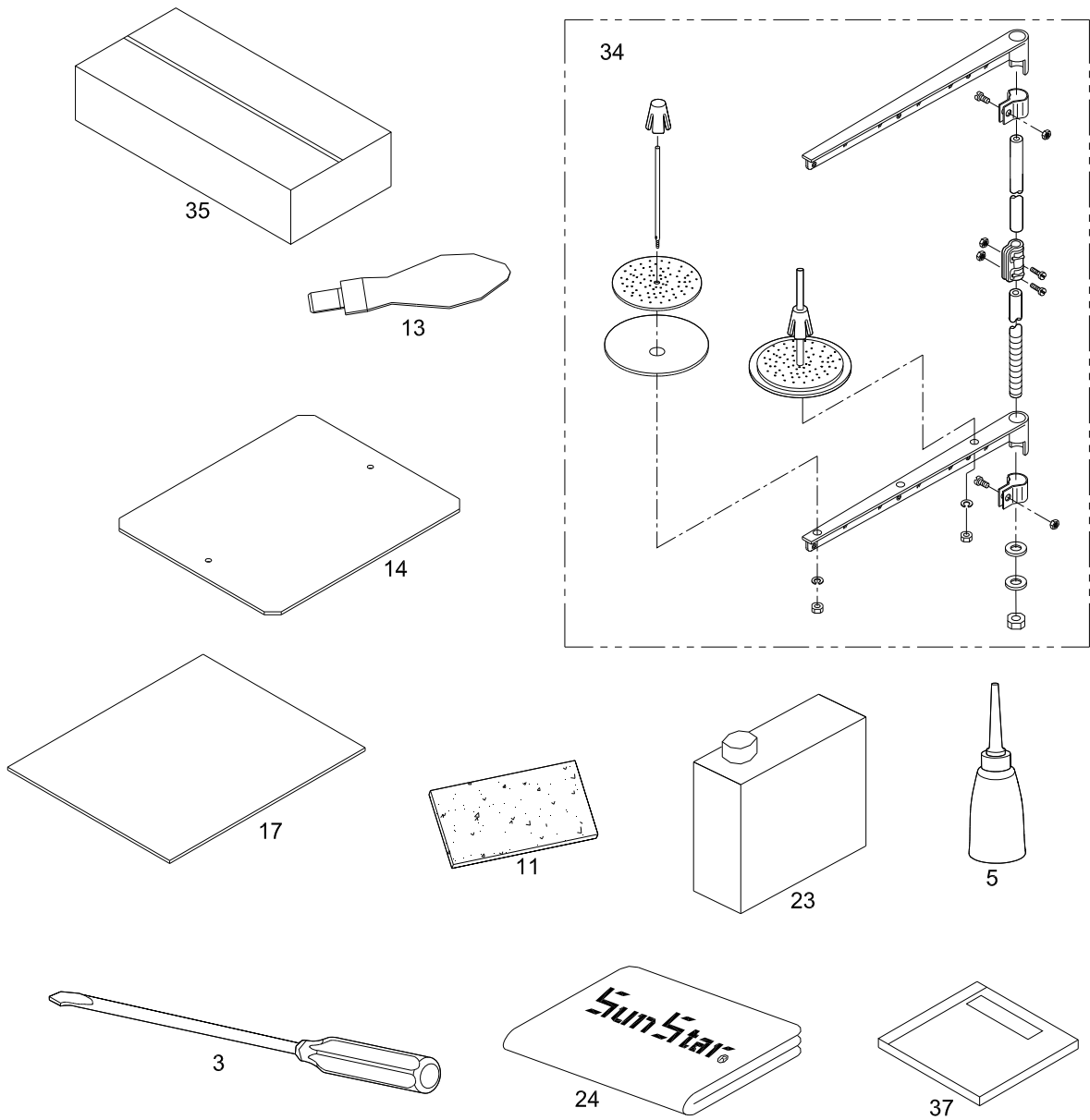


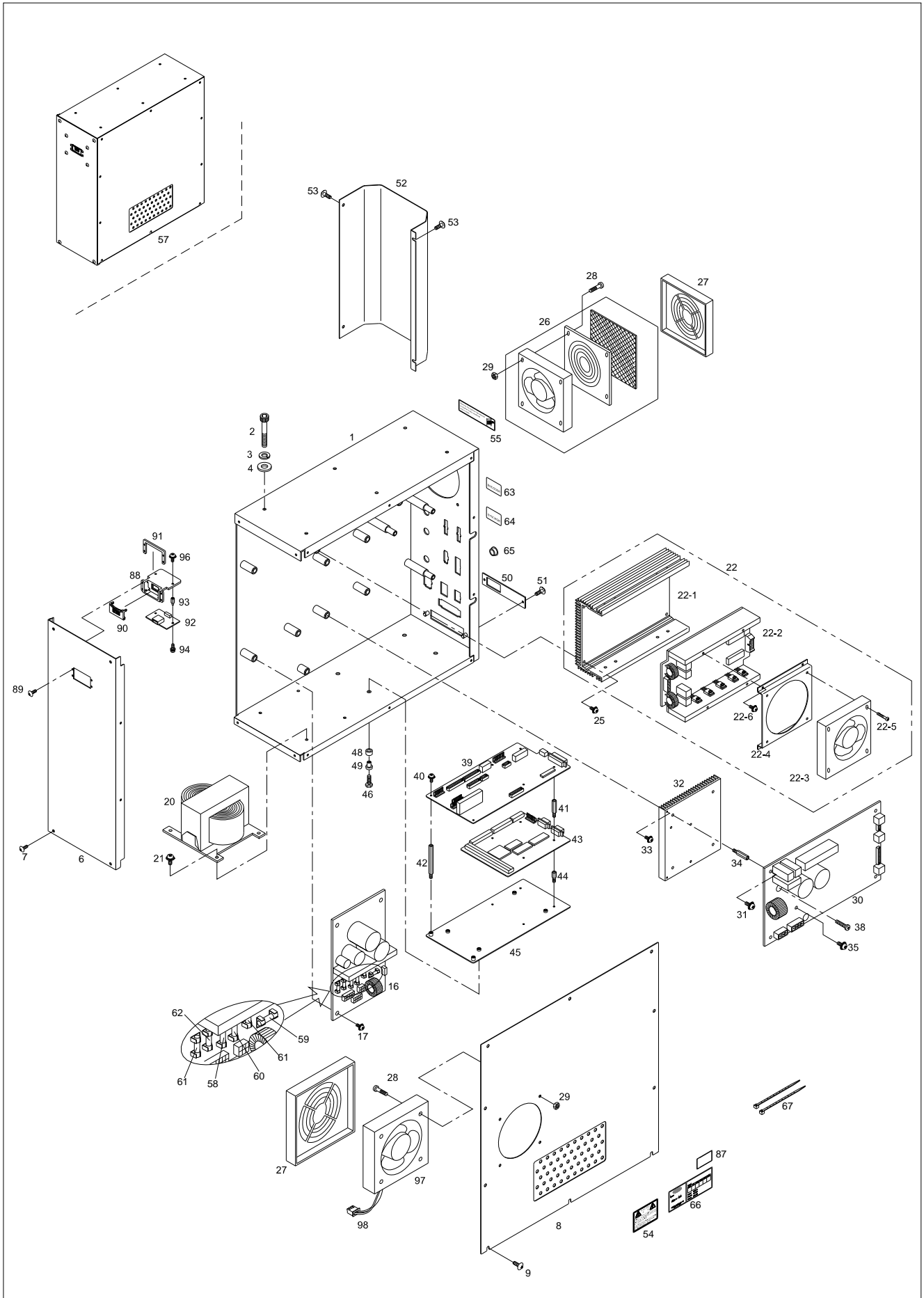
19



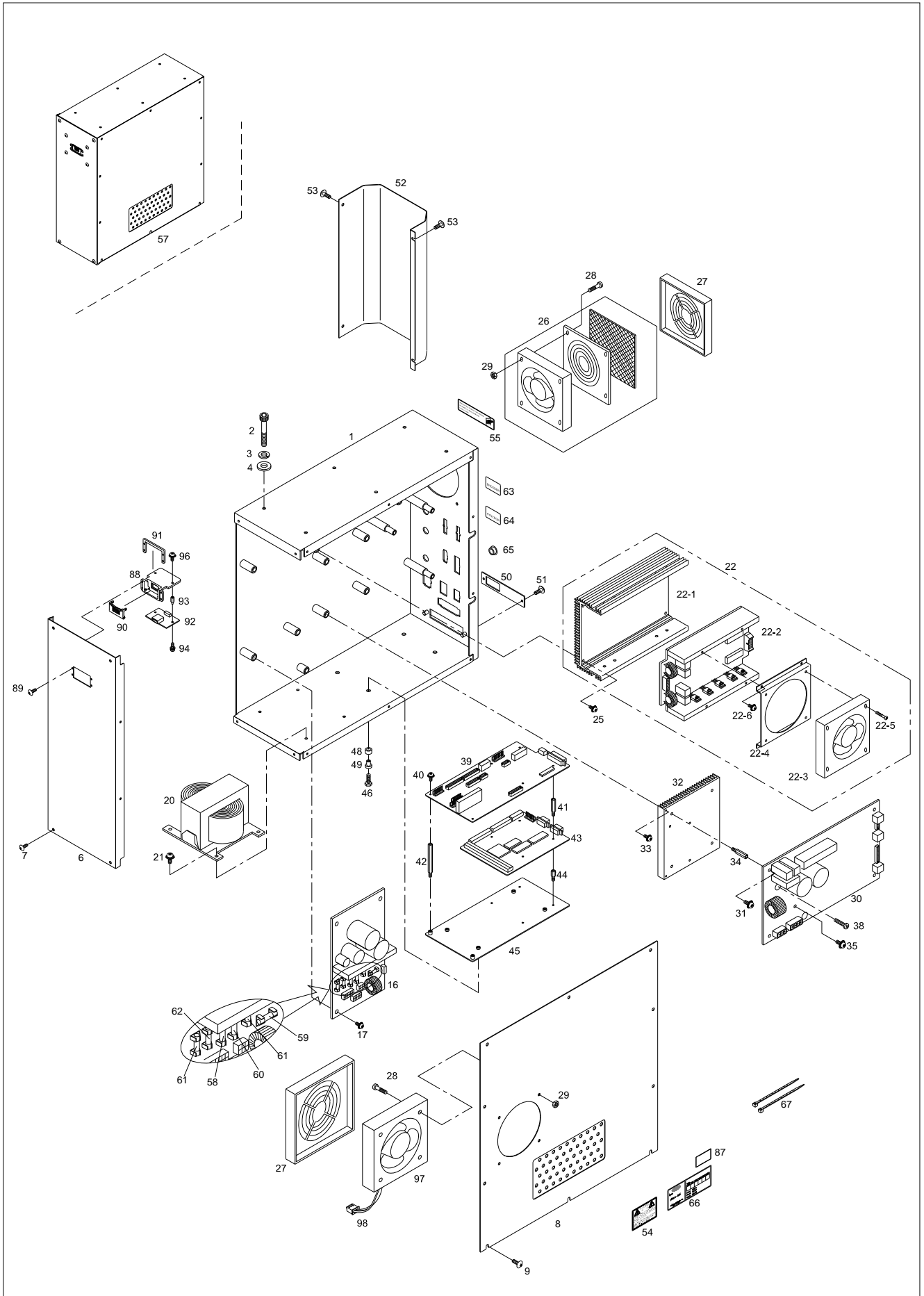
39

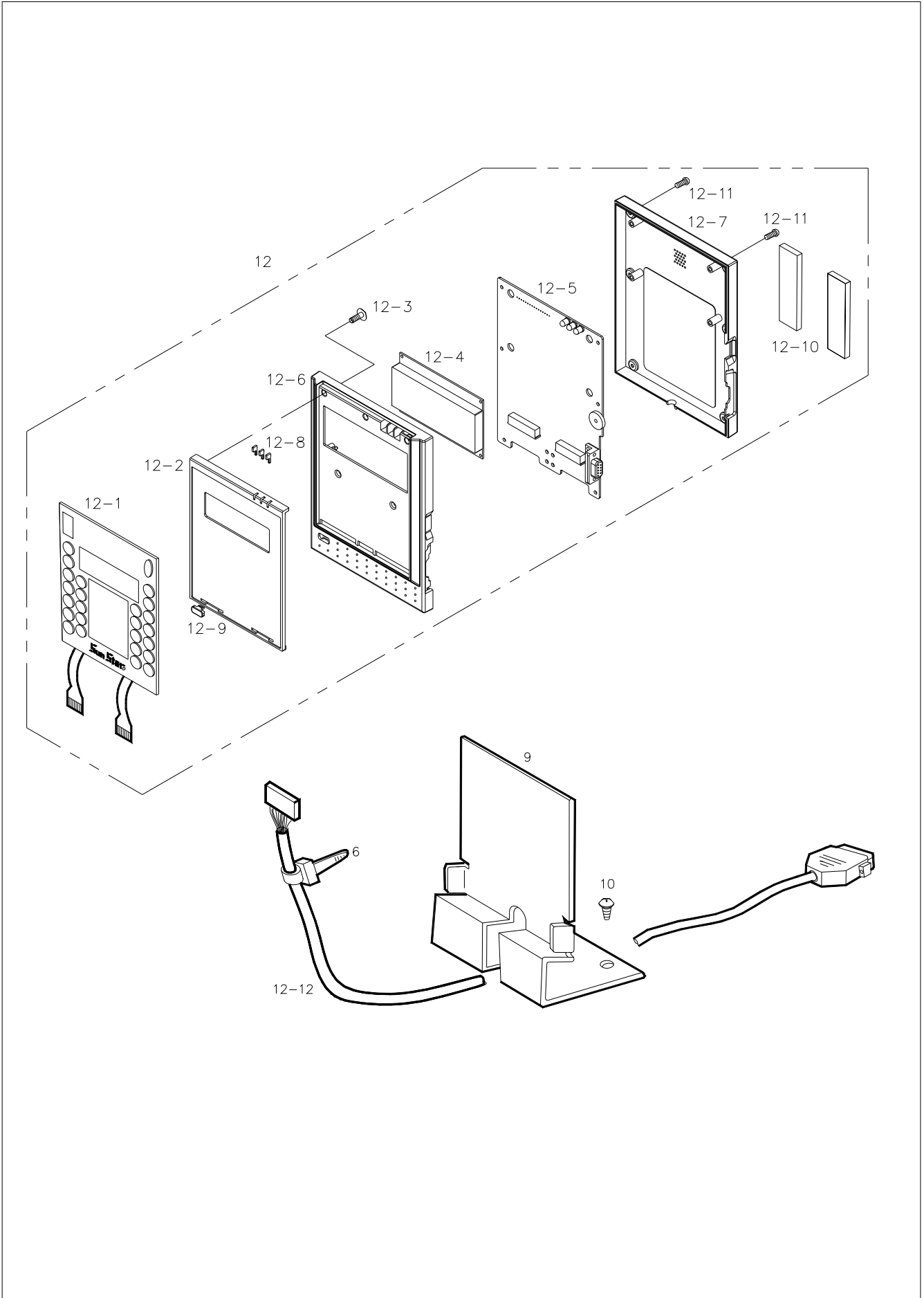


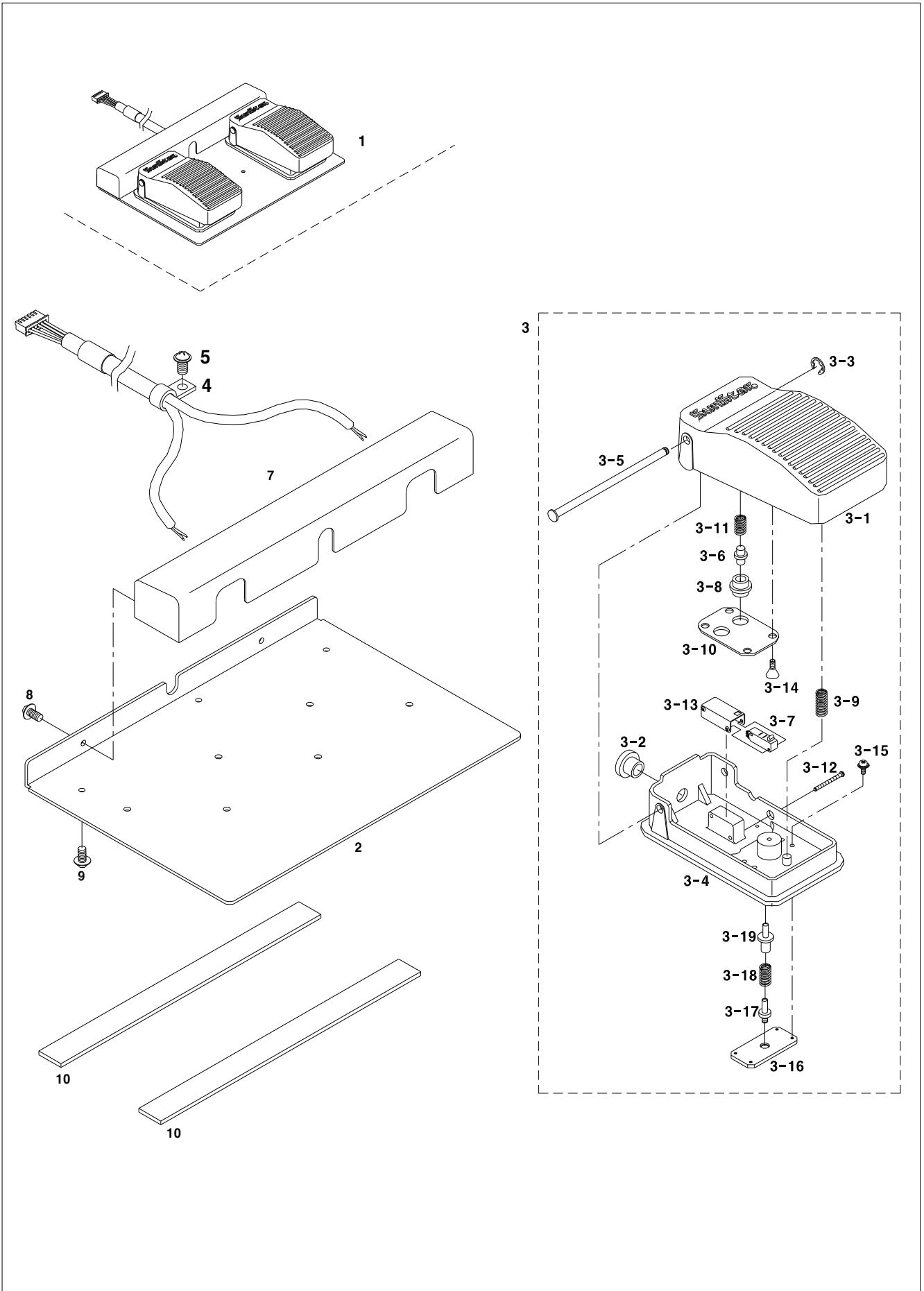




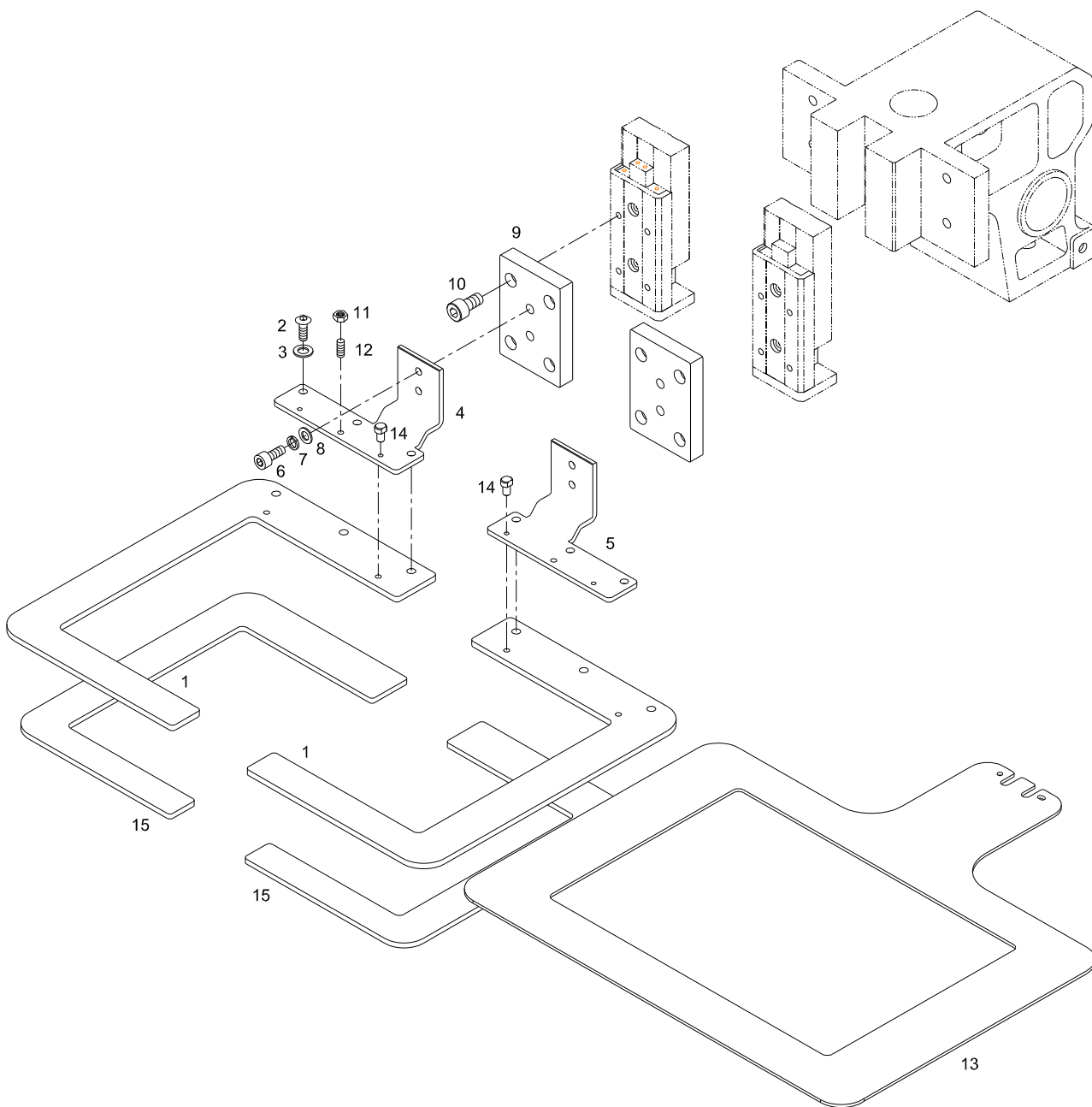
Ref. No.	Parts No.	Note	Name of Parts	품 명	Q'ty	Applied Period
T-1	10-001A-PT01		Control Box	컨트롤 박스	1	
T-2	10-001M-PT02		Bolt Control Box(M6×L45)	컨트롤 박스 조임 볼트(M6×L45)	6	
T-3	10-003S-SW66		Spring Washer Control Box	컨트롤 박스 조임 스프링 와셔	6	
T-4	91-001C-PT10		Flat Washer Control Box	컨트롤 박스 조임 평 와셔	6	
T-6	GP-050297-00		Front Cover Control Box	컨트롤 박스 전면 커버	1	Oct.25.10
	10-002A-PT01		Front Cover Control Box	컨트롤 박스 전면 커버	1	
T-7	10-003M-PT01		Screw Control Box	전면 커버 조임 나사	4	
T-8	GP-057463-00		Cover Control Box	컨트롤 박스 커버	1	Jan.09.13
T-9	10-003M-PT01		Screw Cover	컨트롤 박스 커버 조임 나사	8	
T-16	BD-000961-00		Power Board Ass'y	파워보드(조)	1Set	Jan.06.11
	02-0000-PT18		Power Board Ass'y	파워보드(조)	1Set	
T-17	SC-000683-00		Screw Ass'y (M4×L10)	파워보드 조임 나사(조)(M4×L10)	4Set	
T-20	10-104A-PT18		Transformer	트랜스 포머	1	
T-21	07-025S-3701		Screw Ass'y	트랜스 포머 조임 나사(조)	4Set	
T-22	06-110A-PT06		X-Y Board Ass'y	X, Y 보드 (조)	1Set	
T-22-1	10-104A-PT10		X-Y Board Radiator	X-Y 보드 방열판	1	
T-22-2	BD-000425-12		Step Board	스텝보드	1	Nov.12.11
	BD-000425-10		Step Board	스텝보드	1	Nov.01.10
	BD-000425-09		Step Board	스텝보드	1	Sep.01.10
	BD-000425-08		Step Board	스텝보드	1	Apr.09.10
T-22-3	EA-000177-00		Fan	송풍기	1	
T-22-4	GP-017387-00		Fan Bracket	송풍기 브라켓	1	
T-22-5	SC-000392-00		Screw(M4×L30)	송풍기 첩나사	4	
T-22-6	SC-000684-00		Screw(M3×L10)	송풍기브라켓 첩나사	4	
T-25	SC-000683-00		Screw(M4×L10)	방열판 첩나사	4	
T-26	EP-000291-00		Fan Ass'y	송풍기(조)	1Set	
T-27	01-001B-CPT2		Fan Cover	송풍기 커버	2	
T-28	01-002M-AU12		Bolt Fan (M4×0.7 L=35)	송풍기 조임 볼트	8	
T-29	09-041S-3701		Nut Fan(M4)	송풍기 조임 너트	8	
T-30	BD-000296-14		Main Driving Board Ass'y	주축 보드(조)	1Set	Aug.04.11
	BD-000296-12		Main Driving Board Ass'y	주축 보드(조)	1Set	Sep.18.10
T-31	10-002S-SW66		Screw Ass'y For Main Driving Board (M3×0.5 L=7)	주축 보드 조임 볼트(조)	5Set	
T-32	10-115A-PT10		Radiator Main	주축 방열판	1	
T-33	SC-000683-00		Screw Ass'y (M4×L10)	주축 방열판 조임 나사(조)	4Set	
T-34	10-012M-PT10		Stud Main Driving Board (3-5-15)	주축 보드 스테드(3-5-15)	2	
T-35	SC-000683-00		Screw IPM (M4×0.7 L=10)	IPM 조임 나사(조)	2Set	
T-38	10-003M-PT10		Screw Bridge Diode(M4×L16)	브릿지 다이오드 조임 나사	1	
T-39	BD-000239-04		I/O Board Ass'y	I/O 보드(조)	1Set	Mar.28.12
	BD-000239-02		I/O Board Ass'y	I/O 보드(조)	1Set	Nov.04.11
	BD-001523-03	Option	I/O Board Ass'y - Barcode Reader	I/O 보드(조) - 바코드 리더기	1Set	Jan.09.13
T-40	SC-001099-00		Screw Ass'y I/O Board(M3×L7)	I/O 보드 조임 나사(조)	5Set	
T-41	03-010A-PT10		Stud (3-5-37)	I/O 보드 스테드 (3-5-37)	4	
T-42	03-011A-PT10		Stud (3-5-42)	I/O 보드 스테드 (3-5-42)	2	
T-43	BD-000928-17		486 CPU Board Ass'y	486 CPU 보드(조)	1Set	Apr.21.14
	BD-000928-15		486 CPU Board Ass'y	486 CPU 보드(조)	1Set	Aug.21.13
	BD-000859-00		486 CPU Board Ass'y	486 CPU 보드(조)	1Set	Sep.15.09
	BD-000212-09		CPU Board Ass'y	CPU 보드(조)	1Set	Jun.02.09
	BD-000212-08		CPU Board Ass'y	CPU 보드(조)	1Set	Feb.11.09
T-44	08-002M-SW67		Stud CPU P.C.B (3-5-10)	CPU 보드 스테드(3-5-10)	4	
T-45	GP-050302-00		Connecting Plate I/O & CPU	I/O, CPU 연결판	1	Jan.13.11
	10-003B-PT10		Connecting Plate I/O & CPU	I/O, CPU 연결판	1	
T-46	15-022S-1000		Screw Connecting Plate	I/O, CPU 연결판 조임나사	4	
T-48	10-006M-PT10		Isolation Bushing "B"	절연부싱"B"	4	
T-49	10-005M-PT10		Isolation Bushing "A"	절연부싱"A"	4	
T-50	GP-038188-00		Cover CPU P.C.B	CPU, P.C.B 커버	1	
T-51	10-003M-PT01		Screw Ass'y For CPU P.C.B Cover	CPU, P.C.B 커버 조임 나사(조)	2Set	
T-52	10-008A-PT10		Cover Connectors	컨넥터 커버	1	



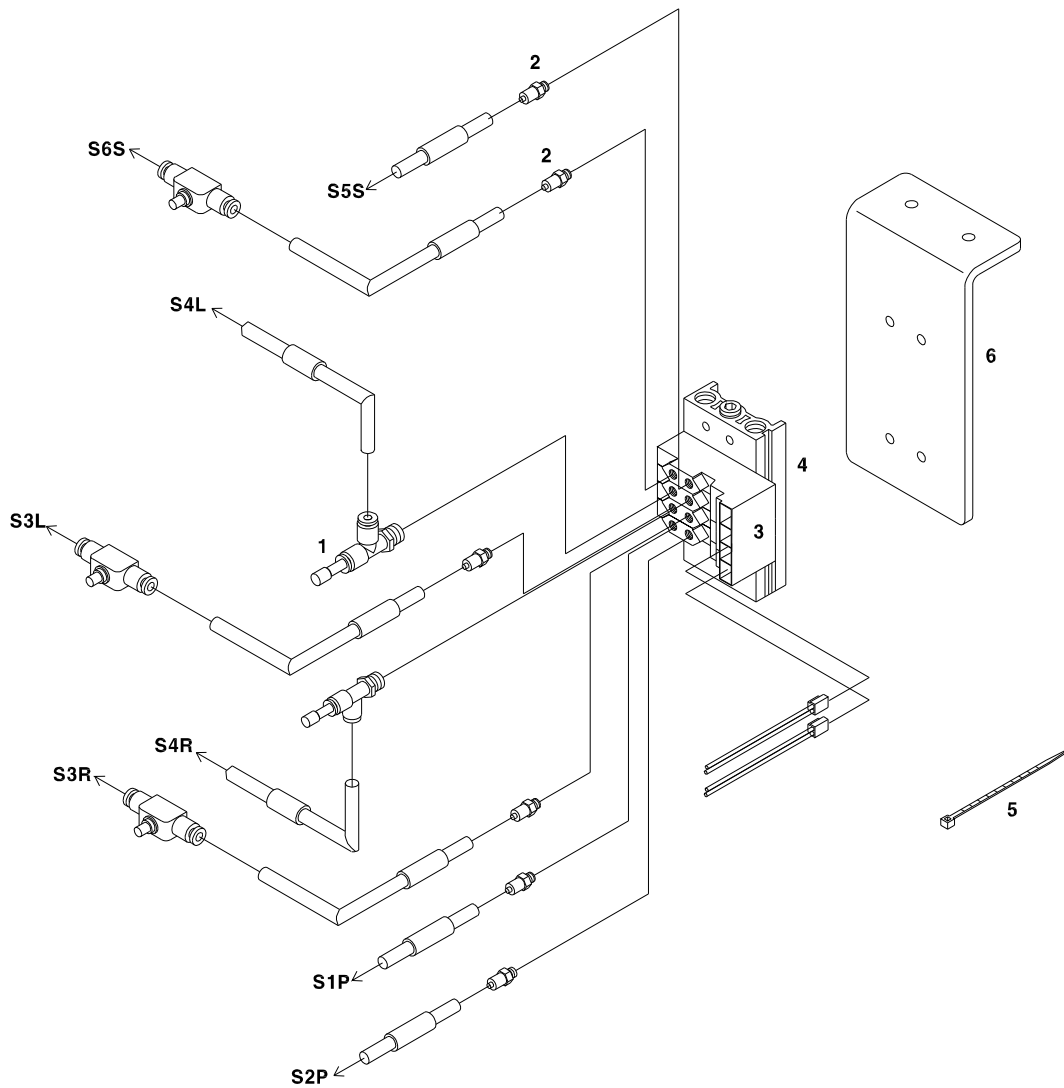




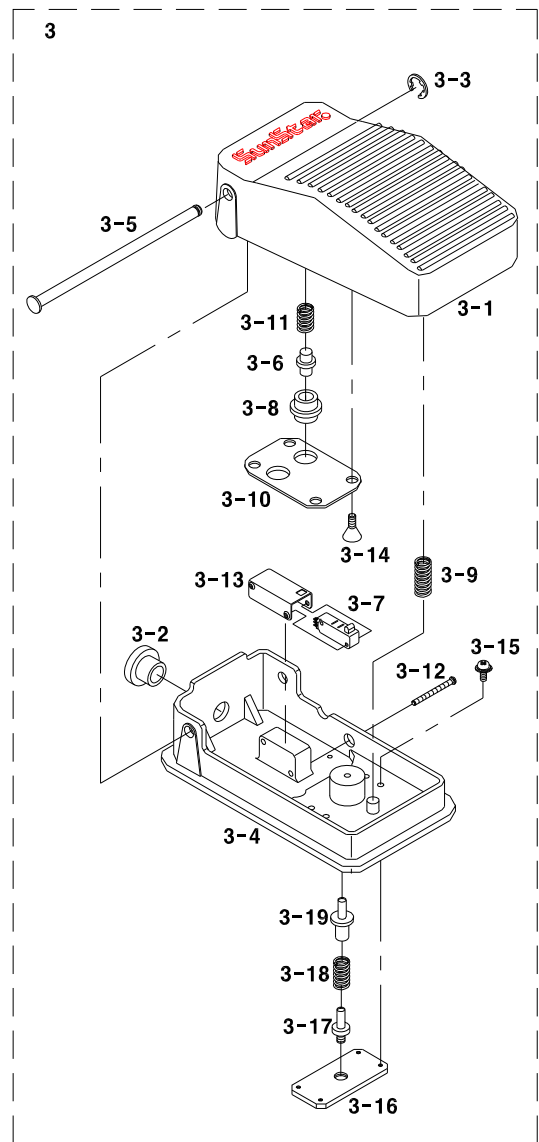
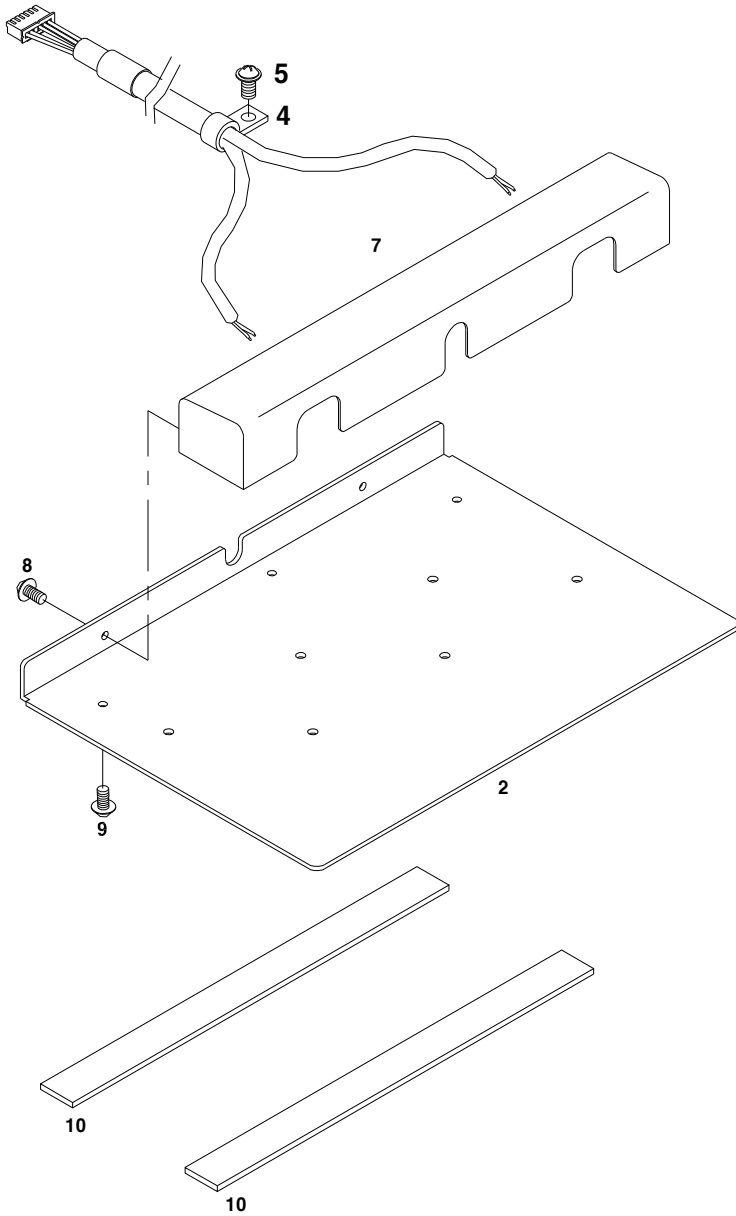
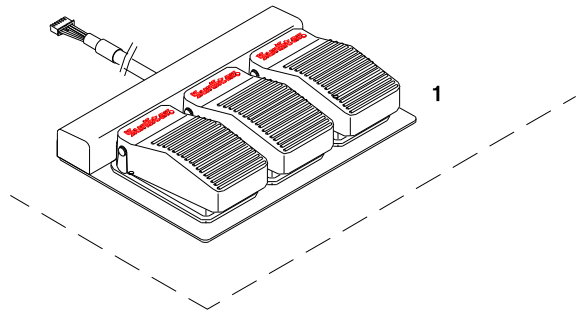
Cloth Feed Mechanism / 피이드 판 관계



Pneumatic Mechanism / 공압 관계



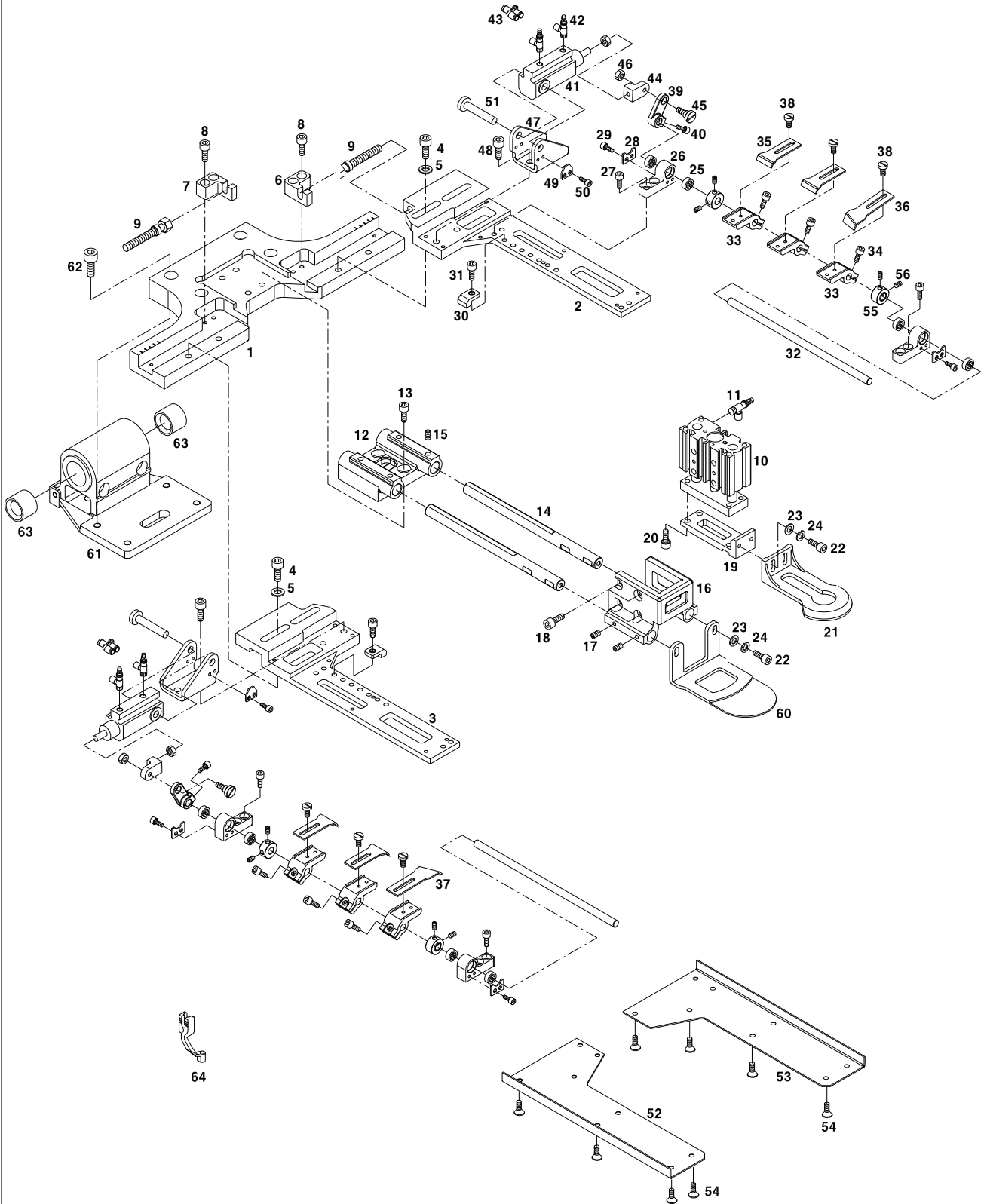
Pedal Mechanism / 페달 관계





Cap Visor Clamp Device (Option)

모자챙 클램프 장치 (선택사양)

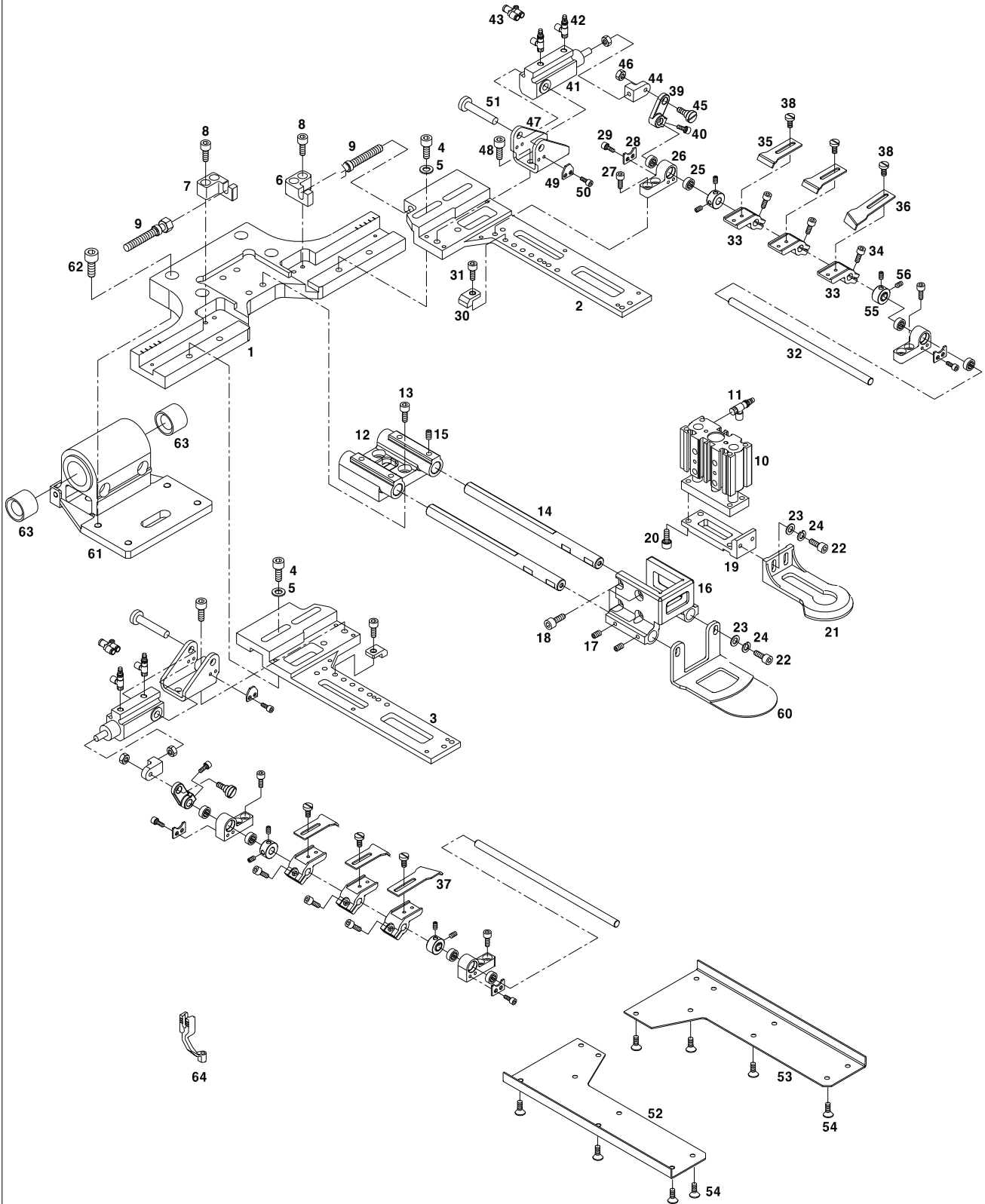


Ref. No.	Parts No.	Note	Name of Parts	품 명	Q'ty	Assembly No.
X-1	GP-033717-01		Clamp Bracket	클램프 브라켓	1	
X-2	GP-031323-02		Upper Clamp Arm(R)	상 클램프 암(우)	1	
X-3	GP-031324-02		Upper Clamp Arm(L)	상 클램프 암(좌)	1	
X-4	PSC-AC003400		Screw(M6xP1xL20)	상 클램프 암 브라켓 집나사	4	
X-5	PWS-AA001400		Washer	상 클램프 암 브라켓 와셔(호칭:6)	4	
X-6	GP-031325-00		Block for Adjusting Position(R)	위치 조정 블록(우)	1	
X-7	GP-031326-00		Block for Adjusting Position(L)	위치 조정 블록(좌)	1	
X-8	PSC-AC011900		Screw(M4xP0.7xL10)	위치 조정 블록 집나사	4	
X-9	SC-001010-01		Bolt	위치 조정 볼트	2	
X-10	GP-031562-00		Cylinder A (SMC MGPM12-10)	실린더(A)	1	
X-11	GP-033923-00		Speed Controller(AS131F-M5-04)	스피드 콘트롤러 A	2	
X-12	GP-031327-02		Cylinder Base Body	실린더 베이스 몸체	1	
X-13	16059SC-7113		Screw(M6xP0.8xL12)	실린더 베이스 몸체 집나사	4	
X-14	GP-031328-02		Guide Shaft	가이드 축	2	
X-15	PSC-CB000300		Screw(M5xP0.8xL5)	가이드 축 멈춤나사	4	
X-16	GP-031329-03		Cylinder Base	실린더 베이스	1	
X-17	PSC-CB000600		Screw(M4xP0.7xL5)	실린더 베이스 고정나사	4	
X-18	PSC-AC003900		Screw(M5xP0.8xL15)	실린더 집나사	4	
X-19	GP-031331-02		Clamp (M) Base	클램프(중) 베이스	1	
X-20	PSC-AC001400		Screw(M4xP0.7xL8)	클램프(중) 베이스 집나사	4	
X-21	GP-031332-02		Clamp (M)	클램프(중)	1	
X-22	PSC-AC004900		Screw(M4xP0.7xL12)	클램프(중) 집나사	4	
X-23	PWS-AA001000		Washer	클램프(중)와셔(호칭:4)	4	
X-24	PWS-CA000900		Spring Washer	클램프(중)스프링와셔(호칭:4)	4	
X-25	BR-000216-00		Bearing(MR106ZZS)	클램프 베어링	8	
X-26	GP-031334-01		Bearing Housing	베어링 하우징	4	
X-27	PSC-AC001400		Screw(M4xP0.7xL8)	베어링 하우징 집나사	8	
X-28	GP-031335-00		Bearing Stopper	베어링 스토퍼	4	
X-29	PSC-AC007500		Screw(M3xP0.5xL6)	베어링 스토퍼 집나사	8	
X-30	GP-031336-01		CV Stopper	CV 스토퍼	2	
X-31	PSC-AC001400		Screw(M4xP0.7xL8)	CV 스토퍼 집나사	2	
X-32	GP-031337-01		Clamp Shaft	클램프 축	2	
X-33	GP-031338-03		Clamp Shaft Holder	클램프 축 홀더	6	
X-34	PSC-AC011900		Screw(M4xP0.7xL10)	클램프 축 홀더 집나사	6	
X-35	GP-031339-02		Clamp	클램프	4	
X-36	GP-032962-01		Clamp A	클램프 A	1	
X-37	GP-032964-01		Clamp B	클램프 B	1	
X-38	DSC-BH000300		Screw(M3xP0.5xL6)	클램프 집나사	12	
X-39	GP-031340-02		Clamp Shaft Link	클램프 축 링크	2	
X-40	PSC-CB000600		Screw(M4xP0.7xL5)	클램프 축 링크 멈춤나사	2	
X-41	GP-012328-00		Cylinder B (CJPD15-10D)	실린더(B)	2	
X-42	GP-033924-00		SMC AS121F-M5-04	스피드 콘트롤러 B	4	
X-43	PPP-AA001400		Quick Coupling(PY0400)	퀵커플링	2	
X-44	GP-031341-01		Block for Cylinder Rod	실린더 로드 블록	2	
X-45	GP-031342-00		Screw for Clamp Shaft Link	클램프 축 링크 단나사	2	
X-46	11-009S-4532		Nut(M4)	클램프 축 링크 단나사 너트	2	
X-47	GP-031343-01		Cylinder Base	실린더 베이스	2	
X-48	PSC-AC004500		Screw(M5xP0.8xL10)	실린더 베이스 집나사	4	
X-49	GP-031344-00		Cylinder Hinge Shaft Stopper	실린더 힌지축 스토퍼	2	
X-50	PSC-AC010000		Screw(M3xP0.5xL6)	실린더 힌지축 스토퍼 집나사	4	
X-51	GP-031345-01		Cylinder Hinge Shaft	실린더 힌지축	2	
X-52	GP-031346-01		Low Feed Plate(L)	하피드 판(좌)	1	
X-53	GP-031347-01		Low Feed Plate(R)	하피드 판(우)	1	
X-54	PSC-BB001200		Screw(M3xP0.5xL5)	하피드 판 집나사	16	
X-55	CL-000194-00		Collar	베어링 카라	4	
X-56	PSC-CB002900		Screw(M4xP0.7xL4)	베어링 카라 멈춤나사	8	
X-60	GP-031330-02		Low Feed Plate(M)	하피드판(중)	1	



Cap Visor Clamp Device (Option)

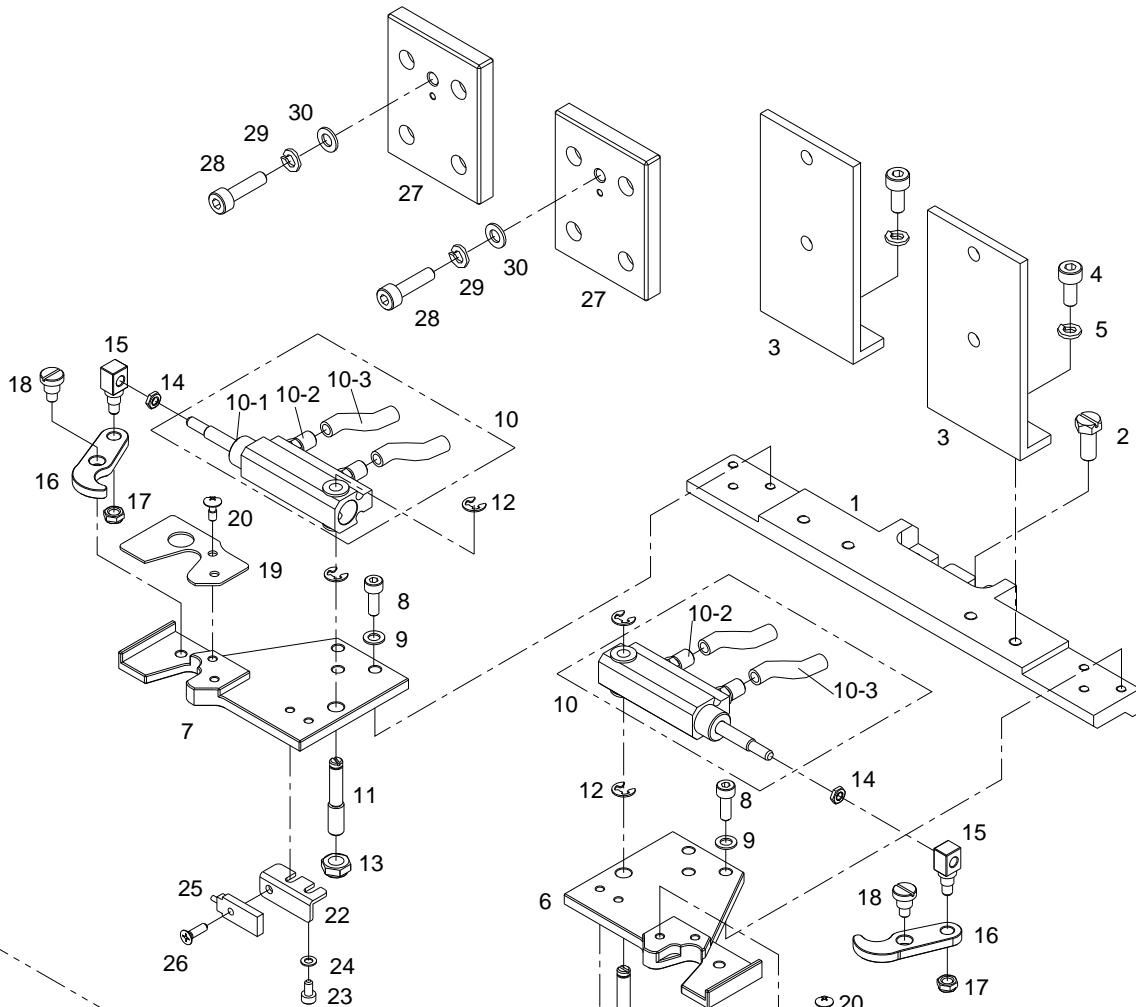
모자챙 클램프 장치 (선택사양)



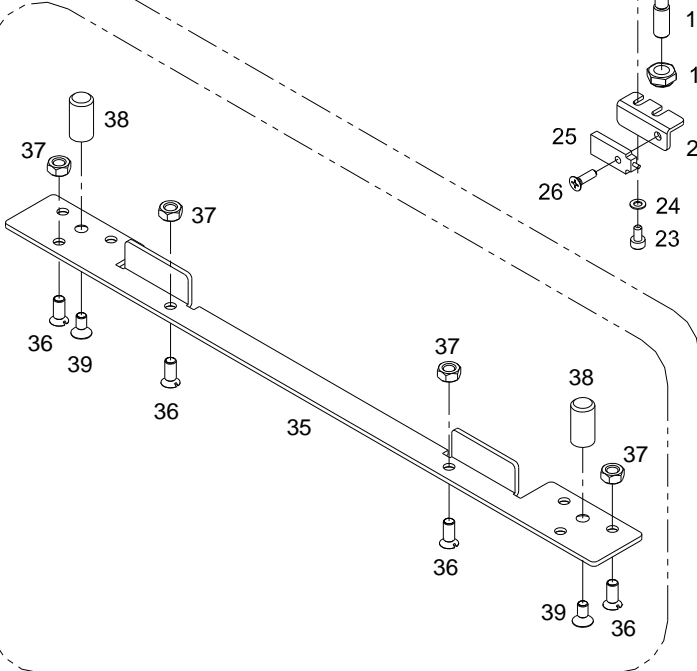
2 Step Palette Feed Mechanism (Option)

2단 팔레트 피이드 관계 (선택사양)

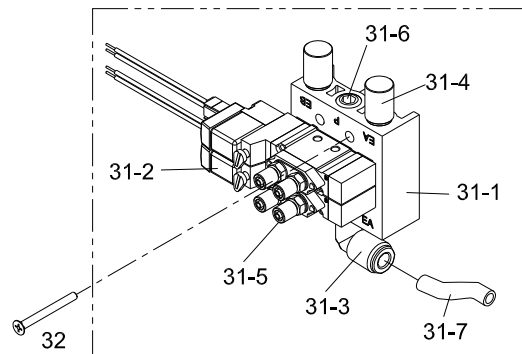
33



34

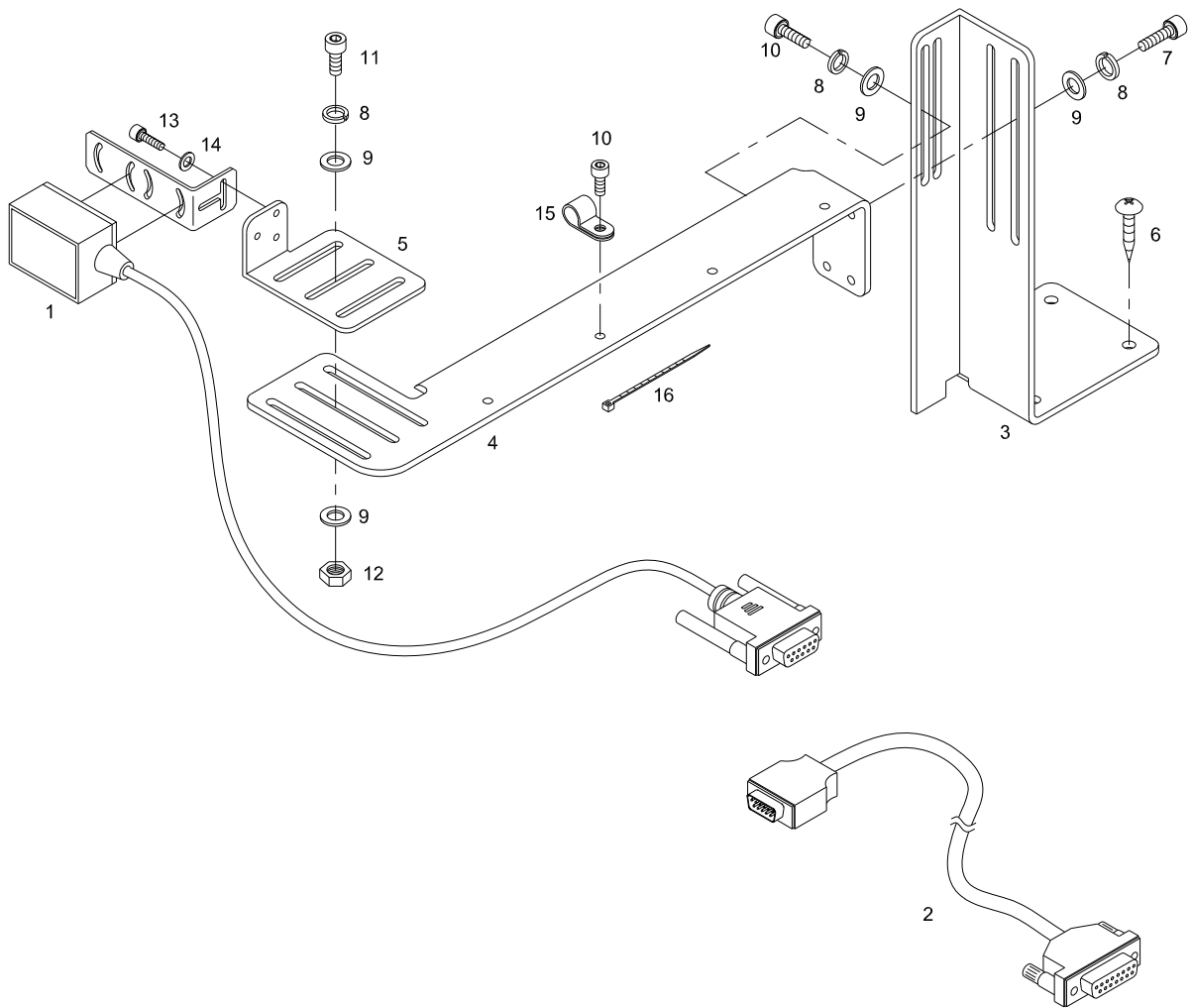


31

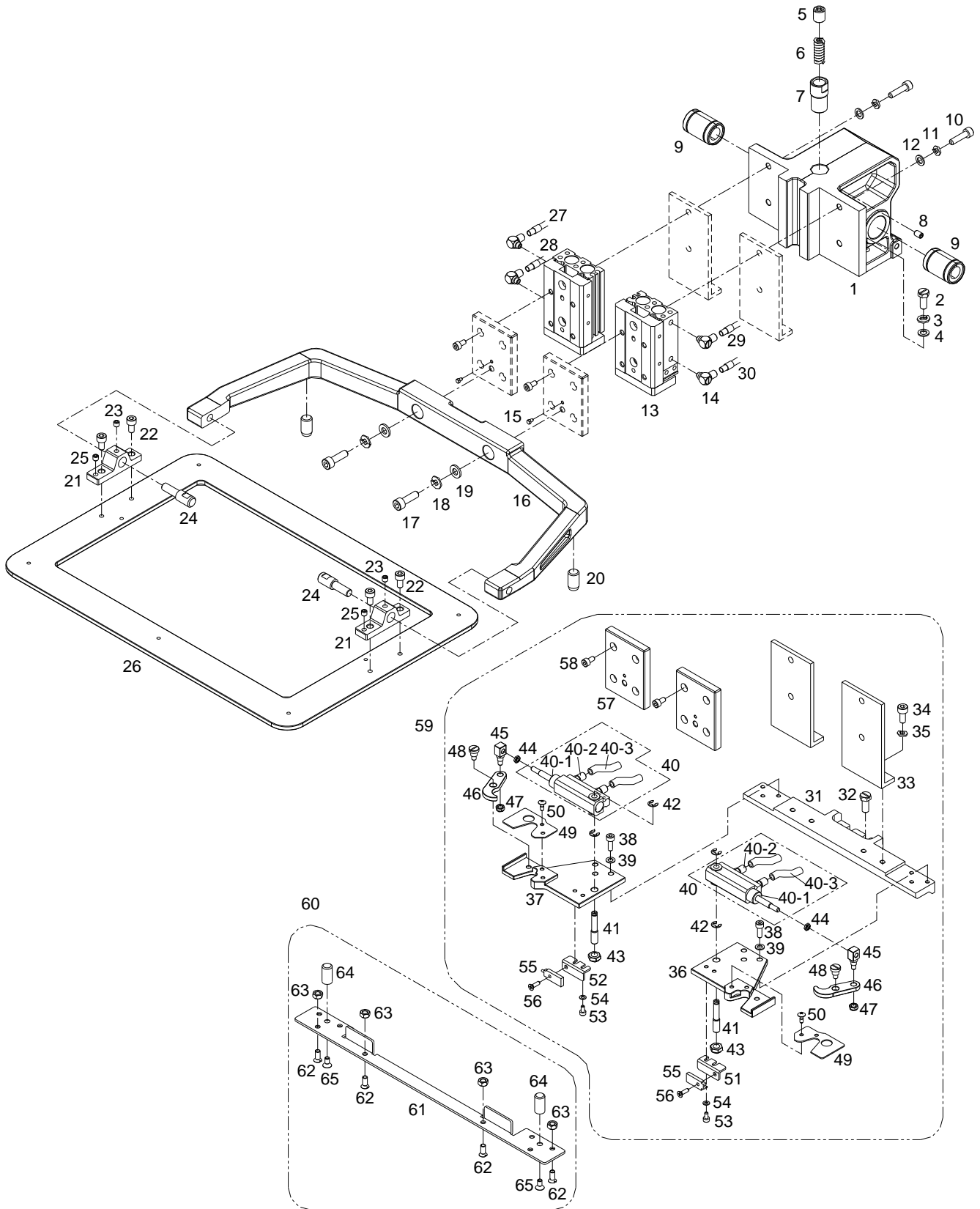


Barcode Reader Mechanism (Option)

바코드 리더기 관계 (선택사양)

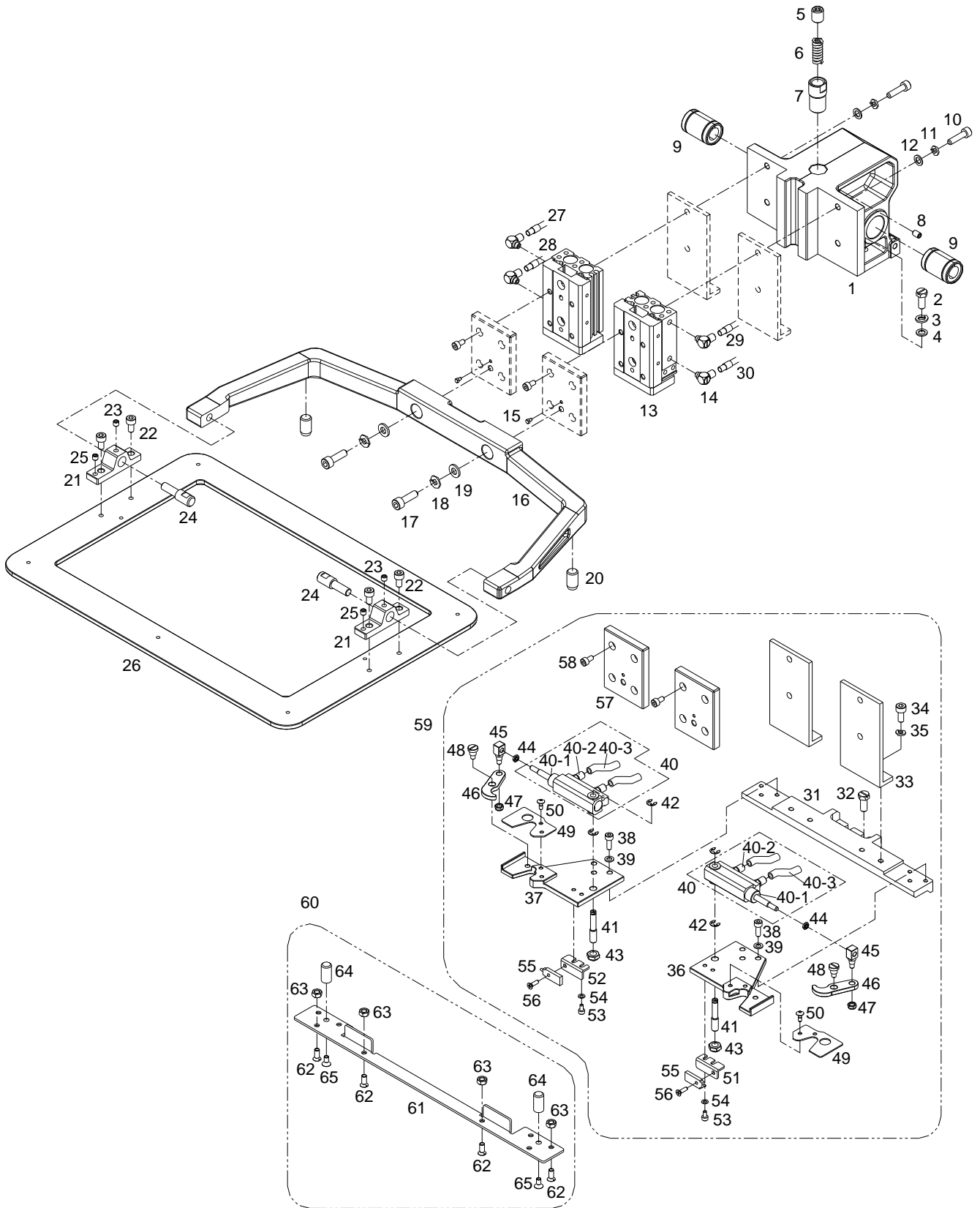


① Cloth Feed Mechanism / 피이드 관계

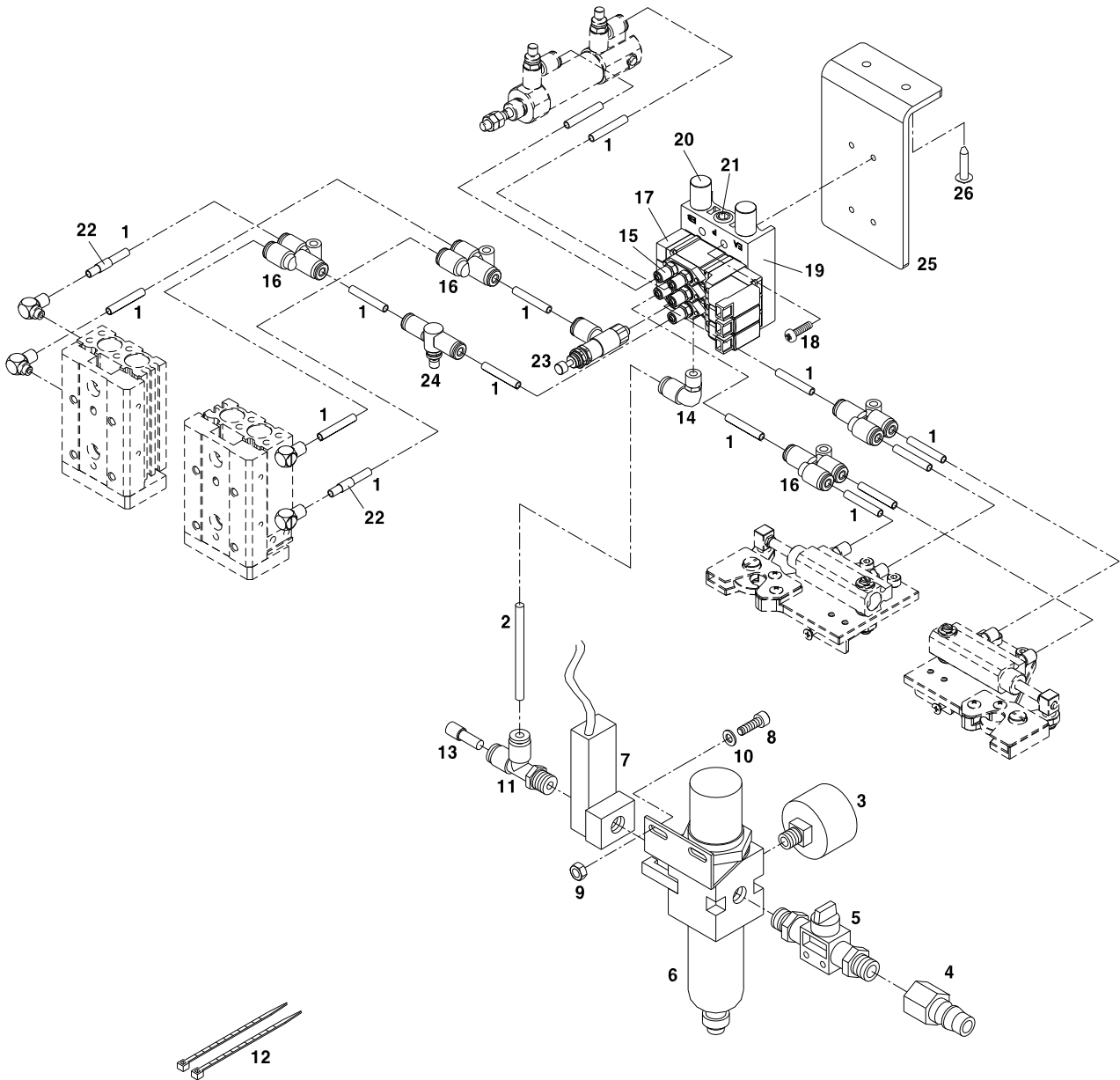


Ref. No.	Parts No.	Note	Name of Parts	품 명	Q'ty	Applied
a-1	CCP-BB000501		Feed Bracket	피이드 브라켓	1	
a-2	DSC-AA000300		Screw (15/64"n=28)	고정나사	2	
a-3	PWS-CA000500		Spring Washer	스프링 와셔	2	
a-4	DWS-AA001500		Washer	와셔	2	
a-5	CCP-CD000200		Slider	슬라이더	1	
a-6	DSP-AA000900		Slider Spring	슬라이더 스프링	1	
a-7	CCP-BD000100		Slider Bracket	슬라이더 받침	1	
a-8	SC-0164-2700		Screw (11/64"n=40)	고정나사	1	
a-9	PBR-FA000200		Ball Bearing	볼베어링(LME 12UU)	2	
a-10	PSC-AC001300		Screw	고정나사	4	
a-11	DWS-CA000100		Spring Washer	스프링와셔	4	
a-12	DSC-AA000200		Washer	평와셔	4	
a-13	PPP-CC000100		Air Slide Table(L)	에어 슬라이드 테이블	2	
a-14	PPP-AA000100		Hose Union	호스 유니온	4	
a-15	DPN-BB000500		Setting Pin	셋팅핀	2	
a-16	CCP-BB000600		Upper Feed Plate Bracket	상피드판 브라켓	1	
a-17	PSC-AC002000		Screw (M6×L20)	고정나사	2	
a-18	PWS-CA000600		Spring Washer	스프링 와셔	2	
a-19	PWS-AA000600		Washer	와셔	2	
a-20	CCP-FD000100		Stopper Rubber for Upper Feed Plate	상피드판 스톱퍼 고무	2	
a-21	CCP-BB000700		Hinge for Upper Feed Plate	상피드판 힌지 몸체	2	
a-22	PSC-AC001700		Screw	고정나사	4	
a-23	DSC-CB000700		Screw	상피드판 수형 조정나사	2	
a-24	DPN-BC000200		Hinge Shaft for Upper Feed Plate	상피드판 힌지축	2	
a-25	DSC-CB000700		Screw	고정나사	2	
a-26	CGA-GK000200		Upper Feed Plate	상피드판	1	
a-27	22A012S-811H		Air Tube Label(S3L)	에어 튜브 라벨(S3L)	1	
a-28	22A048S-811H		Air Tube Label(S4L)	에어 튜브 라벨(S4L)	1	
a-29	22A049S-811H		Air Tube Label(S3R)	에어 튜브 라벨(S3R)	1	
a-30	22A050S-811H		Air Tube Label(S4R)	에어 튜브 라벨(S4R)	1	
a-31	CCP-BA002000		Base Bracket	베이스브라켓	1	
a-32	DSC-AA000300		Screw	육각 볼트(15/64" n=28, L=14)	2	
a-33	CCP-BB011400		Support Bracket	지지 브라켓	2	
a-34	PSC-AC004000		Screw	육각구멍볼이 볼트(M5xP0.8, L=12)	4	
a-35	PWS-CA000800		Spring Washer	스프링 와셔	4	
a-36	CCP-BB011201		Cylinder Bracket-R	실린더 브라켓-R	1	
a-37	CCP-BB011301		Cylinder Bracket-L	실린더 브라켓-L	1	
a-38	PSC-AC004900		Screw	육각구멍볼이 볼트(M4xP0.7, L=12)	6	
a-39	PWS-CA000900		Spring Washer	스프링 와셔	6	
a-40	AAR-PS007500		Air Cylinder Ass'y	에어 실린더(조)	2Set	
a-40-1	PPP-CA006200		Cylinder	에어 실린더(SMC-CJPD10-15D)	1	
a-40-2	PPP-AA000200		Fitting	피팅(M-5H-4)	2	
a-40-3	PPP-AD000100		Air Hose	에어 호스(TU-0425)	2	
a-41	CCP-BF000801		Cylinder Shaft	실린더 고정축	2	
a-42	PSR-AC000300		E-Ring	E형 멈춤링	4	
a-43	PSN-DA000200		Nut	나일론 너트(M6)	2	
a-44	PSN-AA001900		Nut	센서 고정육각너트(M3xP0.5)	2	
a-45	CCP-CJ000100		Hook Moving Shaft	후크이송축	2	
a-46	CCP-CS000100		Hook	후크	2	
a-47	PSN-DA000100		Nut	나일론 너트(M4)	2	
a-48	DSC-FA009400		Stud Screw	남작 단나사(M4xP0.7, D6 x H4.6)	2	
a-49	CCP-LA000800		Hook Cover	후크커버	2	
a-50	PSC-BH000900		Screw	트러스 작은나사(M3xP0.5 L=8)	4	
a-51	CCP-BF001000		Sensor Bracket R	센서 브래킷(우)	1	
a-52	CCP-BF001100		Sensor Bracket L	센서 브래킷(좌)	1	
a-53	PSC-AC011500		Screw	육각구멍볼이 볼트(M3xP0.5, L=6)	4	
a-54	DWS-AA008500		Washer	원형 평와셔	4	

① Cloth Feed Mechanism / 피이드 관계



②Pneumatic Mechanism / 공압 관계



Index

Parts No.	Name of Parts	Page	Ref.No.	Parts No.	Name of Parts	Page	Ref.No.	Parts No.	Name of Parts	Page	Ref.No.
006-00T-0011	Needle (DP×17 #18)	17	D-27	08S006S-306H	Needle Bearing	17	D-15	10-009M-PT11	Screw	65	W-3-12
006-00T-0011	Needle (DP×17 #18)	51	S-9	08S007S-306H	Needle Bar Crank Rod	17	D-16	10-012M-PT10	Stud Main Driving Board (3-5-15)	53	T-34
006-00T-0013	Needle (DP×5 # 14)	51	S-10	08S008S-306H	Screw	17	D-17	10-018B-PT11	Switch Cover (S)	59	V-3-13
006-00T-0013	Needle (DP×5 #14)	17	D-27	08S010S-306H	Needle Bar Holder	17	D-18	10-018B-PT11	Switch Cover (S)	65	W-3-13
01-001B-CPT2	Fan Cover	53	T-27	08S011S-306H	Screw	17	D-19	10-021M-SW66	Screw Guide Cover(M3×L6)	59	V-3-14
01-001C-ZIZA	Fuse 7A 250V	55	T-58	08S012S-306H	Thread Take-Up Crank Shaft	17	D-10	10-021M-SW66	Screw Guide Cover(M3×L6)	65	W-3-14
01-001C-ZIZA	Fuse(7A)	51	S-12	08S201S-306H	Thread Take-Up Lever Ass'y	17	D-7	10-104A-PT10	X-Y Board Radiator	53	T-22-1
01-002C-ZIZA	Fuse 5A 250V	55	T-59	09-025R-SC53	Rubber Cap	55	T-65	10-104A-PT18	Transformer	53	T-20
01-002C-ZIZA	Fuse(5A(T5L))	51	S-12	09-040S-3701	Screw	43	O-30	10-115A-PT10	Radiator Main	53	T-32
01-002M-AU12	Bolt Fan (M4×0.7 L=35)	53	T-28	09-041S-3701	Nut Fan(M4)	53	T-29	10S007S-306H	Thread Trimming Driving Link Stopper	31	J-7
01-004S-BT01	Sticker Replacing Filter	55	T-55	10-001A-PT01	Control Box	53	T-1	11-0000-5050	Operation Box Ass'y	57	U-12
01-007B-CPT1	Fuse(6.3A)	51	S-12	10-001A-PT11	Cover	59	V-3-1	11-001A-5050	Membrane Switch	57	U-12-1
01-011C-WE10	USB Board Stud	55	T-93	10-001A-PT11	Cover	65	W-3-1	11-001B-5050	Key Plate	57	U-12-2
01-020W-2700	Washer	27	H-48	10-001C-PT01	Fuse 3.15A 250V	55	T-62	11-001S-5050	Screw for Key Plate (ST2.6×L4.5)	57	U-12-3
01-102A-PT10	Step Motor Output Cable	55	T-70	10-001C-PT01	Fuse(3.15A(T3.15))	51	S-12	11-002B-5050	LED Cover	57	U-12-8
01A126S-811H	Hinge	15	C-18	10-001C-PT11	Bushing	59	V-3-2	11-002M-PT10	Sponge	59	V-10
01S043S-306H	Safety Plate Ass'y	9	A-27	10-001C-PT11	Bushing	65	W-3-2	11-002M-PT10	Sponge	65	W-10
02-0000-PT18	Power Board Ass'y	53	T-16	10-001M-PT02	Bolt Control Box(M6×L45)	53	T-2	11-002S-5050	Screw for O/P Cover (ST2.9×L8)	57	U-12-11
02-004SC-4113	Screw	61	W-10	10-001S-SW68	E-Ring	59	V-3-3	11-003A-5050	OP Unit Cable	57	U-12-12
020S022S-306H	Thrust Bearing Washer(AS1730)	17	D-42	10-001S-SW68	E-Ring	65	W-3-3	11-003B-5050	Sensor Cover	57	U-12-9
02-101A-PT10	Power Input	55	T-71	10-002A-PT01	Front Cover Control Box	53	T-6	11-006A-PT11	Base Foot Switch	59	V-2
02-102A-PS10	Synchro Connect Cable	55	T-72	10-002A-PT11	Switch Base	59	V-3-4	11-006A-PT11	Base Foot Switch	65	W-2
02-103A-PT10	Solenoid Power Cable	55	T-73	10-002A-PT11	Switch Base	65	W-3-4	11-009S-4532	Nut(M4)	67	X-46
02-105A-PT10	Step Motor Power Cable	55	T-75	10-002S-SW66	Screw Ass'y (M3×L8)	59	V-3-15	11-011A-PT11	Foot Switch Ass'y	59	V-1
02-203A-PS10	Main Driving Motor Output Cable	55	T-84	10-002S-SW66	Screw Ass'y (M3×L8)	65	W-3-15	11-019M-2350	Solenoid Tube	29	I-32
02A101S-811D	Upper Shaft	17	D-1	10-002S-SW66	Screw Ass'y For "B"Foot Switch Cover (M3×L8)	59	V-9	11-1000-PT11	One Step Stroke Ass'y	59	V-3
03-0000-5050	O/P Board	57	U-12-5	10-002S-SW66	Screw Ass'y For "B"Foot Switch Cover (M3×L8)	65	W-9	11-1000-PT11	One Step Stroke Ass'y	65	W-3
03-010A-PT10	Stud (3-5-37)	53	T-41	10-002S-SW66	Screw Ass'y For Main Driving Board (M3×0.5 L=7)	53	T-31	11-111A-PT11	Foot Switch Ass'y	65	W-1
03-011A-PT10	Stud (3-5-42)	53	T-42	10-003A-PT11	Switch Shaft	59	V-3-5	11S036S-306H	Wiper On/Off Switch	29	I-29
03-101A-PT10	Key Input Cable	55	T-76	10-003A-PT11	Switch Shaft	65	W-3-5	12-001M-PT10	Rubber Magnet for O/P	57	U-12-10
03-102A-PT10	Communication Cable	55	T-86	10-003B-PT10	Connecting Plate I/O & CPU	53	T-45	12-002B-5050	Sensor/Switch Cable	55	T-83
03-103A-PT10	Digital Speed Cable	55	T-77	10-003B-PT11	Stopper C	59	V-3-6	12-003M-PT10	Screw Operation Unit Stand	57	U-10
03-104A-PT10	Motor Control Cable	55	T-78	10-003B-PT11	Stopper C	65	W-3-6	12-004A-PT10	Operation Unit Stand	57	U-9
03-106A-PT10	Switch Input Cable	55	T-79	10-003M-PT01	Screw Ass'y For Connectors Cover	55	T-53	15-022S-1000	Screw Connecting Plate	53	T-46
03-108A-PT10	Air Solenoid Output Cable	55	T-80	10-003M-PT01	Screw Ass'y For CPU P.C.B Cover	53	T-51	15-026M-1000	Cable Tie	55	T-67
03-207A-PT10	Electrical Solenoid Output Cable	55	T-81	10-003M-PT01	Screw Control Box	53	T-7	15-026M-1000	Cable Tie	57	U-6
04-001S-PT10	Encoder Sticker	55	T-63	10-003M-PT01	Screw Cover	53	T-9	15-027A-2070	Sensor	71	Y-25
04-002S-PT10	Synchro Sticker	55	T-64	10-003M-PT10	Screw Bridge Diode(M4×L16)	53	T-38	15-027A-2070	Sensor	77	a-55
04-005C-ZIZA	Fuse 8A 250V	55	T-60	10-003S-SW66	Spring Washer Control Box	53	T-3	16059SC-7113	Screw(M6×P0.8×L12)	67	X-13
04-005C-ZIZA	Fuse(8A)	51	S-12	10-004A-PT11	MICRO SWITCH	59	V-3-7	16059SC-7113	Screw(M6×P1×L12)	69	X-62
04S008S-306G	Thread Guide for Needle Bar(G)	17	D-26	10-004A-PT11	MICRO SWITCH	65	W-3-7	18048SC-7113	Screw for Palette Base	43	O-14
04S104S-306H	Needle Bar Bushing(L)	17	D-24	10-005A-CPT1	LCD	57	U-12-4	18048SC-7113	Screw for Palette Base Bracket B	43	O-20
04S1066-306H	Needle Bar Guide Blook	17	D-20	10-005B-PT11	Guide A	59	V-3-17	20-002A-2516	X-Fixed Race	35	K-2
05-003B-AU10	Fuse 0.5A 250V	55	T-61	10-005B-PT11	Guide A	65	W-3-17	20-004A-2516	X-Moving Race	35	K-4
05-003B-AU10	Fuse(0.5A(T500L))	51	S-12	10-005B-PT11	Stopper B	59	V-3-8	20-005A-2516	X-Retainer	35	K-5
05A049S-811H	O-Ring	23	G-49	10-005B-PT11	Stopper B	65	W-3-8	20-017A-2516	Y-Fixed Race(L)	35	K-17
06-110A-PT06	X-Y Board Ass'y	53	T-22	10-005M-PT10	Isolation Bushing "A"	53	T-49	20-018A-2516	Y-Fixed Race(R)	35	K-18
07018SC-8118	Screw(M3×L8)	55	T-89	10-006B-PT11	Guide Base	59	V-3-16	20-020A-2516	Y-Moving Race	35	K-20
07-025S-3701	Screw Ass'y	53	T-21	10-006B-PT11	Guide Base	65	W-3-16	20-038S-2516	Timing Belt Tension Adjusting Bolt	35	K-38
07S024S-306H	Bobbin Case	21	F-23	10-006M-PT10	Isolation Bushing "B"	53	T-48	20-162A-2516	X-Guide Shaft	37	L-12
07S025S-306H	Thread Guide for Needle Bar(G)	17	D-26	10-006S-PT11	Spring A	59	V-3-9	20A001S-811H	Race Table	35	K-11
07S029S-306G	Shuttle(G)	21	F-27	10-006S-PT11	Spring A	65	W-3-9	20A006S-811H	X-Stopper	35	K-6
07S111S-306H	Crank Rod	21	F-10	10-006S-PT11	Stopper A	59	V-3-19	20A007S-811H	Screw (11/64"n=40)	35	K-7
07S130S-306H	Shuttle Driver	21	F-28	10-006S-PT11	Stopper A	65	W-3-19	20A008S-811H	Ball	35	K-8
08-002M-SW67	Stud CPU P.C.B (3-5-10)	53	T-44	10-007B-PT11	Guide Cover	59	V-3-10	20A009S-811H	X-Tension Adjusting Nut	35	K-9
08006SC-8118	Screw for Sensor Bracket	43	O-5	10-007B-PT11	Guide Cover	65	W-3-10	20A010S-811H	X-Tension Adjusting Bolt	35	K-10
08-015C-3701	Clip 4N	59	V-4	10-007S-PT11	Spring B	59	V-3-11	20A012S-811H	Screw (11/64"n=40)	35	K-12
08-015C-3701	Clip 4N	65	W-4	10-007S-PT11	Spring B	65	W-3-11	20A013S-811H	Y-Tension Adjusting Nut	35	K-13
08S002S-306H	Thread Take-Up Lever	17	D-8	10-007S-PT11	Spring C	59	V-3-18	20A014S-811H	Y-Tension Adjusting Bolt	35	K-14
08S003S-306H	Needle Bar Crank	17	D-13	10-007S-PT11	Spring C	65	W-3-18	20A015S-811H	X-Sensor Plate	35	K-15
08S004S-306H	Thread Take-Up Lever Crank	17	D-9	10-008A-PT10	Cover Connectors	53	T-52	20A019S-811H	Screw	35	K-19
08S005S-306H	Needle Bearing	17	D-11	10-009M-PT11	Screw	59	V-3-12	20A021S-811H	Hinge Stud for Y-Moving Race	35	K-21

Index

Parts No.	Name of Parts	Page	Ref.No.	Parts No.	Name of Parts	Page	Ref.No.	Parts No.	Name of Parts	Page	Ref.No.
20A022S-811H	Y-Retainer	35	K-22	BD-000212	CPU Board Ass'y	53	T-43	CCP-BF0010	Sensor Bracket R	71	Y-21
20A023S-811H	Y-Stopper	35	K-23	BD-000239	I/O Board Ass'y	53	T-39	CCP-BF0010	Sensor Bracket R	75	a-51
20A024S-811H	Screw(11/64"n=40)	35	K-24	BD-000296	Main Driving Board Ass'y	53	T-30	CCP-BF0011	Sensor Bracket L	71	Y-22
22-019A-2516	Tapping Screw	49	R-32	BD-000425	Step Board	53	T-22-2	CCP-BF0011	Sensor Bracket L	75	a-52
22-1811-PT01	Control Box Ass'y	55	T-57	BD-000859	486 CPU Board Ass'y	53	T-43	CCP-BK0005	Upper Feed Plate Bracket Holder	41	N-14
22A012S-811H	Air Tube Label(S3L)	41	N-29	BD-000921	O/P Board	57	U-12-5	CCP-CD0002	Slider	41	N-5
22A012S-811H	Air Tube Label(S3L)	75	a-27	BD-000927	USB Joint Board	55	T-92	CCP-CD0002	Slider	75	a-5
22A048S-811H	Air Tube Label(S4L)	41	N-30	BD-000928	486 CPU Board Ass'y	53	T-43	CCP-CJ0001	Hook Moving Shaft	71	Y-15
22A048S-811H	Air Tube Label(S4L)	75	a-28	BD-000961	Power Board Ass'y	53	T-16	CCP-CJ0001	Hook Moving Shaft	75	a-45
22A049S-811H	Air Tube Label(S3R)	41	N-31	BD-001523	I/O Board Ass'y - Barcode Reader	53	T-39	CCP-CS0001	Hook	71	Y-16
22A049S-811H	Air Tube Label(S3R)	75	a-29	BR-000216	Bearing(MR106ZZS)	67	X-25	CCP-CS0001	Hook	75	a-46
22A050S-811H	Air Tube Label(S4R)	41	N-32	CA-001704	Fan Cable	55	T-82	CCP-FD0001	Stopper Rubber for Upper Feed Plate	41	N-24
22A050S-811H	Air Tube Label(S4R)	75	a-30	CA-001748	Sensor	43	O-2	CCP-FD0001	Stopper Rubber for Upper Feed Plate	75	a-20
22S014H-306H	Setting Pin	41	N-16	CA-001916	CPU FDD Control Cable	55	T-85	CCP-LA0008	Hook Cover	71	Y-19
22S014S-306H	Feed Plate Setting Pin	61	W-14	CA-005277	USB Connector Cable	55	T-95	CCP-LA0008	Hook Cover	75	a-49
25S011S-306H	Hand Pulley Spring	19	E-3	CA-006365	Cable	73	Z-2	CGA-GC0001	Presser Foot (Option)	23	G-33
40-108A-1306	Thread Tension Disk	19	E-40	CA-006366	Main Driving Motor Power	55	T-74	CGA-GJ0002	Lower Feed Plate	41	N-26
40S006S-306G	Thread Take-Up Spring(G)	27	H-6	CA-006367	Fan Cable	55	T-98	CGA-GK0002	Upper Feed Plate	41	N-25
40S144S-306H	Thread Release Action Bar Guide	27	H-41	CAB-AA0003	Arm	9	A-1	CGA-GK0002	Upper Feed Plate	75	a-26
41S029S-306H	Thread Guid Plate	19	E-42	CAB-AB0003	Bed	13	B-1	CHK-BD0001	Shuttle(L)	21	F-30
41S034S-306H	Thread Tension Nut	19	E-36	CAC-BJ0002	Plastic Blank	51	S-14	CHK-BJ0001	Plate for Separating Upper Thread(H)	21	F-38
44-041N-7500	Oil Hose	45	P-5	CAC-FD0002	Slider Stop Rubber Plate for Upper Feed Plate	51	S-17	CHK-BJ0002	Inner Hook Presser Plate	21	F-42
49A012S-811H	Cable Tie	63	W-5	CAC-JB0001	Oiler	51	S-5	CHK-BJ0003	Plate for Separating Upper Thread(G)	21	F-39
49A022S-811H	Air Tube Label	47	Q-22	CAC-JB0002	Bottle of Oil	51	S-23	CHK-CH0001	Shuttle Race Adjusting Shaft	21	F-33
49A022S-811H	Air Tube Label	79	a-22	CAC-MA0002	Head Cover	51	S-24	CHK-CH0001	Shuttle(L) Adjusting Shaft	21	F-32
50-006A-2516	Air Slide Table Holder	61	W-9	CAC-MD0001	Inner Box	51	S-35	CHK-HA0001	Shuttle(H)	21	F-26
50-008A-2516	Upper Feed Plate Clamp(L)	61	W-4	CAC-MG0002	Sponge	51	S-11	CHK-HB0001	Bobbin	21	F-25
50-009A-2516	Upper Feed Plate Clamp(R)	61	W-5	CAC-MH0001	Accessory Bag	51	S-27	CHK-HB0001	Bobbin	51	S-6
50-015A-2516	Upper Feed Plate	61	W-1	CAR-BB0001	Manifold Bracket	47	Q-25	CHK-HC0001	Bobbin Case Ass'y	21	F-22
90-011A-2516	Washer	49	R-10	CAR-BB0012	Manifold Bracket	79	a-25	CHK-HQ0001	Shuttle Race Ring	21	F-21
90-013A-2516	Nut	49	R-12	CBW-BA0001	Bobbin Winder Action Body	19	E-13	CHK-KZ0001	Inner Hook Presser Shaft	21	F-43
90A008S-811H	Case for Custody	49	R-7	CBW-BH0001	Bobbin Stopper	19	E-19	CHP-CL0001	Hand Pulley Roller	19	E-8
90A019S-811H	Gas Spring Ass'y	49	R-19	CBW-BJ0001	Thread Winder Action Plate	19	E-31	CHP-CP0001	Hand Pulley	19	E-1
91-001C-PT10	Flat Washer Control Box	53	T-4	CBW-BJ0002	Bobbin Winder Adjusting Plate	19	E-20	CHP-KZ0001	Hand Pulley Shaft	19	E-6
91-101A-SA53	Motor Pulley Cover Ass'y	49	R-16	CBW-BN0001	Bobbin Stand	19	E-18	CL-000101	Upper Shaft Collar	17	D-34
AAR-PS0075	Air Cylinder Ass'y	71	Y-10	CBW-CM0001	Bobbin Winder Lever	19	E-23	CL-000194	Collar	67	X-55
AAR-PS0075	Air Cylinder Ass'y	75	a-40	CBW-CP0001	Thread Winder Action Pulley	19	E-14	CLB-BG0001	Crank Rod Lubrication Plate	45	P-1
AAR-PS0076	Air Unit Ass'y	71	Y-31	CBW-DZ0001	Thread Winder Adjusting Cam	19	E-28	CLB-BG0002	Oil Hose Holder(L)	45	P-6
ABW-PS0001	Bobbin Winder Ass'y	19	E-45	CBW-FA0001	Thread Winder Action Ring	19	E-16	CLB-BG0003	Balance Lubrication Plate	45	P-9
ABW-PS0002	Bobbin Winder Base Ass'y	19	E-11	CBW-FA0002	Bobbin Winder Shaft Rubber Ring	19	E-17	CLB-BG0003	Oil Hose Holder(A)	45	P-8
AHK-PS0001	Inner Hook Presser Shaft Ass'y	21	F-41	CBW-KC0001	Bobbin Winder Lever Shaft	19	E-25	CLB-BG0004	Needle Bar Crank Rod Lubrication Plate	45	P-18
ALS-PS0001	Lower Shaft Ass'y	21	F-1	CBW-KZ0001	Bobbin Winder Shaft	19	E-12	CLB-BG0005	Oscillator Shaft Gear Lubrication Plate	45	P-24
AMB-PS0002	Silicon Tank Ass'y	9	A-21	CCP-BA0020	Base Bracket	71	Y-1	CLB-BG0007	Shuttle Lubrication Plate	45	P-31
AMB-PS0003	Thread Tension controller Ass'y	19	E-35	CCP-BA0020	Base Bracket	75	a-31	CLB-BG0008	Bed Wick Holder	45	P-37
AMB-PS0006	Hook Cover Ass'y	21	F-46	CCP-BB0005	Feed Bracket	41	N-1	CLB-BH0001	Oil Hose Holder(B)	45	P-14
APC-PS0018	Pallet Ass'y	71	Y-33	CCP-BB0005	Feed Bracket	75	a-1	CLB-BH0002	Needle Bar Oil Wick Holder	45	P-16
APC-PS0062	Pallet Ass'y	77	a-59	CCP-BB0006	Upper Feed Plate Bracket	41	N-17	CLB-BH0002	Needle Bar Oil Wick Holder(S)	45	P-21
APM-PS0002	Connecting Link for Presser Foot Cylinder	23	G-41	CCP-BB0006	Upper Feed Plate Bracket	75	a-16	CLB-BH0003	Holder	45	P-39
APT-PS0001	Seam Guide Ass'y	71	Y-34	CCP-BB0007	Hinge for Upper Feed Plate	41	N-19	CLB-BJ0001	Felt Plate	45	P-41
APT-PS0001	Seam Guide Ass'y	77	a-60	CCP-BB0007	Hinge for Upper Feed Plate	75	a-21	CLB-FA0001	Oil Window Rubber Ring	45	P-36
ATA-PS0001	Thread Tension Adjusting Ass'y	27	H-1	CCP-BB0112	Cylinder Bracket-R	71	Y-6	CLB-JD0003	Oil Wick	45	P-4
ATA-PS0002	Second Thread Tension Adjusting Ass'y	27	H-15	CCP-BB0112	Cylinder Bracket-R	75	a-36	CLB-JD0003	Shuttle Lubrication Wick	45	P-27
ATT-PS0004	Moving Mes	31	J-45	CCP-BB0113	Cylinder Bracket-L	71	Y7	CLB-JF0008	Pipe	45	P-49
ATT-PS0004	Moving Mes	51	S-26	CCP-BB0113	Cylinder Bracket-L	75	a-37	CLB-JG0001	Arm Oil Return Felt Oil Hose	45	P-23
ATT-PS0006	Thread Trimming Lever "A"	31	J-52	CCP-BB0114	Support Bracket	71	Y-3	CLB-JG0002	Bed Oil Return Felt Oil Hose	45	P-30
ATT-PS0007	Thread Trimming Lever "B"(H)	31	J-49	CCP-BB0114	Support Bracket	75	a-33	CLB-JG0003	Shuttle Lubrication Oil Hose	45	P-28
AWP-PS0001	Wiper Bracket Ass'y	29	I-1	CCP-BD0001	Slider Bracket	41	N-7	CLB-JG0005	Hose for Oil Supporter	49	R-45
AWP-PS0002	Wiper Crank Ass'y	29	I-9	CCP-BD0001	Slider Bracket	75	a-7	CLB-JJ0001	Oil Window	45	P-34
AWP-PS0003	Wiper Rock Link ass'y	29	I-13	CCP-BF0008	Cylinder Shaft	71	Y-11	CLB-JL0001	Felt	45	P-2
AXY-SM0003	Y-Sensor Bracket	39	M-12	CCP-BF0008	Cylinder Shaft	75	a-41	CLB-JL0002	Balance Lubrication Felt(F)	45	P-10
AXY-SM0004	X-Sensor Bracket	39	M-15	CCP-BF0009	Feed Plate Bracket Holder	71	Y-27	CLB-JL0003	Balance Lubrication Felt(M)	45	P-11
AXY-SM0005	X-Y Ball Guide Ass'y	35	K-1	CCP-BF0009	Feed Plate Bracket Holder	77	a-57	CLB-JL0004	Balance Lubrication Felt(R)	45	P-12

Index

Parts No.	Name of Parts	Page	Ref.No.	Parts No.	Name of Parts	Page	Ref.No.	Parts No.	Name of Parts	Page	Ref.No.
CLB-JL0005	Felt	45	P-20	CNB-HK0001	Thread Guide for Needle Bar(H)	17	D-25	CTR-CC0001	Thread Release Action Bar	27	H-39
CLB-JL0006	Oscillator Shaft Gear Lubrication Felt	45	P-25	CNB-KA0001	Needle Bar	17	D-21	CTT-BB0001	Thread Trimming Sol. Bracket	31	J-2
CLB-JL0007	Shuttle Lubrication Felt(L)	45	P-32	CPB-BB0001	Position Link Stopper Bracket	23	G-55	CTT-BJ0002	Needle Plate	31	J-38
CLB-JL0008	Shuttle Lubrication Felt(S)	45	P-33	CPB-BF0001	Presser Bar Holder	23	G-31	CTT-BJ0003	Thread Release Notch	31	J-10
CLB-JL0009	Felt	45	P-40	CPB-BH0001	Finger Guard	23	G-34	CTT-CA0001	Moving Mes Link	31	J-48
CLB-JL0010	Oil Return Felt(A)	45	P-19	CPB-CA0001	Position Link	23	G-18	CTT-CB0001	Thread Trimming Connecting Link	31	J-30
CLB-JL0011	Arm Oil Return Felt	45	P-22	CPB-CA0002	Presser Link	23	G-16	CTT-CB0004	Thread Trimming Driving Link Ass'y	31	J-16
CLB-JL0012	Bed Oil Return Felt	45	P-29	CPB-CA0003	Presser Driving Link	23	G-20	CTT-CC0001	Thread Trimming Connecting Bar	31	J-32
CLB-JN0001	Oil Gauge	45	P-35	CPB-CB0001	Presser Fork Crank	23	G-4	CTT-CC0005	Thread Trimming Connecting Rod	31	J-25
CLB-JP0001	Nipple for Oil Supporter	49	R-46	CPB-CB0002	Presser Adjusting Arm	23	G-11	CTT-CL0001	Thread Trimming Lever Ring	31	J-51
CLS-KC0001	Lower Shaft	21	F-2	CPB-CC0001	Presser Cam Connecting Rod	23	G-3	CTT-CL0002	Thread Trimming Cam Roller	31	J-19
CLS-KH0001	Oscillator Shaft	21	F-14	CPB-DC0001	Presser Cam	23	G-1	CTT-CM0001	Rotating Link for 1	31	J-5
CMB-BB0001	Safety Bracket	9	A-29	CPB-FB0001	Position Link Stopper Rubber	25	G-57	CTT-CM0002	Thread Release Lever	31	J-22
CMB-BB0002	Emergency Switch Bracket	9	A-41	CPB-KB0001	Presser Bar	23	G-30	CTT-DG0001	Thread Trimming Cam	31	J-8
CMB-BB0005	Support Cover Bracket "A"	13	B-13	CPB-KC0001	Presser Adjusting Bar	23	G-29	CTT-FB00010	Rubber Washer for 12	31	J-15
CMB-BB0009	Hook Cover Hinge	21	F-47	CPB-KF0001	Presser Shaft	23	G-10	CTT-GL0001	Needle Plate Cover(H)	31	J-40
CMB-BB0010	Bellows Bracket	15	C-21	CPM-BM0001	Knuckle of Presser Foot Cylinder	23	G-43	CTT-GL0008	Needle Plate Cover(G)	31	J-41
CMB-BB0011	Bellows Guide Plate	15	C-22	CPM-CA0001	Lift Link of Presser Foot	23	G-46	CTT-KC0001	Thread Trimming Shaft	31	J-12
CMB-BB0012	Support Cover Bracket(L)	13	B-16	CPM-CA0002	Connecting Rod for Presser Foot	23	G-44	CTT-NB0001	Fixed Mes	31	J-43
CMB-BB0013	Support Cover Bracket (R)	13	B-18	CPT-BB0003	Seam Guide	71	Y-35	CTT-NB0001	Fixed Mes	51	S-25
CMB-BG0001	Safety Plate Holder	9	A-30	CPT-BB0003	Seam Guide	77	a-61	CUS-BJ0001	Fix Plate for Crank Blancer	17	D-37
CMB-BH0001	Felt Holder for Silicon Oil Supply	9	A-25	CPT-BB0006	Sensor Bracket Plate	73	Z-5	CUS-CF0001	Bobbin Winder Driving Wheel	17	D-29
CMB-BJ0001	Safety Plate	9	A-28	CPT-BB0007	Bracket Base Plate	73	Z-3	CUS-DA0001	Link Cam	17	D-2
CMB-BJ0003	Motor Cover Support Bracket	15	C-7	CPT-BB0008	Bracket Plate	73	Z-4	CUS-DB0001	Crank Blancer	17	D-36
CMB-BJ0004	Bellows Fixed Plate(F)	15	C-23	CPT-BS0001	Seam Guide	71	Y-38	CWP-BB0001	Wiper Base	29	I-18
CMB-BJ0005	Bellows Fixed Plate(R)	15	C-24	CPT-BS0001	Seam Guide	77	a-64	CWP-BH0001	Wiper	29	I-7
CMB-BJ0007	Support Cover Adjusting Plate	13	B-17	CST-AC0001	Body	49	R-8	CWP-CA0001	Wiper Solenoid Connecting Link	29	I-17
CMB-BJ0008	Presser Plate	13	B-8	CST-BB0001	Bed Hinge(R)	15	C-11	CWP-CA0002	Wiper Rod	29	I-12
CMB-BJ0011	X-Motor Cover Support Bracket	15	C-29	CST-BB0002	Bed Hinge(F)	15	C-12	CWP-KC0001	Wiper Rotation Shaft	29	I-3
CMB-FC0002	Left Cover Gasket	9	A-10	CST-BB0003	Gas Spring Fixed Frame	49	R-37	CWP-LA0001	Wiper Cover	29	I-23
CMB-FC0006	Face Plate Gasket	9	A-4	CST-BB0004	Bracket for Frame Support	49	R-33	CXF-BB0001	Bracket A for X-Driving Shaft	35	K-26
CMB-FD0004	Rubber for X-Moving Cover	13	B-26	CST-BB0005	Bracket for Gas Spring	49	R-21	CXF-BB0003	Bracket B for X-Driving Shaft	35	K-35
CMB-HK0002	Thread Guide (L)	9	A-15	CST-BB0006	Bracket for Gas Spring Shaft	49	R-24	CXF-BB0004	X-Idler Bracket	35	K-41
CMB-HK0006	Thread Guide (R)	9	A-17	CST-BB0007	Stopper for Frame Support Bracket	49	R-34	CXF-BJ0001	Belt Holding Plate	35	K-47
CMB-HK0007	Thread Guide (L)	9	A-20	CST-BB0008	Oiler Holder	49	R-43	CXF-KC0001	X-Driving Shaft A	35	K-25
CMB-HK0008	Thread Guide A	9	A-11	CST-BB0009	Control Box Bracket	49	R-47	CXF-KC00020	X-Driving Shaft B	35	K-34
CMB-HK0009	Thread Guide B	9	A-13	CST-BN0001	Joint Ring A for Gas Spring	49	R-26	CYF-BB0001	Y-Motor Base	37	L-16
CMB-HK0011	Arm Thread Guide	9	A-18	CST-BN0002	Joint Ring B for Gas Spring	49	R-27	CYF-BB0003	Bracket(R) for Y-Guide Shaft	37	L-23
CMB-HM0001	Thread Tension Adjusting Shaft (15/64"n=28)	19	E-41	CST-FD0003	Support Rubber for Bed(F)	49	R-40	CYF-BB0004	X-Guide Shafat Bracket	37	L-14
CMB-JB0001	Silicon Tank	9	A-22	CST-FD0004	Support Rubber for Bed(R)	49	R-41	CYF-BJ0005	Sensor Connecting Plate For Y Removal Shaft	39	M-3
CMB-JJ0001	Silicon Oil Window	9	A-23	CST-FF0001	Hinge Rubber	15	C-17	CYF-BJ0006	Y-Sensor Removal Plate	39	M-9
CMB-JL0001	Silicon Felt	9	A-24	CST-JA0001	Oil Supporter	49	R-5	CYF-KC0002	Y-Guide Shaft	37	L-21
CMB-LA0001	Thread Take Up Cover	9	A-7	CST-JB0001	Oiler	49	R-4	DBS-DA0001	Upper Shaft Bushing(R)	17	D-40
CMB-LA0002	Top Cover	9	A-44	CST-LB0001	Body Side Cover	49	R-13	DBS-DA0002	Needle Bar Bushing(U)	17	D-22
CMB-LA0004	Y-Motor Cover	15	C-4	CST-MF0001	Thread Stand Ass'y	49	R-39	DBS-DA0004	Hand Pulley Bushing	19	E-4
CMB-LA0010	Face Plate	9	A-3	CST-MF0001	Thread Stand Ass'y	51	S-34	DBS-DA0005	Lower Shaft Rear Bushing	21	F-6
CMB-LA0011	Motor Cover	15	C-30	CTA-BA0001	Thread Tension Adjusting Body	27	H-2	DBS-DA0006	Middle Bushing for Lower Shaft	21	F-31
CMB-LA0013	Belt Cover	15	C-1	CTA-BD0001	Spring Cover	27	H-9	DBS-DA0009	Presser Bar Bushing	23	G-24
CMB-LA0014	Hook Cover	21	F-48	CTA-BD0002	Spring Cover	19	E-39	DBS-DA0010	Presser Shaft Bushing A	23	G-8
CMB-LA0015	X-Motor Cover	15	C-3	CTA-BJ0001	Spring Stopper	27	H-12	DBS-DA0011	Presser Shaft Bushing B	23	G-9
CMB-LB0001	Left Cover	9	A-9	CTA-BJ0001	Thread Tension Spring Stopper	19	E-37	DBS-DA0012	Front Bushing for Y-Removal Shaft	37	L-8
CMB-LB0009	Needle Plate Support Cover	13	B-10	CTA-BJ0002	Presser Plate for 7	27	H-8	DBS-DA0013	Rear Bushing for Y-Removal Shaft	37	L-9
CMB-LB0010	Bed Cover(L)	13	B-2	CTA-BJ0003	Thread Detecting Plate	27	H-46	DBS-DB0001	Upper Shaft Bushing(F)	17	D-28
CMB-LB0011	Bed Cover(R)	13	B-3	CTA-BJ0004	Thread Detecting Plate Guide	27	H-44	DBS-DB0002	Upper Shaft Bushing(M)	17	D-33
CMB-LB0012	X-Moving Cover	13	B-6	CTA-BN0001	Thread Detecting Plate Ring	27	H-45	DCL-AA0002	Oscillator Shaft Collar(L)	21	F-15
CMB-LD0001	Oil Sticker	9	A-45	CTA-HL0001	Thread Guide Disk	27	H-7	DCL-AA0003	Oscillator Shaft Collar(R)	21	F-20
CMB-LD0002	Warning Sticker	11	A-58	CTA-HM0001	Thread Tension Adjusting Shaft	27	H-3	DCL-AA0004	Connecting Link Collar for Presser Foot Cylinder	23	G-42
CMB-LD0004	Model Mark (HS)	9	A-55	CTA-HM0002	Second Thread Tension Adjusting Shaft	27	H-16	DCL-AA0004	Lower Shaft Collar	21	F-9
CMB-LD0371	Model Mark (HS-25)	11	A-63	CTR-BH0001	Thread Release Connecting Rod	27	H-22	DCL-AA0004	Presser Driving Link Collar	23	G-22
CMB-LD0372	Model Mark (GS-25)	11	A-64	CTR-BJ0002	Thread Release Adjusting Plate	27	H-29	DCL-AA0004	Thread Trimming Shaft Collar	31	J-13
CMB-LF0002	Film for Needle Plate Support Cover	13	B-23	CTR-BJ0003	Thread Release Stopper	27	H-27	DCL-AA0007	Wiper Rotation Shaft Collar	29	I-5
CMB-NB0001	Thread Winder Mes	19	E-33	CTR-CA0001	Thread Release Link	27	H-20	DCL-BB0001	Thread Release Shaft Collar	27	H-37

Index

Parts No.	Name of Parts	Page	Ref.No.	Parts No.	Name of Parts	Page	Ref.No.	Parts No.	Name of Parts	Page	Ref.No.
DCL-BB0002	Wiper Base Collar	29	I-22	DSC-BB0004	Screw (11/64"n=40 L=8)	13	B-4	DSC-BJ0008	Screw (11/64"n=40)	33	J-55
DCR-AD0002	Coupling	17	D-44	DSC-BB0004	Screw (11/64"n=40 L=8)	13	B-7	DSC-BJ0009	Screw	11	A-62
DGR-AA0001	Lower Shaft Gear	21	F-3	DSC-BB0004	Screw	77	a-62	DSC-BJ0010	Screw	61	W-2
DGR-AA0002	Oscillator Shaft Gear	21	F-16	DSC-BB0007	Screw (9/64"n=40 L=9.5)	23	G-35	DSC-BJ0011	Screw (11/64"n=40)	45	P-7
DGR-AA0003	Y-Driving Gear	35	K-28	DSC-BB0008	Screw (M4xL7)	51	S-16	DSC-BJ0032	Screw	29	I-35
DGR-AA0004	X-Drive Gear	37	L-5	DSC-BC0001	Screw (15/64"n=40)	31	J-39	DSC-CA0002	Screw (9/64"n=40)	27	H-4
DGR-AA0004	Y-Drive Gear	37	L-18	DSC-BC0002	Screw (9/64"n=40)	19	E-34	DSC-CA0003	Screw (3/16"n=28)	27	H-36
DGR-AC0001	Hand Pulley Gear A	17	D-31	DSC-BF0001	Screw for C-21	17	D-50	DSC-CA0004	Screw (11/64"n=40 L=5)	23	G-23
DGR-AC0001	Hand Pulley Gear B	19	E-10	DSC-BF0002	Screw	19	E-2	DSC-CB0001	Screw for D-29	17	D-30
DGR-AF0002	Y-Removal Shaft	37	L-7	DSC-BF0003	Screw (3/16"n=28)	9	A-47	DSC-CB0003	Screw (11/64"n=40)	9	A-26
DPK-CA0002	Rubber	45	P-47	DSC-BF0004	Screw (15/64"n=28 L=7)	9	A-14	DSC-CB0003	Screw (11/64"n=40)	17	D-23
DPK-CB0001	Arm Rubber Cap(L) (d=φ16)	9	A-51	DSC-BF0005	Earth Screw (11/64"n=40)	9	A-57	DSC-CB0003	Screw (11/64"n=40)	19	E-15
DPK-CB0001	Bed Right Part Rubber Cap	13	B-25	DSC-BF0005	Screw (11/64"n=40 L=11)	15	C-5	DSC-CB0003	Screw (11/64"n=40)	23	G-25
DPK-CB0002	Arm Rubber Cap(M) (d=φ10.5)	9	A-52	DSC-BF0006	Screw (3/16"n=28 L=10)	13	B-14	DSC-CB0004	Screw	21	F-54
DPK-CB0002	Rubber Cap for Face Plate	9	A-6	DSC-BF0006	Screw (3/16"n=28 L=5.5)	15	C-26	DSC-CB0004	Screw (1/4"n=40)	17	D-35
DPK-CB0004	Arm upper Part Rubber Cap (d=φ12)	9	A-50	DSC-BF0006	Screw (3/16"n=28 L=8)	39	M-5	DSC-CB0004	Screw (1/4"n=40)	23	G-2
DPK-CB0004	Needle Bar Rubber Cap (d=φ8.3)	9	A-46	DSC-BF0006	Screw (3/16"n=28)	35	K-3	DSC-CB0004	Screw (1/4"n=40)	23	G-12
DPK-CB0006	Air Hose Guide Rubber	9	A-54	DSC-BF0006	Screw (3/16"n=28)	45	P-3	DSC-CB0004	Screw (1/4"n=40)	31	J-9
DPK-CB0007	Arm Rubber Cap(S) (d=φ8.3)	9	A-53	DSC-BF0006	Screw(3/16"n=28)	29	I-2	DSC-CB0004	Screw (15/64"n=28)	17	D-32
DPK-CB0015	Rubber Cap	11	A-59	DSC-BF0007	Screw	37	L-17	DSC-CB0005	Screw	15	C-19
DPL-BD0001	Pulley for X-Timing Belt	35	K-30	DSC-BF0007	Screw (15/64"n=28)	17	D-4	DSC-CB0005	Screw	35	K-29
DPN-AA0003	Presser Cam Connecting Rod Pin	23	G-6	DSC-BF0007	Screw (15/64"n=28)	23	G-5	DSC-CB0005	Screw	61	W-12
DPN-AA0005	Thread Release Pin	27	H-43	DSC-BF0008	Screw (15/64"n=28)	17	D-6	DSC-CB0005	Screw (15/64"n=28 L=7.5)	37	L-6
DPN-AA0006	Presser Bar Lifter Connecting Shaft	23	G-51	DSC-BF0008	Screw (15/64"n=28)	21	F-34	DSC-CB0005	Screw (15/64"n=28 L=7.5)	37	L-13
DPN-AA0007	Shaft for Gas Spring Fixed Frame	49	R-38	DSC-BF0008	Screw (15/64"n=28)	23	G-52	DSC-CB0005	Screw (15/64"n=28)	17	D-12
DPN-AA0008	Upper Shaft for Gas Spring	49	R-22	DSC-BF0009	Screw (11/64"n=40 L=7.5)	39	M-13	DSC-CB0005	Screw (15/64"n=28)	17	D-14
DPN-AD0004	Thread Release Shaft	27	H-35	DSC-BF0009	Screw (11/64"n=40 L=7.5)	39	M-16	DSC-CB0005	Screw (15/64"n=28)	19	E-5
DPN-AD0006	Thread Trimming Cam Roller Shaft	31	J-20	DSC-BF0009	Screw (11/64"n=40)	21	F-35	DSC-CB0005	Screw (15/64"n=28)	21	F-19
DPN-BB0001	Position Link Stopper	23	G-53	DSC-BF0009	Screw (11/64"n=40)	45	P-38	DSC-CB0005	Screw (15/64"n=28)	31	J-17
DPN-BB0005	Setting Pin	75	a-15	DSC-BF0013	Screw	45	P-42	DSC-CB0006	Screw (11/64"n=40)	21	F-5
DPN-BC0002	Hinge Shaft for Upper Feed Plate	41	N-22	DSC-BF0013	Screw (3/32"n=56)	21	F-40	DSC-CB0007	Screw	21	F-55
DPN-BC0002	Hinge Shaft for Upper Feed Plate	75	a-24	DSC-BF0017	Screw	19	E-32	DSC-CB0007	Screw	41	N-21
DSC-AA0002	Screw (11/64"n=40)	13	B-19	DSC-BF0018	Screw (1/8"n=40)	19	E-21	DSC-CB0007	Screw	41	N-23
DSC-AA0002	Screw (11/64"n=40)	27	H-33	DSC-BF0020	Screw (9/64"n=40)	31	J-44	DSC-CB0007	Screw (15/64"n=28)	31	J-14
DSC-AA0002	Screw (15/64"n=28)	13	B-21	DSC-BF0021	Thread Trimming Lever Screw	33	J-54	DSC-CB0007	Screw (M5xL5, p=0.8)	33	J-58
DSC-AA0002	Washer	13	B-12	DSC-BF0022	Screw (11/64"n=40)	13	B-11	DSC-CB0007	Screw	75	a-23
DSC-AA0002	Washer	41	N-12	DSC-BF0022	Screw (11/64"n=40)	35	K-48	DSC-CB0007	Screw	75	a-25
DSC-AA0002	Washer	75	a-12	DSC-BF0024	Screw (9/64"n=40)	45	P-13	DSC-FA0001	Safety Plate Hinge Screw	9	A-31
DSC-AA0003	Screw	71	Y-2	DSC-BF0025	Screw	45	P-46	DSC-FA0002	Hand Pulley Roller Hinge Screw	19	E-9
DSC-AA0003	Screw (15/64"n=28 L=14)	13	B-9	DSC-BF0029	Screw (15/64"n=28)	15	C-2	DSC-FA0003	Position Link Hinge Screw	23	G-19
DSC-AA0003	Screw (15/64"n=28 L=14)	37	L-10	DSC-BF0031	Screw (11/64"n=40 L=11)	23	G-32	DSC-FA0004	Presser Ling Hinge Screw	23	G-17
DSC-AA0003	Screw (15/64"n=28)	41	N-2	DSC-BG0001	Screw (9/64"n=40)	27	H-47	DSC-FA0005	Presser Adjusting Arm Hinge Screw	23	G-15
DSC-AA0003	Screw (15/64"n=28)	49	R-25	DSC-BH0003	Screw(M3xP0.5xL6)	67	X-38	DSC-FA0008	Hinge Screw for 9	29	I-10
DSC-AA0003	Screw (15/64"n=28)	75	a-2	DSC-BJ0001	Screw (9/32"n=28)	17	D-5	DSC-FA0009	Hinge Screw for 13	29	I-14
DSC-AA0003	Screw	75	a-32	DSC-BJ0002	Screw	15	C-10	DSC-FA0012	Stud for Presser Link	23	G-45
DSC-AA0004	Link Stopper Screw	31	J-35	DSC-BJ0002	Screw	39	M-19	DSC-FA0014	Hinge Screw for 39	27	H-40
DSC-AA0005	Screw	41	N-27	DSC-BJ0002	Screw (11/64"n=40 L=7.4)	39	M-4	DSC-FA0015	Thread Release Link Hinge Screw	27	H-21
DSC-AC0034	Screw (M4xP0.7 L=30)	47	Q-18	DSC-BJ0002	Screw (11/64"n=40)	9	A-5	DSC-FA0016	Hinge Screw A for 22	27	H-23
DSC-AC0034	Screw (M4xP0.7,L=30)	79	a-18	DSC-BJ0002	Screw (11/64"n=40)	9	A-37	DSC-FA0017	Stud for Presser Foot Lift Link	23	G-50
DSC-BA0001	Screw	29	I-24	DSC-BJ0002	Screw (11/64"n=40)	9	A-39	DSC-FA0018	Hinge Screw for Moving Mes	31	J-46
DSC-BA0001	Screw (9/64"n=40)	9	A-16	DSC-BJ0002	Screw (11/64"n=40)	9	A-42	DSC-FA0019	Stud for X-Timing Belt	35	K-45
DSC-BA0001	Screw(9/64"n=40)	29	I-8	DSC-BJ0002	Screw (11/64"n=40)	9	A-49	DSC-FA0094	Stud Screw	71	Y-18
DSC-BA0004	Screw	37	L-2	DSC-BJ0002	Screw (11/64"n=40)	21	F-51	DSC-FA0094	Stud Screw	75	a-48
DSC-BA0005	Screw (3/16"n=28)	17	D-38	DSC-BJ0002	Screw (11/64"n=40)	45	P-26	DSC-FB0001	Crank Rod Hinge Screw	21	F-12
DSC-BA0005	Screw (3/16"n=28)	27	H-28	DSC-BJ0002	Screw (11/64"n=40)	49	R-36	DSC-FB0002	Hinge Screw B for 22	27	H-25
DSC-BA0005	Screw (3/16"n=28)	31	J-3	DSC-BJ0002	Screw (3/16"n=28)	35	K-31	DSC-FB0003	Hinge Screw for 32	31	J-33
DSC-BA0005	Screw(11/64"n=40)	29	I-21	DSC-BJ0002	Screw (11/64"n=40 L=5)	39	M-10	DSC-FB0004	Hinge Screw for 30	31	J-31
DSC-BA0019	Screw for Sensor	43	O-3	DSC-BJ0003	Screw (9/64"n=40)	9	A-8	DSC-FD0001	Hinge Screw for 25	31	J-28
DSC-BA0033	Screw	45	P-45	DSC-BJ0003	Screw (9/64"n=40)	27	H-42	DSC-FF0001	Presser Driving Link Hinge Screw	23	G-21
DSC-BB0003	Screw (M4xP0.5)	31	J-42	DSC-BJ0004	Screw (11/64"n=40)	21	F-11	DSC-FG0001	Thread Trimming Lever Shaft	31	J-53
DSC-BB0004	Screw	71	Y-36	DSC-BJ0005	Screw	25	G-59	DSC-FH0001	Hinge Stud for Presser Foot Cylinder	23	G-38
DSC-BB0004	Screw (11/64"n=40)	13	B-24	DSC-BJ0006	Screw (15/64"n=28)	23	G-56	DSC-GA0001	Thread Release Lever Pin	31	J-23

Index

Parts No.	Name of Parts	Page	Ref.No.	Parts No.	Name of Parts	Page	Ref.No.	Parts No.	Name of Parts	Page	Ref.No.
DSC-HA0001	Presser Adjusting Screw	23	G-26	DWS-AA0005	Washer	39	M-11	GP-002551	Palette Pin Assist Bracket	43	O-29
DSC-HB0002	Support Stud For Y-Motor Cover	15	C-9	DWS-AA0005	Washer	39	M-14	GP-009252	Model Sticker(GS)	9	A-56
DSC-HB0003	Wiper Base Joint	29	I-19	DWS-AA0005	Washer	39	M-17	GP-009844	Thread Trimming Lever "B"(G)	31	J-50
DSC-HB0004	Lower Shaft for Gas Spring	49	R-23	DWS-AA0005	Washer	39	M-20	GP-010402	Manifold Bracket	63	W-6
DSC-HB0006	Support Stud For X-Motor Cover	15	C-8	DWS-AA0005	Washer	45	P-17	GP-011049	Sticker Caution	55	T-54
DSC-HD0001	Safety Plate Spring Hook	9	A-35	DWS-AA0005	Washer	49	R-35	GP-012328	Cylinder B (CJPD15-10D)	67	X-41
DSC-HD0002	Spring Hook Screw	27	H-31	DWS-AA0006	Washer	29	I-20	GP-013006	Presser Foot	69	X-64
DSC-HD0002	Spring Hooker	31	J-37	DWS-AA0006	Washer	31	J-29	GP-013515	Lower Feed Plate	61	W-13
DSD-AA0001	Wiper Solenoid Ass'y	29	I-25	DWS-AA0006	Washer	37	L-3	GP-014837	Sensor	39	M-7
DSD-AB0001	Thread Trimming Sol. Ass'y	31	J-1	DWS-AA0006	Washer	39	M-6	GP-017387	Fan Bracket	53	T-22-4
DSN-AA0002	Nut (3/16"n=28)	9	A-36	DWS-AA0006	Washer (φ5)	17	D-49	GP-018205	CE Mark	11	A-61
DSN-AA0002	Nut (3/16"n=28)	27	H-24	DWS-AA0007	Washer	21	F-17	GP-019553	Emergency Switch	9	A-40
DSN-AA0003	Nut (11/64"n=40)	9	A-32	DWS-AA0008	Thrust Washer	21	F-8	GP-031323	Upper Clamp Arm(R)	67	X-2
DSN-AA0003	Nut (11/64"n=40)	27	H-32	DWS-AA0011	Washer	23	G-36	GP-031324	Upper Clamp Arm(L)	67	X-3
DSN-AA0003	Nut (11/64"n=40)	29	I-11	DWS-AA0012	Washer	27	H-26	GP-031325	Block for Adjusting Position(R)	67	X-6
DSN-AA0004	Nut	23	G-47	DWS-AA0012	Washer	27	H-38	GP-031326	Block for Adjusting Position(L)	67	X-7
DSN-AA0004	Nut (15/64"n=28)	9	A-12	DWS-AA0013	Washer	27	H-38	GP-031326	Block for Adjusting Position(L)	67	X-7
DSN-AA0004	Nut (15/64"n=40)	31	J-24	DWS-AA0013	Washer	35	K-32	GP-031327	Cylinder Base Body	67	X-12
DSN-AA0004	Nut (15/64"n=40)	31	J-24	DWS-AA0013	Washer	35	K-40	GP-031328	Guide Shaft	67	X-14
DSN-AA0004	Nut (3/16"n=28)	31	J-4	DWS-AA0014	Washer for Y-Driving Shaft	37	L-19	GP-031328	Guide Shaft	67	X-14
DSN-AA0005	Nut (1/4"n=40)	21	F-13	DWS-AA0014	Washer for Y-Driving Shaft	37	L-19	GP-031329	Cylinder Base	67	X-16
DSN-AA0005	Nut (1/4"n=40)	25	G-58	DWS-AA0015	Washer	35	K-43	GP-031330	Low Feed Plate(M)	67	X-60
DSN-AA0005	Nut (11/4"n=40)	25	G-58	DWS-AA0015	Washer	37	L-4	GP-031331	Clamp (M) Base	67	X-19
DSN-AA0006	Nut	29	I-33	DWS-AA0015	Washer	41	N-4	GP-031332	Clamp (M)	67	X-21
DSN-AA0006	NUT	43	O-32	DWS-AA0015	Washer	43	O-27	GP-031332	Clamp (M)	67	X-21
DSN-AA0007	Nut	19	E-43	DWS-AA0015	Washer	61	W-3	GP-031334	Bearing Housing	67	X-26
DSN-AA0007	Nut (15/64"n=28)	27	H-19	DWS-AA0015	Washer	61	W-3	GP-031335	Bearing Stopper	67	X-28
DSN-AA0007	Nut(15/64"n=28)	61	W-11	DWS-AA0015	Washer	75	a-4	GP-031336	CV Stopper	67	X-30
DSN-AA0008	Nut (3/16"n=28)	31	J-34	DWS-AA0017	Washer (t=0.4)	31	J-47	GP-031337	Clamp Shaft	67	X-32
DSN-AA0008	Nut (3/16"n=28)	45	P-15	DWS-AA0018	Washer (t=0.5)	31	J-47	GP-031338	Clamp Shaft Holder	67	X-33
DSN-AA0009	Nut	71	Y-37	DWS-AA0019	Spring for Palette Base Bracket B	43	O-22	GP-031339	Clamp	67	X-35
DSN-AA0009	Nut (11/64"n=40)	31	J-21	DWS-AA0019	Washer	13	B-15	GP-031340	Clamp Shaft Link	67	X-39
DSN-AA0009	Nut	77	a-63	DWS-AA0019	Washer for Palette Base	43	O-15	GP-031341	Block for Cylinder Rod	67	X-44
DSN-AA0010	Arm Thread Guide Nut	9	A-19	DWS-AA0019	Washer for Palette Base Bracket A	43	O-18	GP-031342	Screw for Clamp Shaft Link	67	X-45
DSN-CC0001	Nut for Presser Adjusting Screw	23	G-27	DWS-AA0020	Washer	15	C-14	GP-031343	Cylinder Base	67	X-47
DSN-CD0001	Thread Adjusting Nut	27	H-13	DWS-AA0021	Washer	47	Q-10	GP-031344	Cylinder Hinge Shaft Stopper	67	X-49
DSN-CD0002	Second Thread Adjusting Nut	27	H-18	DWS-AA0021	Washer	79	a-10	GP-031345	Cylinder Hinge Shaft	67	X-51
DSN-CF0001	Presser Adjusting Arm Nut	23	G-13	DWS-AA0040	Washer (t=0.6)	31	J-47	GP-031346	Low Feed Plate(L)	67	X-52
DSP-AA0002	Presser Adjusting Spring	23	G-28	DWS-AA0041	Washer (t=0.7)	31	J-47	GP-031347	Low Feed Plate(R)	67	X-53
DSP-AA0003	Position Link Stopper Spring	23	G-54	DWS-AA0085	Washer	71	Y-24	GP-031562	Cylinder A (SMC MGPM12-10)	67	X-10
DSP-AA0006	Inner Hook Spring	21	F-45	DWS-AA0085	Washer for Sensor Bracket	43	O-6	GP-032962	Clamp A	67	X-36
DSP-AA0007	Spring for 12	31	J-18	DWS-AA0085	Washer	75	a-54	GP-032964	Clamp B	67	X-37
DSP-AA0009	Slider Spring	41	N-6	DWS-AA0095	Spring Washer for Palette Base Bracket B	43	O-21	GP-033717	Clamp Bracket	67	X-1
DSP-AA0009	Slider Spring	75	a-6	DWS-AA0130	Washer	23	G-14	GP-033718	Feed Bracket	69	X-61
DSP-AB0001	Thread Winder Spring	19	E-30	DWS-CA0001	Spring Washer	41	N-11	GP-033923	Speed Controller(AS131F-M5-04)	67	X-11
DSP-AB0002	Thread Release Return Spring	27	H-30	DWS-CA0001	Spring Washer (φ5)	17	D-48	GP-033924	SMC AS121F-M5-04	67	X-42
DSP-AB0003	Thread Stick Return Spring	31	J-36	DWS-CA0001	Spring Washer	75	a-11	GP-034235	Oil Adjustment Block	45	P-44
DSP-AC0001	Safety Plate Spring	9	A-34	EA-000177	Fan	53	T-22-3	GP-038188	Cover CPU P.C.B	53	T-50
DSP-AC0002	Wiper Spring	29	I-16	EA-000471	LCD	57	U-12-4	GP-038536	Wick	45	P-43
DSP-AD0001	Hook Cover Plate Spring A	21	F-49	EP-000071	Fan	55	T-97	GP-038929	Y-Removal Sensor Connecting Crank	39	M-1
DSP-AD0002	Hook Cover Plate Spring B	21	F-50	EP-000291	Fan Ass'y	53	T-26	GP-046265	486 CPU Card Sticker	55	T-87
DSP-BA0001	Thread Tension Adjusting Spring(H)	27	H-10	EP-000497	USB Flash Drive	51	S-36	GP-048070	Operation Unit Stand	57	U-9
DSP-BA0002	Second Thread Tension Adjusting Spring	27	H-17	GP-002097	Palette Pin Holder	43	O-23	GP-049857	USB Board Bracket	55	T-88
DSP-BA0003	Thread Tension Spring	19	E-38	GP-002098	Screw for Palette Pin Holder	43	O-24	GP-049858	USB Connector Cover	55	T-90
DSP-BA0010	Thread Tension Adjusting Spring(G)	27	H-11	GP-002099	Screw for Cylinder Base Bracket	43	O-9	GP-050297	Front Cover Control Box	53	T-6
DSP-BB0001	Thread Take-Up Spring(H)	27	H-5	GP-002100	Bracket for Cylinder Base(R)	43	O-10	GP-050302	Connecting Plate I/O & CPU	53	T-45
DTC-AJ0001	Bellows	15	C-20	GP-002101	Bracket for Cylinder Base(L)	43	O-11	GP-052136	Voltage Sticker	55	T-66
DWS-AA0001	Link Cam Washer	17	D-3	GP-002102	Bracket for Cylinder Shaft	43	O-12	GP-052396	Front Cover for O/P	57	U-12-6
DWS-AA0002	Washer	15	C-27	GP-002103	Sensor Bracket(R)	43	O-7	GP-052397	Rear Cover for O/P	57	U-12-7
DWS-AA0002	Washer	19	E-22	GP-002104	Sensor Bracket(L)	43	O-8	GP-053206	Cover Foot Switch	59	V-7
DWS-AA0003	Shuttle Bearing Washer	21	F-37	GP-002105	Palette Base	43	O-13	GP-053206	Cover Foot Switch	65	W-7
DWS-AA0004	Washer	9	A-33	GP-002106	Palette Base Bracket A	43	O-16	GP-057460	Barcode Reader Sensor	73	Z-1
DWS-AA0004	Washer	19	E-27	GP-002107	Palette Base Bracket B	43	O-19	GP-057463	Cover Control Box	53	T-8
DWS-AA0005	Washer	9	A-38	GP-002109	Air Cylinder for Palette Pin Holder	43	O-25	KS-0001-2516	Table(L)	49	R-1
				GP-002110	Air Fitting for Palette Pin Holder	43	O-26	KS-0001-2516	Table(R)	49	R-2

Index

Parts No.	Name of Parts	Page	Ref.No.	Parts No.	Name of Parts	Page	Ref.No.	Parts No.	Name of Parts	Page	Ref.No.
PBR-AA0006	Bearing (F608Z)	35	K-33	PPP-BB0002	Manifold Block	63	W-4	PSC-AC0061	Screw for Palette Base Bracket A	43	O-17
PBR-AA0007	Bearing (FR6Z)	37	L-20	PPP-BB0011	Manifold Block	79	a-19	PSC-AC0071	Bolt	73	Z-7
PBR-AA0008	Bearing (696Z)	35	K-44	PPP-BC0001	Silencer	47	Q-20	PSC-AC0075	Bolt	73	Z-13
PBR-BA0001	Needle Bearing(KT151917)	17	D-41	PPP-BC0001	Silencer	71	Y-31-4	PSC-AC0075	Screw(M3xP0.5xL6)	67	X-29
PBR-BA0002	Needle Roller Bearing	21	F-53	PPP-BC0001	Silencer	79	a-20	PSC-AC0100	Screw(M3xP0.5xL6)	67	X-50
PBR-BA0003	Needle Bearing (KT81110)	21	F-7	PPP-BD0001	Filter Regulator	47	Q-6	PSC-AC0115	Screw	71	Y-23
PBR-FA0001	Bearing (LM12)	37	L-25	PPP-BD0001	Filter Regulator	79	a-6	PSC-AC0115	Screw	75	a-53
PBR-FA0002	Bearing	69	X-63	PPP-BF0001	Pressure Decreasing Valve	47	Q-23	PSC-AC0119	Screw(M4xP0.7xL10)	67	X-8
PBR-FA0002	Ball Bearing	41	N-35	PPP-BF0001	Pressure Decreasing Valve	63	W-1	PSC-AC0119	Screw(M4xP0.7xL10)	67	X-34
PBR-FA0002	Ball Bearing	75	a-9	PPP-BF0001	Pressure Decreasing Valve	79	a-23	PSC-AC0130	Bolt	73	Z-10
PBR-GB0001	Rod End(R)	31	J-26	PPP-BG0001	Air Pressure Switch	47	Q-7	PSC-AC0141	Bolt	73	Z-11
PBT-BC0001	X-Timing Belt	35	K-46	PPP-BG0001	Air Pressure Switch	79	a-7	PSC-BA0001	Screw	29	I-26
PMT-BJ0003	X-Driving Motor	37	L-1	PPP-CA0002	Presser Foot Cylinder	23	G-37	PSC-BB0001	Screw	43	O-31
PMT-BJ0004	Y-Driving Motor	37	L-15	PPP-CA0062	Cylinder	71	Y-10-1	PSC-BB0001	Screw	71	Y-39
PN-000074-	Palette Pin	43	O-28	PPP-CA0062	Cylinder	75	a-40-1	PSC-BB0001	Screw	77	a-65
PPN-AA0001	Pin	21	F-4	PPP-CC0001	Air Slide Table(L)	41	N-9	PSC-BB0012	Screw(M3xP0.5xL5)	67	X-54
PPN-AF0001	Spring Pin (Ø4, ℓ=10)	19	E-7	PPP-CC0001	Air Slide Table(L)	75	a-13	PSC-BB0022	Screw	71	Y-26
PPN-AF0003	Spring Pin (φ2×ℓ9.8)	21	F-52	PPP-DA0001	Gas Spring	49	R-20	PSC-BB0022	Screw	77	a-56
PPP-AA0001	Hose Union	41	N-13	PSC-AA0002	Screw (M4×1.0 L=14)	49	R-29	PSC-BH0001	Screw (M3×0.5 L=4)	15	C-25
PPP-AA0001	Pressure Gauge	47	Q-3	PSC-AA0003	Bed Connecting Bolt	49	R-17	PSC-BH0009	Screw	71	Y-20
PPP-AA0001	Hose Union	75	a-14	PSC-AA0003	Body Connecting Bolt	49	R-9	PSC-BH0009	Screw	75	a-50
PPP-AA0001	Pressure Gauge	79	a-3	PSC-AC0002	Screw (M4×P0.7)	19	E-29	PSC-CB0001	Screw (M6×1.0 L=8)	17	D-45
PPP-AA0002	Fitting	71	Y-10-2	PSC-AC0003	Screw (M4×P0.7)	21	F-29	PSC-CB0002	Screw (M4×P0.7)	19	E-24
PPP-AA0002	Fitting	71	Y-31-5	PSC-AC0008	Screw	41	N-15	PSC-CB0002	Screw(M4×P0.7)	29	I-6
PPP-AA0002	Hose Nipple	47	Q-15	PSC-AC0008	Screw	49	R-44	PSC-CB0003	Screw(M5xP0.8xL5)	67	X-15
PPP-AA0002	Hose Nipple	63	W-2	PSC-AC0009	Screw (M5×0.8 L=17)	35	K-36	PSC-CB0004	Screw	45	P-48
PPP-AA0002	Fitting	75	a-40-2	PSC-AC0009	Screw (M5×0.8 L=8)	35	K-42	PSC-CB0006	Screw(M4xP0.7xL5)	67	X-17
PPP-AA0002	Hose Nipple	79	a-15	PSC-AC0009	Screw (M6)	27	H-14	PSC-CB0006	Screw(M4xP0.7xL5)	67	X-40
PPP-AA0003	Elbow Union	47	Q-14	PSC-AC0010	Screw (M5×0.8 L=20)	35	K-27	PSC-CB0029	Screw(M4xP0.7xL4)	67	X-56
PPP-AA0003	Fitting	71	Y-31-3	PSC-AC0010	Screw (M5×0.8 L=25)	17	D-47	PSC-DA0001	Table Connecting Screw	49	R-15
PPP-AA0003	Elbow Union	79	a-14	PSC-AC0012	Screw (M6×P1)	39	M-2	PSC-DA0001	Tapping Screw	73	Z-6
PPP-AA0004	Tee	47	Q-11	PSC-AC0013	Screw	37	L-24	PSC-DC0002	Screw	71	Y-32
PPP-AA0004	Tee	79	a-11	PSC-AC0013	Screw	41	N-10	PSC-DD0001	Tapping Screw	47	Q-26
PPP-AA0005	Quick Joint Plug	47	Q-4	PSC-AC0013	Screw	75	a-10	PSC-DD0001	Tapping Screw	79	a-26
PPP-AA0005	Quick Joint Plug	79	a-4	PSC-AC0014	Screw (M4×P0.7)	31	J-6	PSC-DD0002	Operation Unit Stand Screw	51	S-29
PPP-AA0013	Quick Coupling	47	Q-16	PSC-AC0014	Screw(M4xP0.7xL8)	67	X-20	PSN-AA0001	Nut	35	K-39
PPP-AA0013	Quick Coupling	79	a-16	PSC-AC0014	Screw(M4xP0.7xL8)	67	X-27	PSN-AA0002	Nut (M4×P0.8)	31	J-27
PPP-AA0014	Quick Coupling(PY0400)	67	X-43	PSC-AC0014	Screw(M4xP0.7xL8)	67	X-31	PSN-AA0003	Nut (M10×1.5)	15	C-16
PPP-AB0001	Speed Controller	23	G-40	PSC-AC0014	Screw(M4xP0.7xL8)	67	X-31	PSN-AA0006	Nut (M6×1.0 H=5)	49	R-30
PPP-AB0002	Speed Controller	47	Q-24	PSC-AC0015	Screw (M4×P0.7)	31	J-11	PSN-AA0006	Nut (M6×1.0 H=5)	31	J-27-1
PPP-AB0002	Speed Controller	79	a-24	PSC-AC0016	Screw (M10×ℓ70)	15	C-13	PSN-AA0007	Nut(M5×P0.8 H=3.5)	47	Q-9
PPP-AD0001	Air Hose	71	Y-10-3	PSC-AC0017	Screw	41	N-20	PSN-AA0007	Nut(M5×P0.8 H=3.5)	79	a-9
PPP-AD0001	Hose (Ø4)	23	G-39	PSC-AC0017	Screw	49	R-14	PSN-AA0019	Nut	71	Y-14
PPP-AD0001	Urethane Hose (Ø4)	47	Q-1	PSC-AC0017	Screw (M6×L20)	49	R-48	PSN-AA0019	Nut for Sensor	43	O-4
PPP-AD0001	Air Hose	75	a-40-3	PSC-AC0017	Screw(M5×P0.8 ℓ=10)	47	Q-8	PSN-AA0019	Nut	75	a-44
PPP-AD0001	Urethane Hose (Ø4)	79	a-1	PSC-AC0017	Screw	75	a-22	PSN-AA0032	Nut	73	Z-12
PPP-AD0002	Air Hose	71	Y-31-7	PSC-AC0017	Screw(M5×P0.8 ℓ=10)	79	a-8	PSN-AG0001	Cap Nut	43	O-1
PPP-AD0002	Urethane Hose (Ø6)	47	Q-2	PSC-AC0018	Screw	49	R-6	PSN-DA0001	Nut	71	Y-17
PPP-AD0002	Urethane Hose (Ø6)	79	a-2	PSC-AC0019	Screw	49	R-42	PSN-DA0001	Nut	75	a-47
PPP-AF0001	Plug B	47	Q-21	PSC-AC0020	Screw (M6×L20)	41	N-18	PSN-DA0002	Nut	71	Y-13
PPP-AF0001	Plug B	71	Y-31-6	PSC-AC0020	Screw (M6×L20)	75	a-17	PSN-DA0002	Nut	75	a-43
PPP-AF0001	Plug B	79	a-21	PSC-AC0021	Screw (M4×0.7)	35	K-16	PSR-AC0001	E-Ring φ9	21	F-18
PPP-AF0002	Plug A	47	Q-13	PSC-AC0034	Screw(M6xP1xL20)	67	X-4	PSR-AC0002	E-Ring	19	E-26
PPP-AF0002	Plug A	79	a-13	PSC-AC0039	Screw(M5xP0.8xL15)	67	X-18	PSR-AC0002	E-Ring	23	G-7
PPP-AG0001	Finger Valve	47	Q-5	PSC-AC0040	Screw	71	Y-4	PSR-AC0002	E-Ring	29	I-4
PPP-AG0001	Finger Valve	79	a-5	PSC-AC0040	Screw	75	a-34	PSR-AC0003	E-Ring	71	Y-12
PPP-BA0001	Solenoid Valve	47	Q-17	PSC-AC0045	Screw(M5xP0.8xL10)	67	X-48	PSR-AC0003	E-Ring	75	a-42
PPP-BA0001	Solenoid Valve	63	W-3	PSC-AC0049	Screw	71	Y-8	PSR-AC0004	E-Ring	21	F-44
PPP-BA0001	Solenoid Valve	79	a-17	PSC-AC0049	Screw(M4xP0.7xL12)	67	X-22	PSR-AC0005	E-Ring	35	K-37
PPP-BA0007	Solenoid Valve	71	Y-31-2	PSC-AC0049	Screw	75	a-38	PSR-AC0009	E-Ring	49	R-28
PPP-BB0001	Manifold	71	Y-31-1	PSC-AC0054	Screw	71	Y-28	PSR-AH0001	Snap Ring	17	D-39
PPP-BB0001	Manifold Block	47	Q-19	PSC-AC0054	Screw	77	a-58	PSR-AH0002	Snap Ring	17	D-43
				PSC-AC0058	Screw (M6, L=12)	61	W-6				

Index

Parts No.	Name of Parts	Page	Ref.No.	Parts No.	Name of Parts	Page	Ref.No.	Parts No.	Name of Parts	Page	Ref.No.
PTC-AB0001	Handle	51	S-13	SC-000684	Screw(M3xL10)	55	T-96				
PTC-AG0001	Cable Tie	73	Z-16	SC-001010	Bolt	67	X-9				
PTC-AG0002	Cable Tie	47	Q-12	SC-001099	Screw Ass'y I/O Board(M3xL7)	53	T-40				
PTC-AG0002	Cable Tie	79	a-12	SC-001099	Screw(M3xL7)	55	T-94				
PTC-AH0001	Cable Holder(5N)	9	A-48	SC-0164-2700	Screw (11/64"n=40)	41	N-8				
PTC-AH0003	Cable Holder(6N)	39	M-18	SC-0164-2700	Screw (11/64"n=40)	75	a-8				
PTC-AH0005	Cable Holder	73	Z-15	SC-0498-3750	Screw	15	C-31				
PTL-AB0001	L-Shape Wrench	51	S-8	SFAM-550-300	Main Motor	17	D-46				
PTL-AB0002	L-Shape Wrench	51	S-8	SN-000323	USB Connector Cover Nut	55	T-91				
PTL-AB0003	L-Shape Wrench	51	S-8	TR-KS01-2516	Table Stand Ass'y	49	R-3				
PTL-AB0004	L-Shape Wrench	51	S-8	-	CD Manual	51	S-37				
PTL-AB0005	L-Shape Wrench	51	S-8	-	Sponge	61	W-15				
PTL-BA0001	Driver(L)	51	S-3								
PTL-BA0002	Driver(M)	51	S-2								
PTL-BA0002	Driver(S)	51	S-1								
PTL-CB0001	Spanner	51	S-4								
PWS-AA0002	Washer	33	J-56								
PWS-AA0002	Washer	33	J-60								
PWS-AA0002	Washer	73	Z-9								
PWS-AA0004	Washer	13	B-20								
PWS-AA0004	Washer	13	B-22								
PWS-AA0004	Washer	27	H-34								
PWS-AA0005	Washer	29	I-28								
PWS-AA0006	Washer	23	G-48								
PWS-AA0006	Washer	37	L-11								
PWS-AA0006	Washer	41	N-28								
PWS-AA0006	Washer	41	N-34								
PWS-AA0006	Washer	49	R-50								
PWS-AA0006	Washer (φ6)	61	W-8								
PWS-AA0006	Washer	75	a-19								
PWS-AA0007	Washer	49	R-31								
PWS-AA0008	Spring Washer	49	R-11								
PWS-AA0008	Washer	49	R-18								
PWS-AA0010	Washer	67	X-23								
PWS-AA0014	Washer	67	X-5								
PWS-AA0046	Washer	71	Y-30								
PWS-CA0001	Spring Washer	29	I-27								
PWS-CA0002	Spring Washer	73	Z-8								
PWS-CA0002	Washer	33	J-57								
PWS-CA0003	Spring Washer	15	C-15								
PWS-CA0005	Spring Washer	41	N-3								
PWS-CA0005	Spring Washer	75	a-3								
PWS-CA0006	Spring Washer	41	N-33								
PWS-CA0006	Spring Washer (φ6)	61	W-7								
PWS-CA0006	Spring Washer	75	a-18								
PWS-CA0008	Spring Washer	71	Y-5								
PWS-CA0008	Spring Washer	71	Y-29								
PWS-CA0008	Spring Washer	75	a-35								
PWS-CA0009	Spring Washer	67	X-24								
PWS-CA0009	Spring Washer	71	Y-9								
PWS-CA0009	Spring Washer	75	a-39								
PWS-CA0037	Spring Washer	73	Z-14								
SC-000392	Screw(M4×L30)	53	T-22-5								
SC-000683	Screw Ass'y (M4×L10)	53	T-17								
SC-000683	Screw Ass'y (M4×L10)	53	T-33								
SC-000683	Screw Ass'y For "A"Foot Switch Cover (M4×L10)	59	V-8								
SC-000683	Screw Ass'y For "A"Foot Switch Cover (M4×L10)	65	W-8								
SC-000683	Screw Clamping Cable Ass'y(M4×L10)	59	V-5								
SC-000683	Screw Clamping Cable Ass'y(M4×L10)	65	W-5								
SC-000683	Screw IPM (M4×0.7 L=10)	53	T-35								
SC-000683	Screw(M4×L10)	53	T-25								
SC-000684	Screw(M3×L10)	53	T-22-6								

