


JUKI®

1-needle, Top & Bottom Feed, Lockstitch Machine

DU-140

DU-141NH (With a double-capacity hook)

DU-141H-7 (With a double-capacity hook
an automatic thread trimmer)



- DU-141H-7-0B/XC-E500
- ※ XC-E500 control panel is optionally available.

The basic sewing machine equipped to sew heavy-weight materials promises consistent seam quality and outstanding operability.

Through thoroughgoing study of sewing mechanisms such as the thread take-up mechanism, feed mechanism, and hook, consistent seam quality is promised. The machine's many different features to enhance easy operation and increased productivity include a presser foot with a higher lift, a double-capacity hook (DU-141NH, DU-141H-7), and a larger allotment of free space under the arm. In addition, the model equipped with an automatic thread trimmer is built with a newly developed AC servomotor/control box that streamlines and smoothens operation through a high-power control mechanism and quick response.

1-needle, top & bottom feed, lockstitch machine

DU-140



DU-141NH (Double-capacity hook)



1


Consistent seam quality



With its unique thread take-up mechanism, feed mechanism, and hook, the machine feeds difficult-to-feed materials and multi-layered portions of material with great precision, thereby producing beautifully finished seams of consistent quality.

2

Higher lift of the presser foot



The presser foot can be pushed up as high as 15 mm using the knee lifter. This feature is especially effective for sewing processes that require a higher lift of the presser foot such as piping, binding-tape sewing, and sponge-cloth sewing.

3


Maximum stitch length of 9 mm



The stitch length is adjusted in the range of 0 to 9 mm both in the normal and reverse directions by operating the stitch dial. This feature allows the machine to be used in wider applications such as decorative stitching, which requires a larger pitch and sewing of tent sheets. The reverse-feed sewing length is also adjustable.

4

Frequency of bobbin thread replacement has been reduced.



The machine incorporates a horizontal-axis, double-capacity hook. By reducing the frequency of bobbin thread replacement, this type of hook further upgrades efficiency in operation.

(DU-141NH)
(DU-141H-7)

1-needle, top & bottom feed, lockstitch machine with an automatic thread trimmer


DU-141H-7(Double-capacity hook)



DU-141H-7-0B/XC-E500

※ XC-E500 control panel is optionally available.

Thread trimmer cuts a thread sharp without fail.



The knife is driven by a thread trimming cam ideal for cutting thick threads at a sharp angle.

Automatic reverse feed function



Reverse-feed stitching operation can be started simply by pressing the one-touch-type reverse-feed button.

Furthermore, if a suspended ruler is attached on the machine or a 3-dimensional sewing product is sewn, the button can be shifted upward to prevent interruption.

Optional

Pneumatic auto-lifter

The pneumatic auto-lifter comes in two different types: the knee-operated type (AK-114A) and the pedal-operated type (AK-114B). Select the type best suited for the applications of your machine.

AC servomotor/controller

SC-380

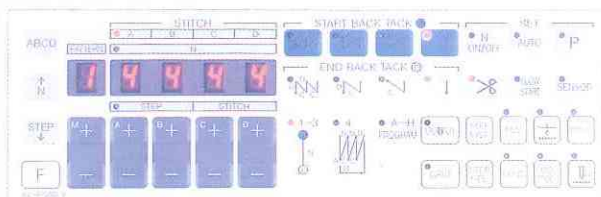
Multi functioned, powerful, and smooth to operate

- The SC-380 is provided with many different standard functions, including speed-control, soft-start, automatic reverse stitching with the specified number of stitches, constant-dimension stitching, and overlapped (multi-layered) stitching. These functions ensure sewing performance optimally suited to the material and process.
- With its higher torque under low-speed sewing, the SC-380 enables the sewing machine to smoothly start sewing operation. The unit is also provided with additional capabilities which enhance the sewing of extra heavy-weight materials by increasing the cloth-penetrating force of the needle for the first stitch of sewing, etc. With these capabilities, the sewing machine is able to demonstrate optimal sewing performance both widely and smoothly when working with heavy-weight materials.



Control panel that improves functions of the sewing machine (optional)

- The SC-380 is provided with program sewing and a host of other functions that contribute to increased efficiency.
- The SC-380 can be installed on the top of the sewing machine. All functions provided by the SC-380 can only be specified through the control panel.
- Data programmed in the control panel can be transferred to another sewing machine unit.



■ Specifications

Model name	DU-140	DU-141NH	DU-141H-7
Type			With an automatic thread trimmer
Max. sewing speed	2,000 rpm		
Max. stitch length	9mm (Normal / Reverse feed)		
Needle bar stroke	35mm	37 mm	
Lift of the presser foot	By knee lifter:15mm / By hand lifter:7mm		By knee lifter:15mm By hand lifter:6mm
Thread take-up	Link type		
Alternating vertical movement	2~5mm		
Hook	Horizontal-axis full-rotary hook	Horizontal-axis full-rotary double-capacity hook	
Needle	DBX1(DPX17) #14~#23(Standard #21)		DBX1(DPX17) #20~#23(Standard #21)
Thread	#40 ~ #8 (Japanese yarn count)		
Lubrication	Automatic		
Free space for sewing	265 mm	270 mm	
Bed size	477mm X 178mm		
Weight of the machine head	32 kg		34 kg
Automatic reverse feed function	—		Provided as standard

■ When you place orders

Please note when placing orders, that the model name should be written as follows:

[Without an automatic thread trimmer]

DU-140U
DU-141NHU

[With an automatic thread trimmer]

DU-141H-7-0B/

Pneumatic auto lifter(Optional)	Code
Knee switch type (AK-114C)	C
Pedal switch type (AK-114B)	B
Not provided	<input checked="" type="checkbox"/>

● Motor for SC

M

PSC box			Code
For General Export	Single-phase 3-phase	200~240V	60
For JUS (LA)*	Single-phase	100~120V	61
	3-phase	200~240V	62
For CE	Single-phase	200~240V	63

*JUS: North America and Central and South America

● PSC box / control panel for SC

SC-380 -

PSC box			Code	Control panel		Code
For General Export	Single-phase	220~240V	07	Not provided		00000
	3-phase	200~220V	11	Control panel display language: English. Instruction manual comes in three different languages.		E500B
For JUS (LA)*	Single-phase	110~120V	37	Control panel display language: English. Instruction manual comes in five different languages.		E500C
	3-phase	220~240V	38			
For CE	Single-phase	220~240V	34			

● To order, please contact your nearest JUKI distributor.

JUKI[®]
JUKI CORPORATION
INTERNATIONAL SALES H.Q.

8-2-1, KOKURYO-CHO, CHOFU-SHI,
TOKYO 182-8655, JAPAN
PHONE : (81) 3-3430-4001~4
FAX : (81) 3-3430-4909.4914
TELEX : J22967
http://www.juki.co.jp

* Specifications and appearance are subject to change without prior notice for improvement.
* Read the instruction manual before putting the machine into service to ensure safety.